



117 Putnam Drive, Suite A ♦ Eatonton, GA 31024

## Agenda

Friday, September 7, 2018 ♦ 9:00 AM

*Putnam County Administration Building – Room 203*

### Opening

1. Welcome - Call to Order
2. Invocation
3. Pledge of Allegiance

### Mill Rate Public Hearing

4. Presentation of Proposed 2018 Mill Rate
5. Comments from the Public
6. Comments from Commissioners and/or Staff

### Regular Business Meeting

7. Public Comments
8. Approval of Agenda
9. Consent Agenda
  - a. Approval of Minutes - August 21, 2018 (staff-CC)
  - b. Approval of Minutes - August 31, 2018 Called Meeting (staff-CC)
  - c. Request from AT&T for ROW/Utility Encroachments #9RL61091NN & #9RL61089N & #9RL61090N (staff-CC)
  - d. Authorization for Chairman to sign Agreement for Section 5311 Transit Operating and Capital Assistance between GDOT and Putnam County (staff-Transit)
  - e. Authorization for Chairman to sign GDOT TAM Participant Accountable Executive Approval Form (staff-Transit)
10. Ratification of the Board of Education Mill Rate and Authorization for Chairman to sign Tax Levy Resolution (staff-Finance)
11. Authorization for Chairman to sign Resolution setting 2018 Mill Rate for Incorporated County Maintenance and Operation (staff-Finance)
12. Authorization for Chairman to sign Resolution setting 2018 Mill Rate for Unincorporated County Maintenance and Operation (staff-Finance)
13. Authorization for Chairman to sign Resolution setting 2018 Mill Rate for Special Service District (staff-Finance)

The Board of Commissioners reserves the right to continue the meeting to another time and place in the event the number of people in attendance at the meeting, including the Board of Commissioners, staff, and members of the public exceeds the legal limits. The meeting cannot be closed to the public except by a majority vote of a quorum present for the meeting. The board can vote to go into an executive session on a legally exempt matter during a public meeting even if not advertised or listed on the agenda. Individuals with disabilities who require certain accommodations in order to allow them to observe and/or participate in this meeting, or who have questions regarding the accessibility of the meeting or the facilities are required to contact the ADA Compliance Officer, at least three business days in advance of the meeting at 706-485-2776 to allow the County to make reasonable accommodations for those persons.

# PUTNAM COUNTY BOARD OF COMMISSIONERS

**Agenda Continued**  
**Friday, September 7, 2018 ◊ 9:00 AM**  
*Putnam County Administration Building – Room 203*

## **Regular Business Meeting Continued**

- [14.](#) Awarding of Solicitation 18-36001-001 Type I Ambulance (staff-EMS)
- [15.](#) Authorization for Chairman to sign updated 9-1-1 Resolutions (staff-CC)
  - a. Resolution Updating and Authorizing 9-1-1 Charges on Prepaid Wireless Services
  - b. Resolution Updating and Authorizing 9-1-1 Charges on Telephone Services and Wireless Enhanced 9-1-1 Charges other than Prepaid Wireless Services
- [16.](#) Appointments to the Eatonton-Putnam County Library Board (staff-CC)
- [17.](#) Discussion and possible action regarding GDOT Local Bridge Replacement Program for Martins Mill Road at Little River (tabled from 08-21-18 meeting)
- 18. Discussion and possible action regarding a follow-up meeting with the City of Eatonton and the Middle Georgia Regional Commission to discuss consolidation (staff-CM)
- [19.](#) Discussion and possible action regarding Payment in Lieu of Taxes (PILT) Class Action (staff-CM)

## **Reports/Announcements**

- 20. County Manager Report
- 21. County Attorney Report
- 22. Commissioner Announcements

## **Executive Session**

- 23. Motion to enter Executive Session as allowed by O.C.G.A. 50-14-4, if necessary, for Personnel, Litigation, or Real Estate
- 24. Motion to reopen meeting and execute Affidavit concerning the subject matter of the closed portion of the meeting
- 25. Action, if any, resulting from the Executive Session

## **Closing**

- 26. Adjournment

The Board of Commissioners reserves the right to continue the meeting to another time and place in the event the number of people in attendance at the meeting, including the Board of Commissioners, staff, and members of the public exceeds the legal limits. The meeting cannot be closed to the public except by a majority vote of a quorum present for the meeting. The board can vote to go into an executive session on a legally exempt matter during a public meeting even if not advertised or listed on the agenda. Individuals with disabilities who require certain accommodations in order to allow them to observe and/or participate in this meeting, or who have questions regarding the accessibility of the meeting or the facilities are required to contact the ADA Compliance Officer, at least three business days in advance of the meeting at 706-485-2776 to allow the County to make reasonable accommodations for those persons.

**Backup material for agenda item:**

4. Presentation of Proposed 2018 Mill Rate

The Board of Commissioners reserves the right to continue the meeting to another time and place in the event the number of people in attendance at the meeting, including the Board of Commissioners, staff, and members of the public exceeds the legal limits. The meeting cannot be closed to the public except by a majority vote of a quorum present for the meeting. The board can vote to go into an executive session on a legally exempt matter during a public meeting even if not advertised or listed on the agenda. Individuals with disabilities who require certain accommodations in order to allow them to observe and/or participate in this meeting, or who have questions regarding the accessibility of the meeting or the facilities are required to contact the ADA Compliance Officer, at least three business days in advance of the meeting at 706-485-2776 to allow the County to make reasonable accommodations for those persons.

**NOTICE**

The Putnam County Board of Commissioners does hereby announce that the millage rate will be set at a meeting to be held at the Putnam County Administration Building, 117 Putnam Drive, Eatonton, GA on September 7, 2018 at 9:00 AM\* and pursuant to the requirements of O.C.G.A 48-5-32 does hereby publish the following presentation of the current year's digest and levy, along with the history of the tax digest and levy for the past five years.

**CURRENT 2018 TAX DIGEST AND 5 YEAR HISTORY OF LEVY**

<b>INCORPORATED</b>	<b>2013</b>	<b>2014</b>	<b>2015</b>	<b>2016</b>	<b>2017</b>	<b>2018</b>
Real & Personal	157,827,919	154,687,353	151,366,007	150,582,209	147,832,235	147,882,937
Motor Vehicles	6,228,720	5,361,740	3,943,470	3,031,800	2,421,980	1,723,660
Mobile Homes	1,818,018	1,735,017	1,545,374	1,464,236	1,486,199	1,610,579
Timber - 100%	119,773	0	0	0	0	0
Heavy Duty Equipment	0	0	22,998	0	172,300	0
Gross Digest	165,994,430	161,784,110	156,877,849	155,078,245	151,912,714	151,217,176
Less M & O Exemptions	38,655,015	35,802,604	37,530,625	36,944,491	35,553,850	33,854,502
Net M & O Digest	127,339,415	125,981,506	119,347,224	118,133,754	116,358,864	117,362,674
State Forest Land Assistance Grant Value	377,773	413,540	420,645	425,897	430,199	720,094
Adjusted Net M&O Digest	127,717,188	126,395,046	119,767,869	118,559,651	116,789,063	118,082,768
Gross M&O Millage	9.350	8.880	9.248	10.071	10.016	9.612
Less Millage Rate Rollbacks	1.430	0.960	1.210	1.220	1.170	1.279
Net M&O Millage	7.920	7.920	8.038	8.851	8.846	8.333
Net Taxes Levied	\$1,011,520	\$1,001,049	\$962,694	\$1,049,371	\$1,033,116	\$983,984
<b>UNINCORPORATED</b>	<b>2013</b>	<b>2014</b>	<b>2015</b>	<b>2016</b>	<b>2017</b>	<b>2018</b>
Real & Personal	1,360,502,609	1,351,653,062	1,318,541,837	1,310,094,745	1,257,475,562	1,263,211,015
Motor Vehicles	56,319,790	53,792,650	36,136,660	27,785,940	21,356,460	17,308,810
Mobile Homes	3,081,070	3,274,357	2,984,852	3,061,527	3,295,197	3,412,874
Timber - 100%	2,241,189	2,587,369	2,981,051	1,690,662	2,205,438	4,214,949
Heavy Duty Equipment	27,600	67,142	0	281,034	401,475	230,097
Gross Digest	1,422,172,258	1,411,374,580	1,360,644,400	1,342,913,908	1,284,734,132	1,288,377,745
Less M & O Exemptions	161,606,134	144,271,738	145,966,434	140,884,769	141,354,678	140,805,334
Net M & O Digest	1,260,566,124	1,267,102,842	1,214,677,966	1,202,029,139	1,143,379,454	1,147,572,411
State Forest Land Assistance Grant Value	5,348,952	6,507,131	7,463,101	7,558,726	8,804,432	16,519,507
Adjusted Net M&O Digest	1,265,915,076	1,273,609,973	1,222,141,067	1,209,587,865	1,152,183,886	1,164,091,918
Gross M&O Millage	9.350	8.890	9.219	10.071	10.016	9.612
Less Millage Rate Rollbacks	1.950	1.490	1.800	1.784	1.739	1.279
Net M&O Millage	7.400	7.400	7.419	8.287	8.277	8.333
Net Taxes Levied	\$9,367,772	\$9,424,714	\$9,067,065	\$10,023,855	\$9,536,626	\$9,700,378
<b>TOTAL COUNTY</b>	<b>2013</b>	<b>2014</b>	<b>2015</b>	<b>2016</b>	<b>2017</b>	<b>2018</b>
Total County Value	1,393,632,264	1,400,005,019	1,341,908,936	1,328,147,516	1,268,972,949	1,282,174,686
Total County Taxes Levied	\$10,379,292	\$10,425,763	\$10,029,759	\$11,073,226	\$10,569,742	\$10,684,362
Net Taxes \$ Increase	\$2,946,515	\$46,471	(\$396,004)	\$1,043,467	(\$503,484)	\$114,620
Net Taxes % Increase	39.64%	0.45%	-3.80%	10.40%	-4.55%	1.08%
Publish 8/23/18	*Start time may be delayed if another public hearing is scheduled prior to this meeting.					



9. Consent Agenda
  - a. Approval of Minutes - August 21, 2018 (staff-CC)
  - b. Approval of Minutes - August 31, 2018 Called Meeting (staff-CC)
  - c. Request from AT&T for ROW/Utility Encroachments #9RL61091NN & #9RL61089N & #9RL61090N (staff-CC)
  - d. Authorization for Chairman to sign Agreement for Section 5311 Transit Operating and Capital Assistance between GDOT and Putnam County (staff-Transit)
  - e. Authorization for Chairman to sign GDOT TAM Participant Accountable Executive Approval Form (staff-Transit)

The Board of Commissioners reserves the right to continue the meeting to another time and place in the event the number of people in attendance at the meeting, including the Board of Commissioners, staff, and members of the public exceeds the legal limits. The meeting cannot be closed to the public except by a majority vote of a quorum present for the meeting. The board can vote to go into an executive session on a legally exempt matter during a public meeting even if not advertised or listed on the agenda. Individuals with disabilities who require certain accommodations in order to allow them to observe and/or participate in this meeting, or who have questions regarding the accessibility of the meeting or the facilities are required to contact the ADA Compliance Officer, at least three business days in advance of the meeting at 706-485-2776 to allow the County to make reasonable accommodations for those persons.

# PUTNAM COUNTY BOARD OF COMMISSIONERS



117 Putnam Drive, Suite A ♦ Eatonton, GA 31024

## Minutes

**Tuesday, August 21, 2018 ♦ 6:30 PM**

Putnam County Administration Building – Room 203

The Putnam County Board of Commissioners met on Tuesday, August 21, 2018 at approximately 6:30 PM in the Putnam County Administration Building, 117 Putnam Drive, Room 203, Eatonton, Georgia

### *PRESENT*

- Chairman Stephen Hersey
- Commissioner Kelvin Irvin
- Commissioner Daniel Brown
- Commissioner Alan Foster
- Commissioner Trevor Addison

### *STAFF PRESENT*

- County Attorney Barry Fleming
- County Manager Paul Van Haute
- Assistant County Manager Lisa Jackson
- County Clerk Lynn Butterworth

### **Opening**

1. Welcome - Call to Order

Chairman Hersey called the meeting to order at approximately 6:33 p.m. (Copy of agenda made a part of the minutes on minute book page \_\_\_\_\_.)

2. Invocation

Pastor James Smith, Wesley Chapel United Methodist Church, gave the invocation.

3. Pledge of Allegiance

Chairman Hersey led the Pledge of Allegiance.

Chairman Hersey received approval from the board to place item #10 “ATCC Drug Court Program Request by Judge Alison T. Burleson, Judge Brenda H. Trammell and Judge Amanda S. Petty” before the Budget Public Hearing.

4. ATCC Drug Court Program Request by Judge Alison T. Burleson, Judge Brenda H. Trammell and Judge Amanda S. Petty (SH/AF)  
Judge Brenda Trammell, Judge Alison Burleson, Judge Amanda Petty, and Mr. James Alford (graduate of Drug Court) spoke in support of receiving DATE funds to help support the ATCC Drug Court program. Documents explaining the program were distributed. No action was taken. (Copy of documents made a part of the minutes on minute book pages \_\_\_\_\_ to \_\_\_\_\_.)

Meeting was recessed at approximately 7:25 p.m.  
Meeting was reconvened at approximately 7:36 p.m.

**Budget Public Hearing**

5. Presentation of Proposed FY19 Budget  
County Manager gave presentation explaining the FY19 Budget. (Copy of presentation made a part of the minutes on minute book pages \_\_\_\_\_ to \_\_\_\_\_.)

6. Comments from the Public  
Chairman Hersey took comments from the public first. Magistrate Judge-Elect Dorothy Adams requested additional funding for a part-time Magistrate or Clerk. Ms. Stacy Brown from the Uncle Remus Regional Library spoke on behalf of Library Manager Colby Hunter to let the board know that they appreciate the funding given to them in the budget.

7. Comments from Commissioners and/or Staff  
Commissioner Foster commented on the Special Service District (SSD) and requested that enough money be appropriated from the fund balance to not require a tax increase. Chairman Hersey commented that SSD revenues were not categorized properly. Commissioner Addison thanked County Manager Van Haute and staff for working on the budget. He acknowledged that the SSD was difficult to explain and advised that he is working on a detailed explanation that he will send out. Commissioner Irvin requested that an additional column be added to the working budget spreadsheet that calls for no tax increase.

**Regular Business Meeting**

8. Public Comments  
Mr. Ryan Mangham commented on the use of drones for assessing property.

Meeting was recessed at approximately 8:47 p.m.  
Meeting was reconvened at approximately 9:00 p.m.

9. Approval of Agenda

**Motion to approve the Agenda.**

**Motion made by Commissioner Addison, Seconded by Commissioner Irvin.**

**Voting Yea: Chairman Hersey, Commissioner Irvin, Commissioner Brown, Commissioner Foster, Commissioner Addison**

10. Consent Agenda

- a. Approval of Minutes - July 17, 2018 Regular Meeting (staff-CC)
- b. Approval of Minutes - July 20, 2018 Budget Work Session (staff-CC)
- c. Approval of Minutes - July 20, 2018 Called Meeting (staff-CC)
- d. Approval of Minutes - July 20, 2018 Executive Session (staff-CC)
- e. Approval of Minutes - July 23, 2018 Budget Work Session (staff-CC)
- f. Approval of Minutes - July 23, 2018 Called Meeting (staff-CC)
- g. Approval of Minutes - July 23, 2018 Executive Session (staff-CC)
- h. Approval of Minutes - July 27, 2018 Called Meeting (staff-CC)
- i. Approval of Minutes - August 10, 2018 Budget Work Session (staff-CC)
- j. Authorization for Chairman to sign ACCG Interlocal Risk Management Agency Safety Discount Verification Form (staff-HR)
- k. Authorization for Chairman to sign ACCG Group Self-Insurance Workers' Compensation Fund Safety Discount Verification Form (staff-HR)

Commissioner Foster requested that Consent Agenda items b., c., d., e., f., and g. be voted on separately.

**Motion to approve Consent Agenda items a., h., i., j., and k.**

**Motion made by Commissioner Foster, Seconded by Commissioner Irvin.**

**Voting Yea: Chairman Hersey, Commissioner Irvin, Commissioner Brown, Commissioner Foster, Commissioner Addison**

(Copy of documents made a part of the minutes on minute book pages \_\_\_\_\_ to \_\_\_\_\_.)

**Motion to approve Consent Agenda items b., c., d., e., f. and g.**

**Motion made by Commissioner Irvin, Seconded by Chairman Hersey.**

**Voting Yea: Chairman Hersey, Commissioner Irvin, Commissioner Brown, Commissioner Addison**

**Voting Abstain: Commissioner Foster (not present at meetings)**

11. Discussion and possible action on the LMIG Road List (staff-CM)

County Manager Van Haute went over the LMIG chart.

**Motion to approve the LMIG project list as presented.**

**Motion made by Commissioner Foster, Seconded by Commissioner Irvin.**

**Voting Yea: Chairman Hersey, Commissioner Irvin, Commissioner Brown, Commissioner Foster, Commissioner Addison**

(Copy of list made a part of the minutes on minute book page \_\_\_\_\_.)

12. Authorization for Chairman to sign Resolution and Plan Amendment to the ACCG 457(b) Deferred Compensation Plan for Employees (staff-CM)

**Motion to authorize the Chairman to sign the Resolution and Plan Amendment to the ACCG 457(b) Deferred Compensation Plan for Employees**

**Motion made by Commissioner Addison, Seconded by Commissioner Foster.**

**Voting Yea: Chairman Hersey, Commissioner Irvin, Commissioner Brown, Commissioner Foster, Commissioner Addison**

(Copy of documents made a part of the minutes on minute book pages \_\_\_\_\_ to \_\_\_\_\_.)

13. Discussion and possible action regarding GDOT Local Bridge Replacement Program for Martins Mill Road at Little River (staff-CM)

County Manager Van Haute explained the project and estimated costs.

**Motion to table the item until the September 7, 2018 regular meeting.**

**Motion made by Commissioner Addison, Seconded by Commissioner Irvin.**

**Voting Yea: Chairman Hersey, Commissioner Irvin, Commissioner Brown, Commissioner Foster, Commissioner Addison**

14. Authorization for staff to schedule a Public Hearing for proposed changes to the Putnam County Code of Ordinances - Chapter 30 (Environment) (staff-P&D)

**Motion to authorize staff to schedule a Public Hearing for proposed changes to the Putnam County Code of Ordinances – Chapter 30 (Environment)**

**Motion made by Commissioner Foster, Seconded by Commissioner Irvin.**

**Voting Yea: Chairman Hersey, Commissioner Irvin, Commissioner Brown, Commissioner Foster, Commissioner Addison**

(Copy of proposed changes made a part of the minutes on minute book pages \_\_\_\_\_ to \_\_\_\_\_.)

15. Approval of Revised Fees for Planning & Development (staff-P&D)

**Motion to approve revised fees for Planning & Development as shown in meeting package effective October 1, 2018.**

**Motion made by Commissioner Addison, Seconded by Chairman Hersey.**

**Voting Yea: Chairman Hersey, Commissioner Irvin, Commissioner Brown, Commissioner Foster, Commissioner Addison**

**Motion to also approve additional revised fees for Planning & Development as shown in red on document presented tonight.**

**Motion made by Commissioner Addison, Seconded by Chairman Hersey.**

**Voting Yea: Chairman Hersey, Commissioner Irvin, Commissioner Brown, Commissioner Foster, Commissioner Addison**

(Copy of fee chart made a part of the minutes on minute book pages \_\_\_\_\_ to \_\_\_\_\_.)

**Reports/Announcements**

16. County Manager Report

No report

17. County Attorney Report  
No report

18. Commissioner Announcements  
Commissioner Irvin: none

Commissioner Brown: none

Commissioner Foster: none

Commissioner Addison: none

Chairman Hersey: none

**Closing**

19. Adjournment

**Motion to adjourn the meeting.**

**Motion made by Commissioner Irvin, Seconded by Commissioner Brown.**

**Voting Yea: Chairman Hersey, Commissioner Irvin, Commissioner Brown, Commissioner Foster, Commissioner Addison**

Meeting adjourned at approximately 10:01 p.m.

ATTEST:

Lynn Butterworth  
County Clerk

Stephen J. Hersey  
Chairman

# PUTNAM COUNTY BOARD OF COMMISSIONERS



117 Putnam Drive, Suite A ♦ Eatonton, GA 31024

## Called Meeting

### Minutes

Friday, August 31, 2018 ♦ 9:00 AM

Putnam County Administration Building – Room 203

The Putnam County Board of Commissioners met on Friday, August 31, 2018 at approximately 9:00 AM in the Putnam County Administration Building, 117 Putnam Drive, Room 203, Eatonton, Georgia

#### *PRESENT*

Chairman Stephen Hersey  
 Commissioner Kelvin Irvin  
 Commissioner Daniel Brown  
 Commissioner Alan Foster  
 Commissioner Trevor Addison

#### *STAFF PRESENT*

County Attorney Barry Fleming  
 County Manager Paul Van Haute  
 County Clerk Lynn Butterworth  
 Finance Director Linda Cook

#### **Opening**

1. Welcome - Call to Order

Chairman Hersey called the meeting to order at approximately 9:03 a.m. (Copy of agenda made a part of the minutes on minute book page \_\_\_\_\_.)

#### **Called Meeting**

2. Approval of FY19 Budget and Authorization for Chairman to sign 2019 Budget Resolution  
 Mr. Billy Webster commented on the budget and Mr. Doug Eaves signed in to answer questions.

**Motion to approve the FY19 budget as presented in the District 4 column and authorize the Chairman to sign the 2019 Budget Resolution.**

**Motion made by Commissioner Addison, Seconded by Commissioner Irvin.**

**Motion amended to zero the Fire Suppression budget for FY19 and include that budget's revenues and expenses in the Fire/Rescue budget.**

**Amended motion made by Commissioner Addison, Seconded by Commissioner Irvin.**

**Voting Yea: Commissioner Irvin, Commissioner Brown, Commissioner Foster, Commissioner Addison, Chairman Hersey**

Vote on original motion as amended:

**Voting Yea: Commissioner Irvin, Commissioner Brown, Commissioner Addison**

**Voting Nay: Chairman Hersey, Commissioner Foster**

(Copy of resolution made a part of the minutes on minute book pages \_\_\_\_\_ to \_\_\_\_\_.)

Meeting recessed at approximately 10:54 a.m.

Meeting reconvened at approximately 11:10 a.m.

3. Authorization for Chairman to sign Special Service District Fund Balance Resolution  
**Motion to authorize the Chairman to sign the Special Service District Fund Balance Resolution**

**Motion made by Commissioner Addison, Seconded by Commissioner Foster.**

**Voting Yea: Commissioner Irvin, Commissioner Brown, Commissioner Foster, Commissioner Addison**

**Voting Nay: Chairman Hersey**

**Closing**

4. Adjournment

**Motion to adjourn the meeting.**

**Motion made by Commissioner Foster, Seconded by Commissioner Irvin.**

**Voting Yea: Commissioner Irvin, Commissioner Brown, Commissioner Foster, Commissioner Addison**

**Voting Nay: Chairman Hersey**

Meeting adjourned at approximately 11:30 a.m.

ATTEST:

Lynn Butterworth  
County Clerk

Stephen J. Hersey  
Chairman



8/16/2018

AT&T c/o  
AnSCO & Associates, LLC  
736 Park North Boulevard, Suite 100  
Clarkston, GA 30021

To:  
Putnam County  
Office of Planning & Development  
117 Putnam Drive  
Suite B  
Eatonton, GA 31024

Re: ROW/Utility Encroachment for AT&T Job: 9RL61091NN

Ms. Jackson,

Below is the work information you have requested:

- 1. Utility Information:
  - a. Mike Liebert, AT&T Project Manager
  - b. 143 N Erwin St, Cartersville, GA 30120
  - c. 678-276-5660, ml4389@att.com
- 2. Contractor Information:
  - a. Adam Bateman, AnSCO & Associates, LLC
  - b. 736 Park North Boulevard, Suite 100, Clarkston, GA 30021
  - c. 404-508-5736, adam.bateman@anscollc.com
- 3. Representative Information:
  - a. AnSCO & Associates Engineering Permit Department
  - b. 736 Park North Boulevard, Suite 100, Clarkston, GA 30021
  - c. 404-508-5736, engper@anscollc.com
- 4. Project Work Dates:
  - a. Estimated begin date: 12/21/2018
  - b. Estimated end date: 3/21/2019
- 5. Scope of Work:
  - a. AT&T CONSTRUCTION FORCES TO PLACE 10" X 15" HANDHOLES AND 1.25" INNERDUCT BY MACHINE BORE AT A DEPTH OF 24" FOR PARALLEL INSTALLATIONS AND 48" FOR ALL ROADWAY CROSSINGS AND LASH AERIAL FIBER CABLE TO EXISTING STRANDS AS SHOWN ON THE ATTACHED CONSTRUCTION DRAWINGS. ALL WORK WILL UTILIZE A DIRECTIONAL BORE.

The following work as described below has been reviewed and approved by:

---

County Manager, Putnam County, GA

---


Date of approval

Once work has been reviewed and approved, please contact the representative listed above using the [engper@anscollc.com](mailto:engper@anscollc.com) e-mail address.

Thank you,

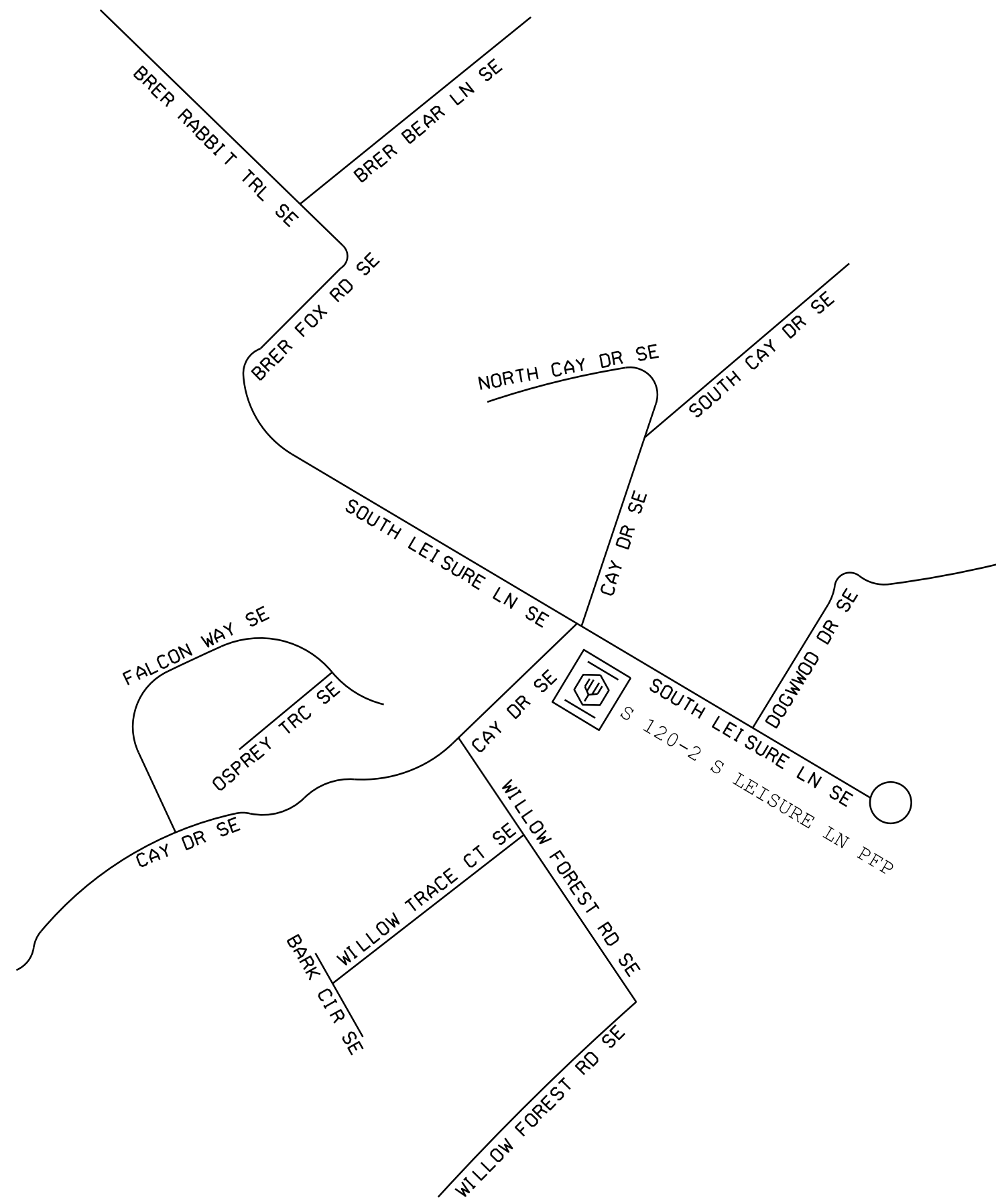
*Mike Liebert*  
Mike Liebert  
AT&T  
Sr. Specialist, Technical Project MGMT

# VICINITY MAP



**PERMIT NOTE:**  
 -AT&T CONSTRUCTION FORCES TO LASH AERIAL FIBER CABLE TO EXISTING STRANDS WHERE SHOWN ON PERMIT DRAWINGS.  
 -AT&T CONSTRUCTION FORCES TO PLACE 10"X15" HANDHOLES AND BURIED FIBER CABLE & 1.25" INNERDUCT BY MACHINE BORE AT 24" DEPTH WHERE SHOWN ON PERMIT DRAWINGS.

SYMBOL LEGEND		
Proposed	Existing	Description
		AERIAL CABLE
		BURIED CABLE
		BUR JOINT-TRENCH
		BST POLE
		POWER POLE
		ANCHOR & GUY
		PUSH BRACE
		ENCLOSURE
		ENCLOSURE
		MANHOLE
		PIPE/CONDUIT
		CABLE MARKER
		AERIAL SVC WIRE
		BURIED SVC WIRE
		JOINT-TRENCH SVC
	N/A	BORE
	N/A	CUT PAVEMENT
	N/A	SPLICING PIT
<b>200' @ (24")</b>	N/A	TRENCH LENGTH@DEPTH



**CALL BEFORE YOU DIG**

**DIAL 811**

TWO FULL BUS. DAYS BEFORE YOU DIG

IT IS THE CONTRACTOR'S RESPONSIBILITY TO CONTACT UTILITY COMPANIES PRIOR TO ANY CONSTRUCTION AS THE LOCATION OF UTILITIES SHOWN ON THIS PLAN ARE APPROXIMATE AND POSSIBLY INCOMPLETE. THEREFORE CERTIFICATION TO THE LOCATION OF ALL UNDERGROUND UTILITIES IS WITHHELD.

**GENERAL NOTE:**  
 RIGHT OF WAY MEASUREMENTS ARE SHOWN APPROXIMATE AND SHOULD BE FIELD VERIFIED PRIOR TO CONSTRUCTION

TRAFFIC CONTROL TO BE HANDLED IN ACCORDANCE WITH THE LATEST APPROVED EDITION OF MUTCD

**ATTSE**

PROPOSED TELEPHONE FACILITIES ON RIGHT OF WAY OF PUTNAM COUNTY

SOUTH LEISURE LN SE

---

Exchange: 706485

---

Designer: Liebert, Mike

---

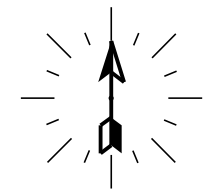
Phone: 678-276-5660

---

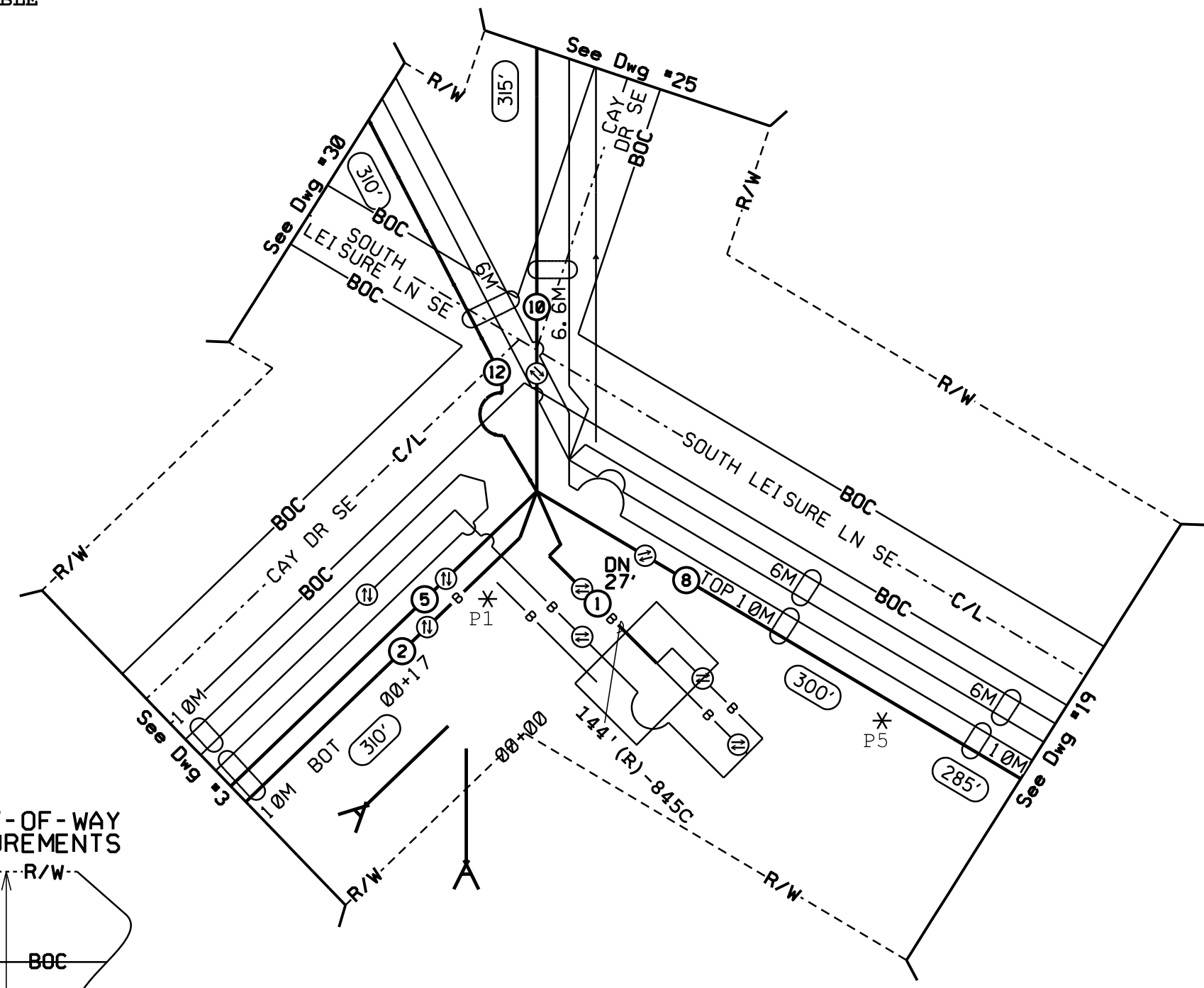
Authorization: 9RL6109IN

---

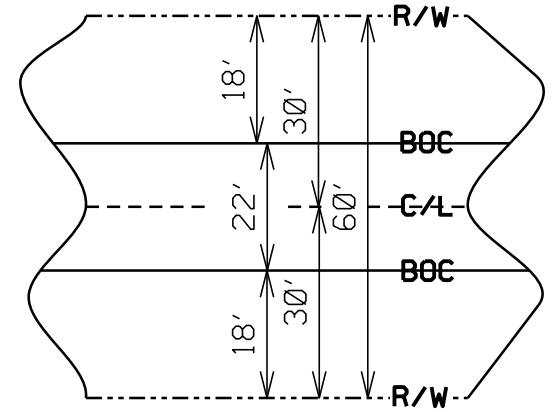
Dwg. 1 of 37



- ① PROPSOED BURIED CABLE
- ② PROPSOED AERIAL CABLE
- ⑤ PROPOSED AERIAL CABLE
- ⑧ PROPOSED AERIAL CABLE
- ⑩ PROPOSED AERIAL CABLE
- ⑫ PROPOSED AERIAL CABLE



TYPICAL RIGHT-OF-WAY PROFILE MEASUREMENTS



R/W = 60'  
 STREETS = 24' BOC TO BOC  
 AERIAL FIBER PLACEMENT =  
 LASHED TO EXISTING CABLES  
 BURIED FIBER PLACEMENT =  
 THROUGH EXST. INNERDUCTS.

**CALL BEFORE YOU DIG**

**DIAL 811**

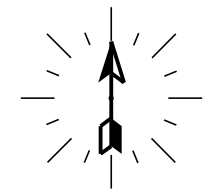
TWO FULL BUS. DAYS BEFORE YOU DIG

IT IS THE CONTRACTORS RESPONSIBILITY TO CONTACT UTILITY COMPANIES PRIOR TO ANY CONSTRUCTION AS THE LOCATION OF UTILITIES SHOWN ON THIS PLAN ARE APPROXIMATE AND POSSIBLY INCOMPLETE. THEREFORE CERTIFICATION TO THE LOCATION OF ALL UNDERGROUND UTILITIES IS WITHHELD.

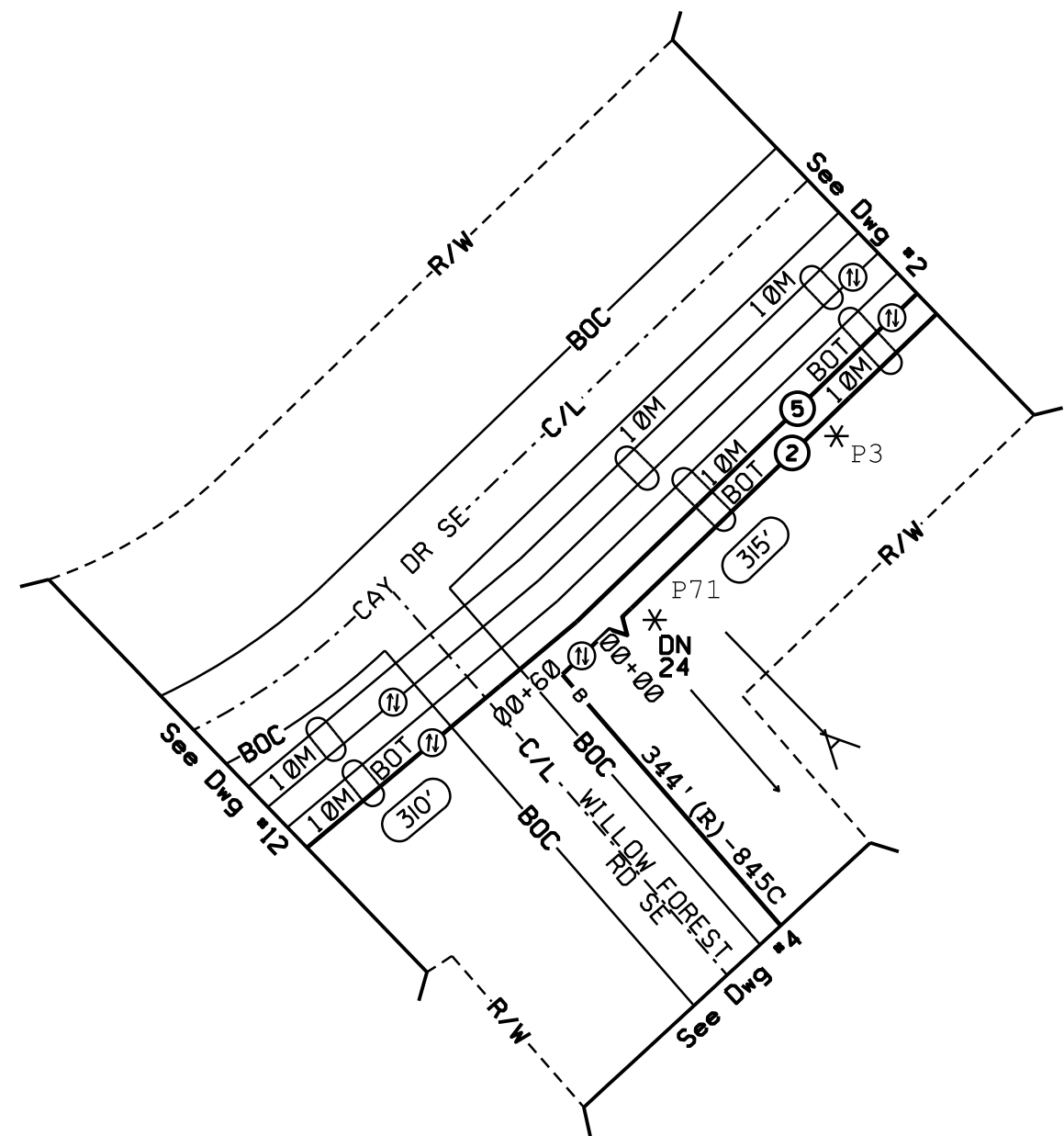
**GENERAL NOTE:**  
 RIGHT OF WAY MEASUREMENTS  
 ARE SHOWN APPROXIMATE AND  
 SHOULD BE FIELD VERIFIED  
 PRIOR TO CONSTRUCTION

TRAFFIC CONTROL TO BE HANDLED  
 IN ACCORDANCE WITH THE LATEST  
 APPROVED EDITION OF MUTCD

<h1>ATTSE</h1>	
PROPOSED TELEPHONE FACILITIES ON RIGHT OF WAY OF PUTNAM COUNTY	
SOUTH LEISURE LN SE	
Exchange:	706485
Designer:	Liebert, Mike
Phone:	678-276-5660
Authorization:	9RL6109IN
Dwg.	2 of 37



- ② PROPOSED AERIAL TO BURIED CABLE
- ⑤ PROPOSED AERIAL CABLE



**CALL BEFORE YOU DIG**

**DIAL 811**

TWO FULL BUS. DAYS BEFORE YOU DIG

IT IS THE CONTRACTORS RESPONSIBILITY TO CONTACT UTILITY COMPANIES PRIOR TO ANY CONSTRUCTION AS THE LOCATION OF UTILITIES SHOWN ON THIS PLAT ARE APPROXIMATE AND POSSIBLY INCOMPLETE. THEREFORE CERTIFICATION TO THE LOCATION OF ALL UNDERGROUND UTILITIES IS WITHHELD.

**GENERAL NOTE:**  
RIGHT OF WAY MEASUREMENTS ARE SHOWN APPROXIMATE AND SHOULD BE FIELD VERIFIED PRIOR TO CONSTRUCTION

TRAFFIC CONTROL TO BE HANDLED IN ACCORDANCE WITH THE LATEST APPROVED EDITION OF MUTCD

**ATTSE**

PROPOSED TELEPHONE FACILITIES  
ON RIGHT OF WAY OF  
PUTNAM COUNTY

SOUTH LEISURE LN SE

Exchange: 706485

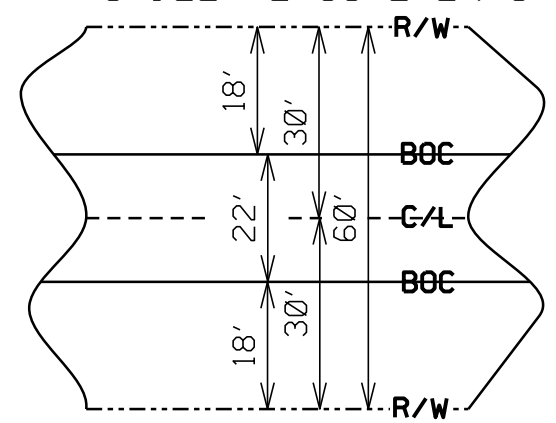
Designer: Liebert, Mike

Phone: 678-276-5660

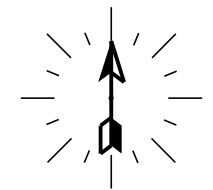
Authorization: 9RL6109IN

Dwg. 3 of 37

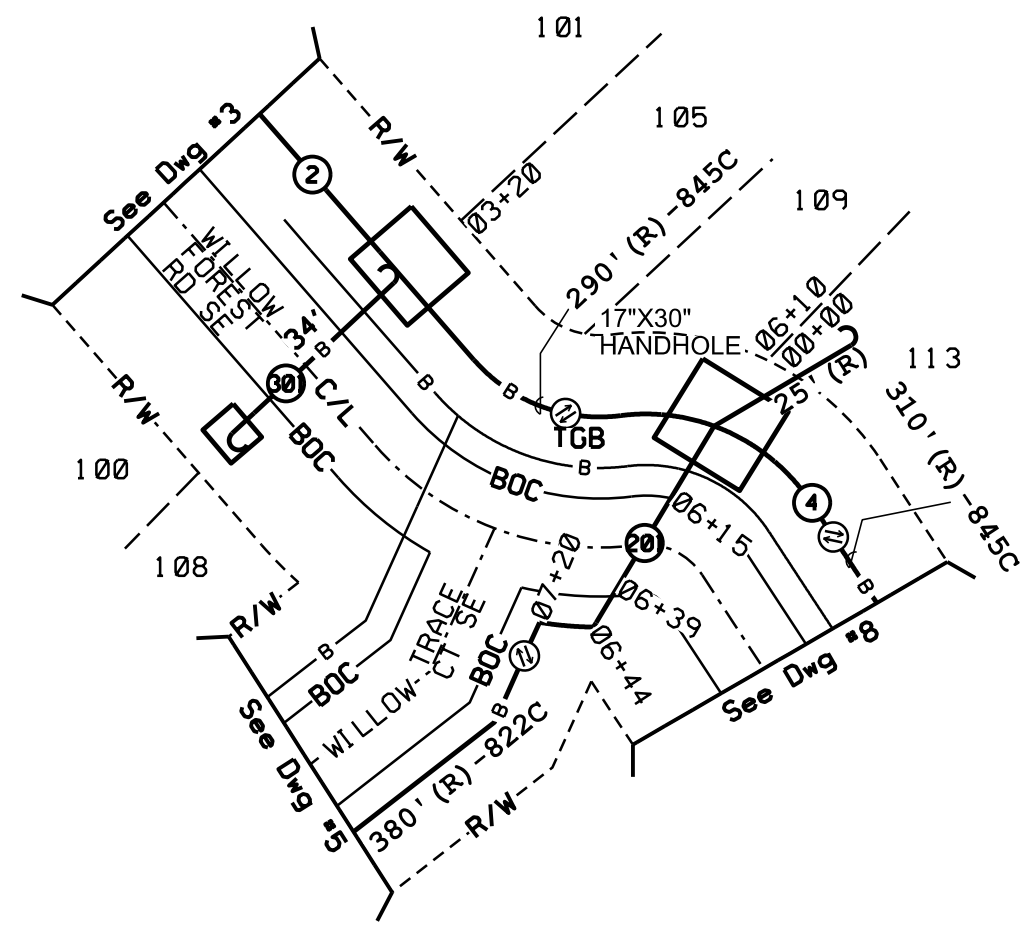
**TYPICAL RIGHT-OF-WAY PROFILE MEASUREMENTS**



R/W = 60'  
STREETS = 24' BOC TO BOC  
AERIAL FIBER PLACEMENT = LASHED TO EXISTING CABLES  
BURIED FIBER PLACEMENT = 5' FROM BOC @ 24" DEPTH



- ② PROPOSED BURIED CABLE
- ④ PROPOSED BURIED CABLE
- ⑫ PROPOSED BURIED CABLE
- ⑳ PROPOSED BURIED CONDUIT



**CALL BEFORE YOU DIG**

**DIAL 811**

TWO FULL BUS. DAYS BEFORE YOU DIG

IT IS THE CONTRACTOR'S RESPONSIBILITY TO CONTACT UTILITY COMPANIES PRIOR TO ANY CONSTRUCTION AS THE LOCATION OF UTILITIES SHOWN ON THIS PLAN ARE APPROXIMATE AND POSSIBLY INCOMPLETE. THEREFORE CERTIFICATION TO THE LOCATION OF ALL UNDERGROUND UTILITIES IS WITHHELD.

**GENERAL NOTE:**  
RIGHT OF WAY MEASUREMENTS ARE SHOWN APPROXIMATE AND SHOULD BE FIELD VERIFIED PRIOR TO CONSTRUCTION

TRAFFIC CONTROL TO BE HANDLED IN ACCORDANCE WITH THE LATEST APPROVED EDITION OF MUTCD

**ATTSE**

PROPOSED TELEPHONE FACILITIES  
ON RIGHT OF WAY OF  
PUTNAM COUNTY

SOUTH LEISURE LN SE

Exchange: 706485

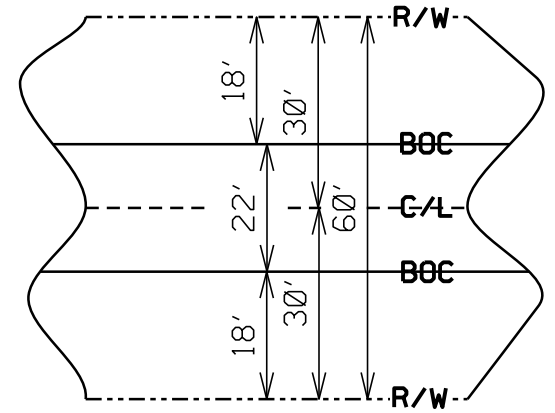
Designer: Liebert, Mike

Phone: 678-276-5660

Authorization: 9RL6109IN

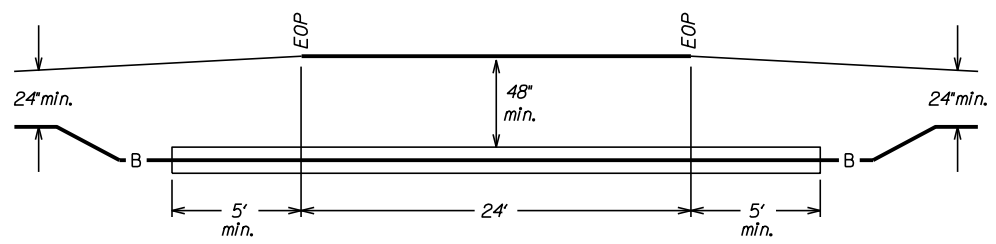
Dwg. 4 of 37

**TYPICAL RIGHT-OF-WAY PROFILE MEASUREMENTS**

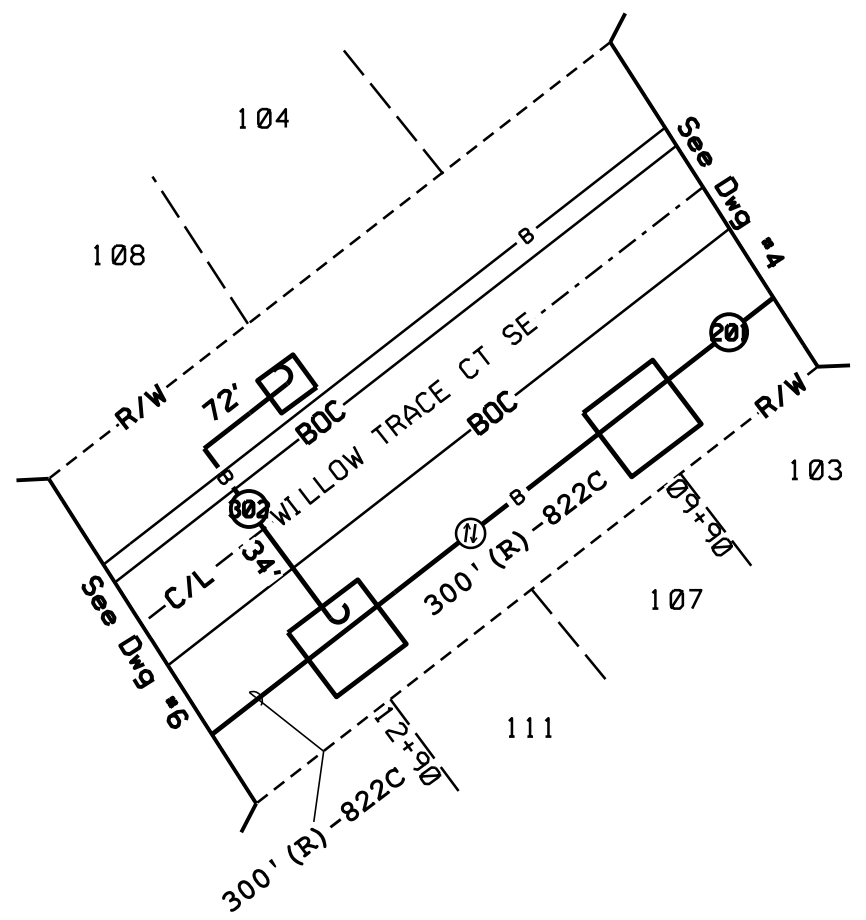



R/W = 60'  
STREETS = 24' BOC TO BOC  
BURIED FIBER PLACEMENT =  
5' FROM BOC @ 24" DEPTH

*Bore Detail - NO Drainage Ditch Involved*



- 20 PROPOSED AERIAL CABLE
- 802 PROPOSED BURIED CONDUIT



**CALL BEFORE YOU DIG**

**DIAL 811**

TWO FULL BUS. DAYS BEFORE YOU DIG

IT IS THE CONTRACTOR'S RESPONSIBILITY TO CONTACT UTILITY COMPANIES PRIOR TO ANY CONSTRUCTION AS THE LOCATION OF UTILITIES SHOWN ON THIS PLAN ARE APPROXIMATE AND POSSIBLY INCOMPLETE. THEREFORE CERTIFICATION TO THE LOCATION OF ALL UNDERGROUND UTILITIES IS WITHHELD.

**GENERAL NOTE:**  
RIGHT OF WAY MEASUREMENTS ARE SHOWN APPROXIMATE AND SHOULD BE FIELD VERIFIED PRIOR TO CONSTRUCTION

TRAFFIC CONTROL TO BE HANDLED IN ACCORDANCE WITH THE LATEST APPROVED EDITION OF MUTCD

**ATTSE**

PROPOSED TELEPHONE FACILITIES ON RIGHT OF WAY OF PUTNAM COUNTY

SOUTH LEISURE LN SE

Exchange: 706485

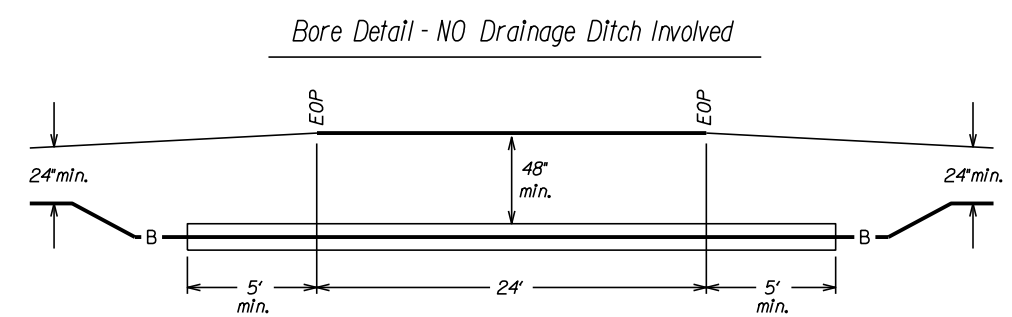
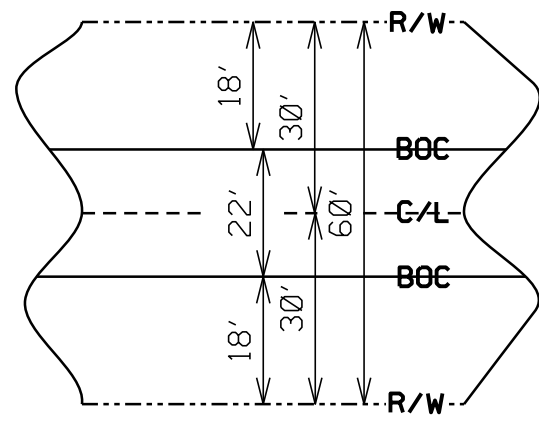
Designer: Liebert, Mike

Phone: 678-276-5660

Authorization: 9RL6109IN

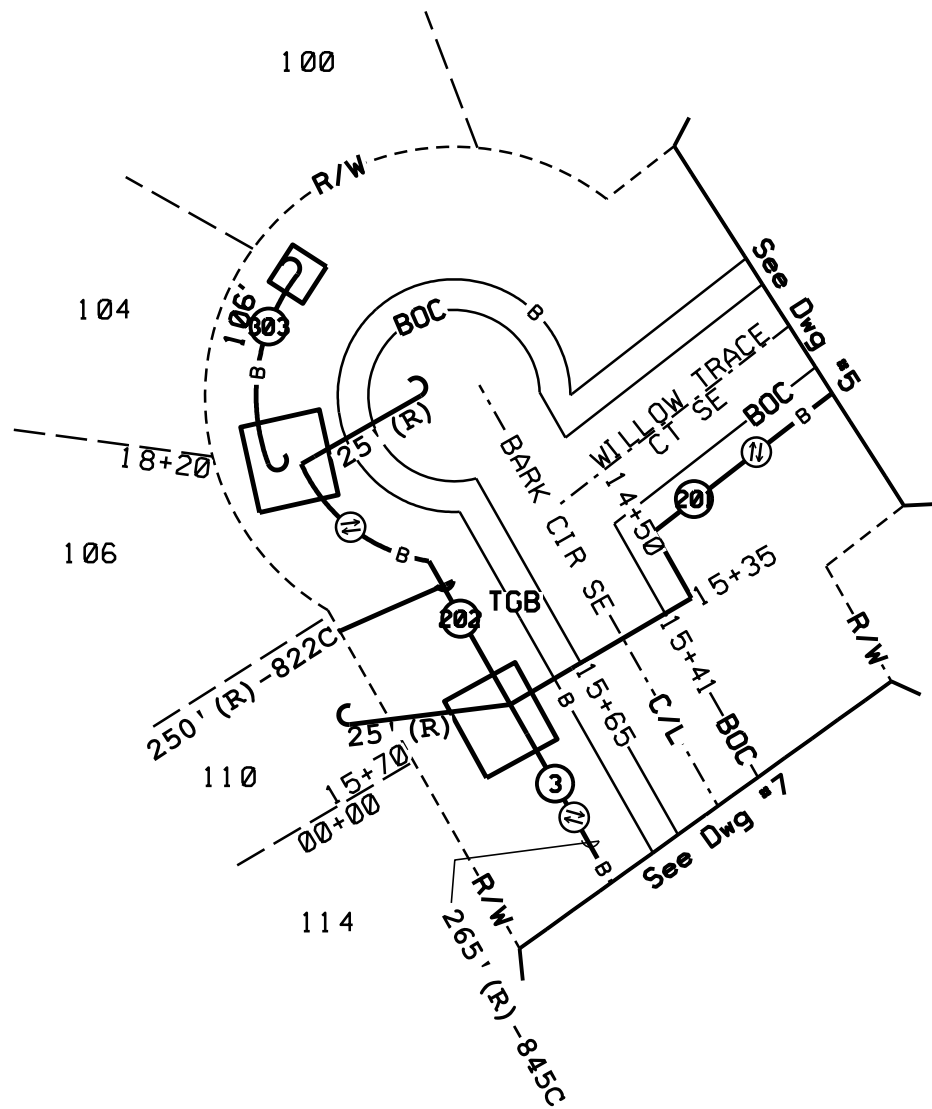

Dwg. 5 of 37

**TYPICAL RIGHT-OF-WAY PROFILE MEASUREMENTS**

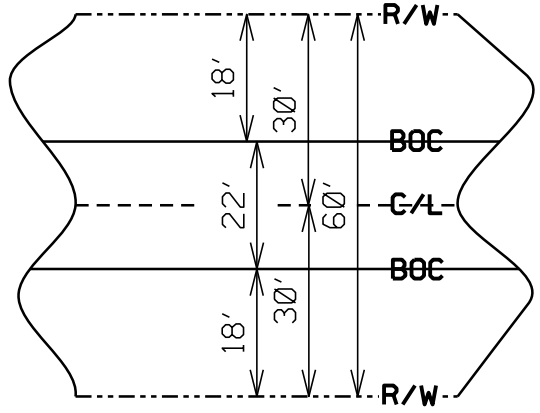


R/W = 60'  
STREETS = 24' BOC TO BOC  
BURIED FIBER PLACEMENT = 5' FROM BOC @ 24" DEPTH

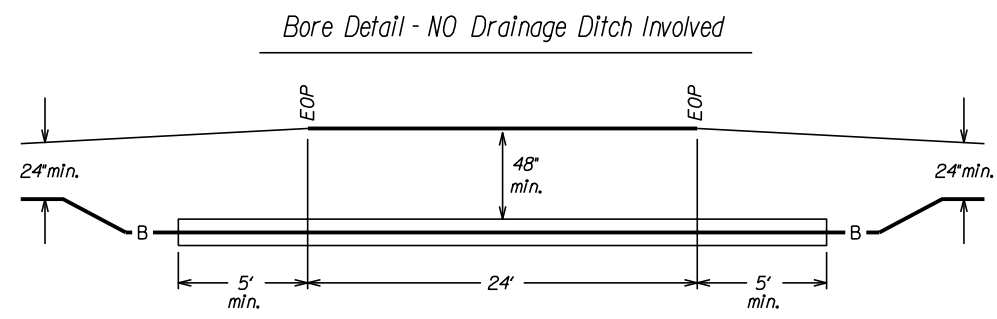
- ③ PROPOSED BURIED CABLE
- ②① PROPOSED BURIED CABLE
- ②② PROPOSED BURIED CABLE
- ②③ PROPOSED BURIED CONDUIT



TYPICAL RIGHT-OF-WAY PROFILE MEASUREMENTS



R/W = 60'  
 STREETS = 24' BOC TO BOC  
 BURIED FIBER PLACEMENT =  
 5' FROM BOC @ 24" DEPTH



**CALL BEFORE YOU DIG**

**DIAL 811**

TWO FULL BUS. DAYS BEFORE YOU DIG

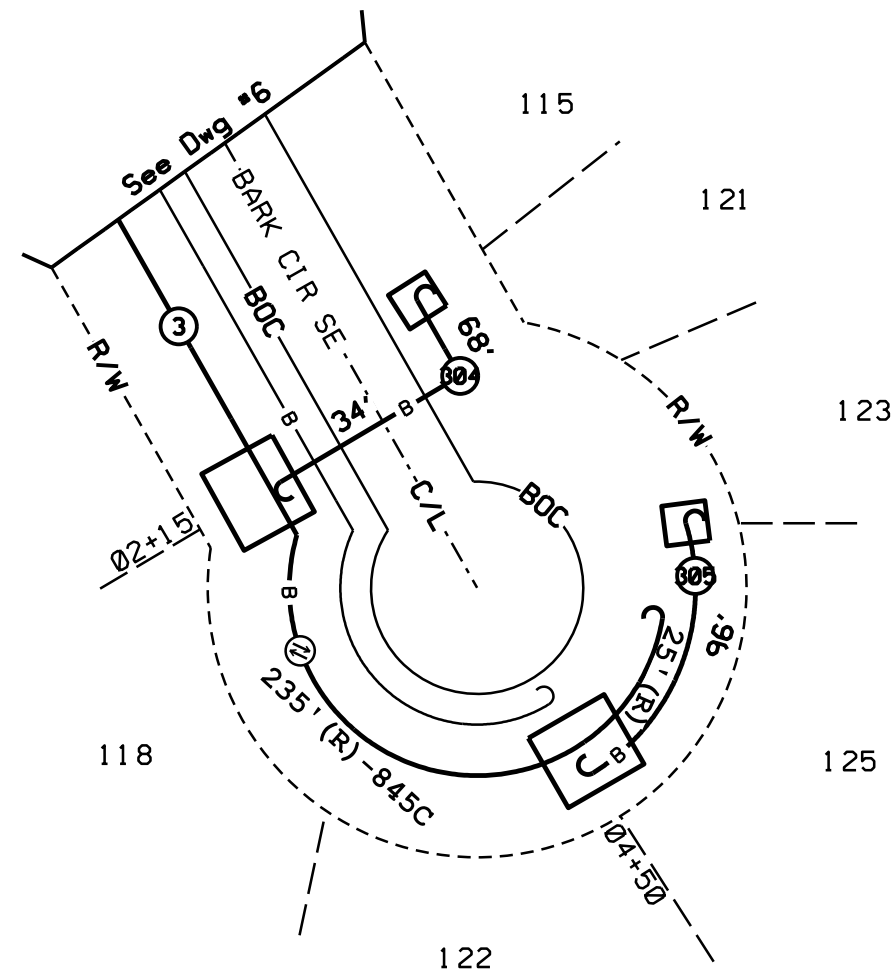

IT IS THE CONTRACTORS RESPONSIBILITY TO CONTACT UTILITY COMPANIES PRIOR TO ANY CONSTRUCTION AS THE LOCATION OF UTILITIES SHOWN ON THIS PLAN ARE APPROXIMATE AND POSSIBLY INCOMPLETE. THEREFORE CERTIFICATION TO THE LOCATION OF ALL UNDERGROUND UTILITIES IS WITHHELD.

GENERAL NOTE:  
 RIGHT OF WAY MEASUREMENTS  
 ARE SHOWN APPROXIMATE AND  
 SHOULD BE FIELD VERIFIED  
 PRIOR TO CONSTRUCTION

TRAFFIC CONTROL TO BE HANDLED  
 IN ACCORDANCE WITH THE LATEST  
 APPROVED EDITION OF MUTCD

<b>ATTSE</b>
PROPOSED TELEPHONE FACILITIES ON RIGHT OF WAY OF PUTNAM COUNTY
SOUTH LEISURE LN SE
Exchange: 706485
Designer: Liebert, Mike
Phone: 678-276-5660
Authorization: 9RL6109IN
Dwg. 6 of 37

- ③ PROPOSED BURIED CABLE
- ⑧④ PROPOSED BURIED CONDUIT
- ⑧⑤ PROPOSED BURIED CONDUIT



**CALL BEFORE YOU DIG**

**DIAL 811**

TWO FULL BUS. DAYS BEFORE YOU DIG

IT IS THE CONTRACTORS RESPONSIBILITY TO CONTACT UTILITY COMPANIES PRIOR TO ANY CONSTRUCTION AS THE LOCATION OF UTILITIES SHOWN ON THIS PLAN ARE APPROXIMATE AND POSSIBLY INCOMPLETE. THEREFORE CERTIFICATION TO THE LOCATION OF ALL UNDERGROUND UTILITIES IS WITHHELD.

**GENERAL NOTE:**  
RIGHT OF WAY MEASUREMENTS ARE SHOWN APPROXIMATE AND SHOULD BE FIELD VERIFIED PRIOR TO CONSTRUCTION

TRAFFIC CONTROL TO BE HANDLED IN ACCORDANCE WITH THE LATEST APPROVED EDITION OF MUTCD

**ATTSE**

PROPOSED TELEPHONE FACILITIES ON RIGHT OF WAY OF PUTNAM COUNTY

SOUTH LEISURE LN SE

Exchange: 706485

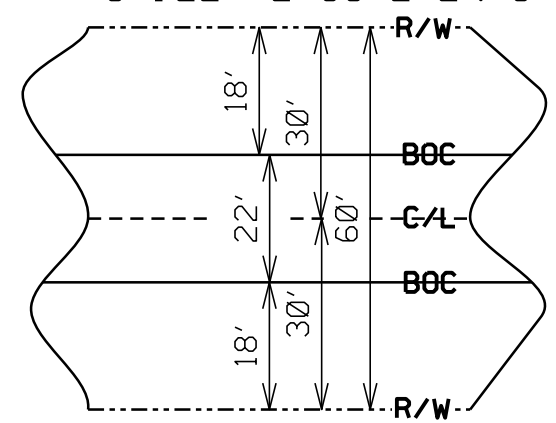
Designer: Liebert, Mike

Phone: 678-276-5660

Authorization: 9RL6109IN

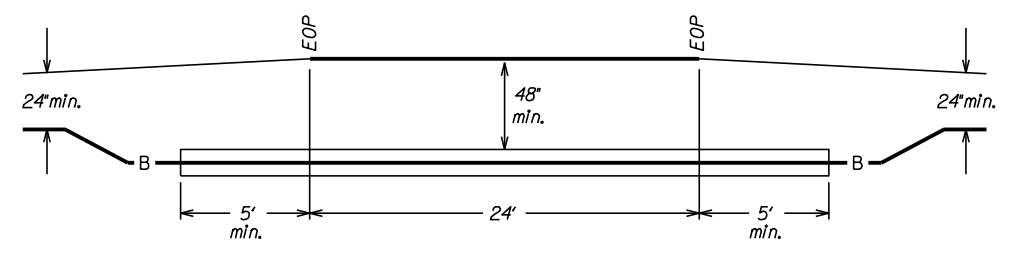
Dwg. 7 of 37

**TYPICAL RIGHT-OF-WAY PROFILE MEASUREMENTS**



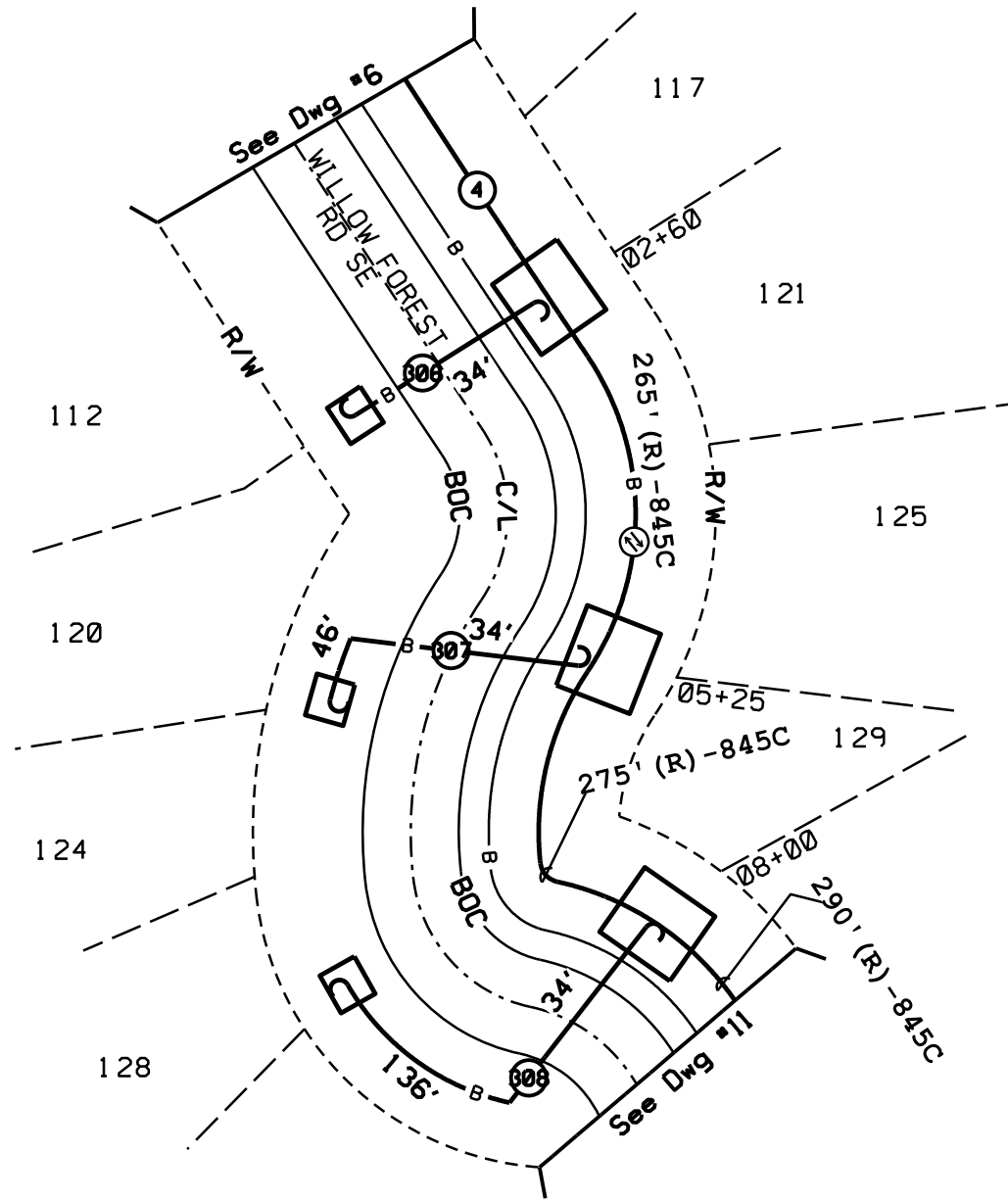

R/W = 60'  
STREETS = 24' BOC TO BOC  
BURIED FIBER PLACEMENT = 5' FROM BOC @ 24" DEPTH

*Bore Detail - NO Drainage Ditch Involved*





- ④ PROPOSED BURIED CABLE
- ②⑥ PROPOSED BURIED CONDUIT
- ②⑦ PROPOSED BURIED CONDUIT
- ②⑧ PROPOSED BURIED CONDUIT



**CALL BEFORE YOU DIG**



DIAL  
811

TWO FULL BUS. DAYS BEFORE YOU DIG

IT IS THE CONTRACTOR'S RESPONSIBILITY TO CONTACT UTILITY COMPANIES PRIOR TO ANY CONSTRUCTION AS THE LOCATION OF UTILITIES SHOWN ON THIS PLAN ARE APPROXIMATE AND POSSIBLY INCOMPLETE. THEREFORE CERTIFICATION TO THE LOCATION OF ALL UNDERGROUND UTILITIES IS WITHHELD.

**GENERAL NOTE:**  
RIGHT OF WAY MEASUREMENTS ARE SHOWN APPROXIMATE AND SHOULD BE FIELD VERIFIED PRIOR TO CONSTRUCTION

TRAFFIC CONTROL TO BE HANDLED IN ACCORDANCE WITH THE LATEST APPROVED EDITION OF MUTCD

ATTSE

PROPOSED TELEPHONE FACILITIES  
ON RIGHT OF WAY OF  
PUTNAM COUNTY

SOUTH LEISURE LN SE

Exchange: 706485

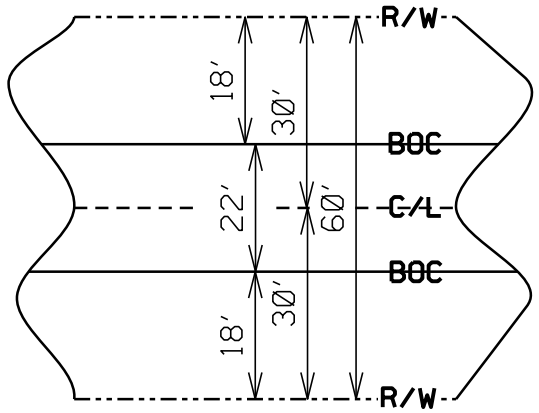
Designer: Liebert, Mike

Phone: 678-276-5660

Authorization: 9RL6109IN

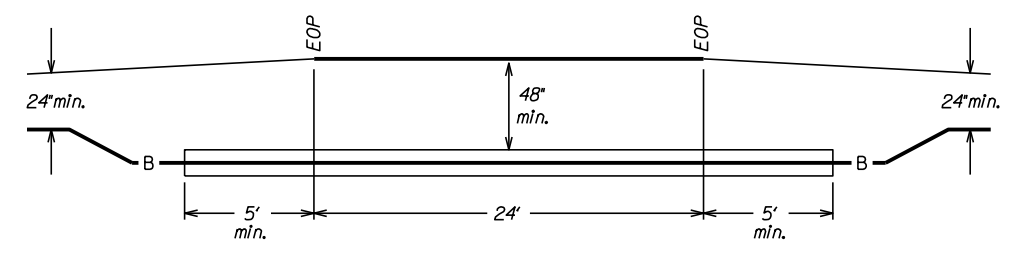
Dwg. 8 of 37

**TYPICAL RIGHT-OF-WAY PROFILE MEASUREMENTS**

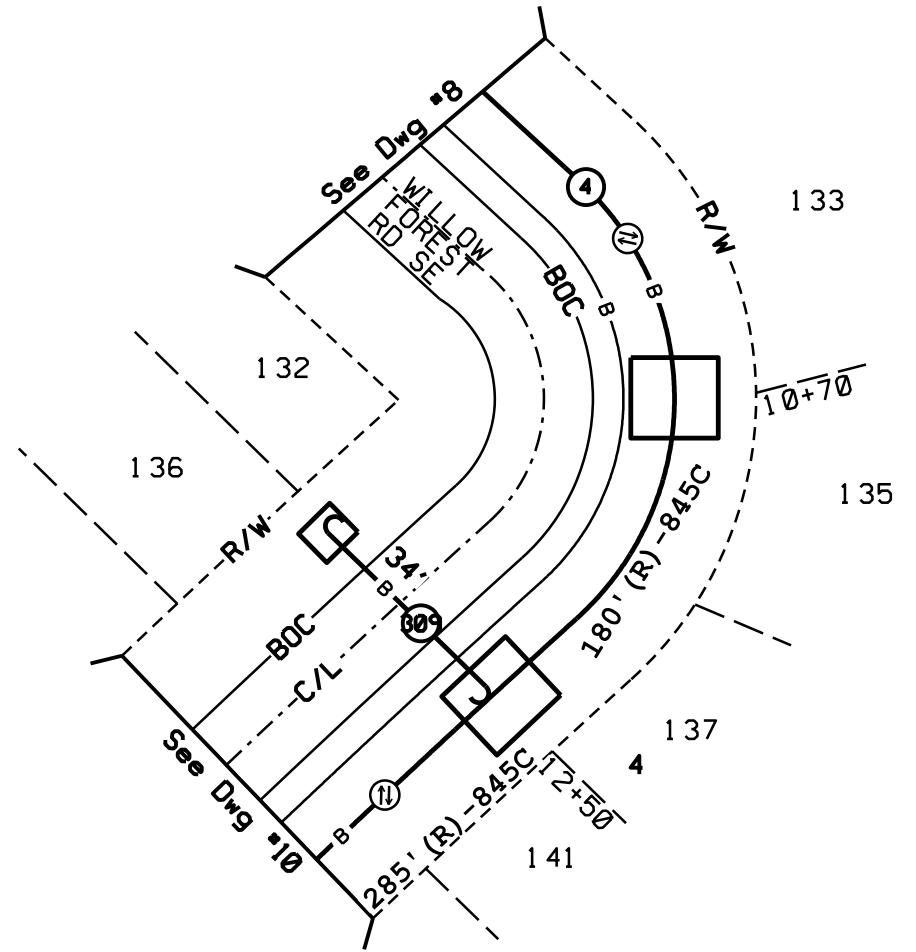



R/W = 60'  
STREETS = 24' BOC TO BOC  
BURIED FIBER PLACEMENT =  
5' FROM BOC @ 24" DEPTH

*Bore Detail - NO Drainage Ditch Involved*



- ④ PROPOSED BURIED CABLE
- ⑧ PROPOSED BURIED CONDUIT



**CALL BEFORE YOU DIG**

**DIAL 811**

TWO FULL BUS. DAYS BEFORE YOU DIG

IT IS THE CONTRACTOR'S RESPONSIBILITY TO CONTACT UTILITY COMPANIES PRIOR TO ANY CONSTRUCTION AS THE LOCATION OF UTILITIES SHOWN ON THIS PLAN ARE APPROXIMATE AND POSSIBLY INCOMPLETE. THEREFORE CERTIFICATION TO THE LOCATION OF ALL UNDERGROUND UTILITIES IS WITHHELD.

**GENERAL NOTE:**  
RIGHT OF WAY MEASUREMENTS ARE SHOWN APPROXIMATE AND SHOULD BE FIELD VERIFIED PRIOR TO CONSTRUCTION

TRAFFIC CONTROL TO BE HANDLED IN ACCORDANCE WITH THE LATEST APPROVED EDITION OF MUTCD

**ATTSE**

PROPOSED TELEPHONE FACILITIES ON RIGHT OF WAY OF PUTNAM COUNTY

SOUTH LEISURE LN SE

Exchange: 706485

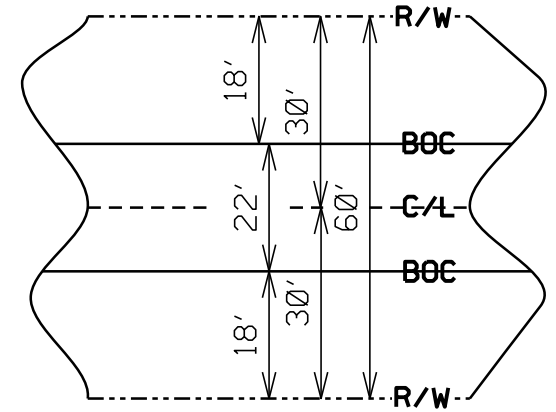
Designer: Liebert, Mike

Phone: 678-276-5660

Authorization: 9RL6109IN

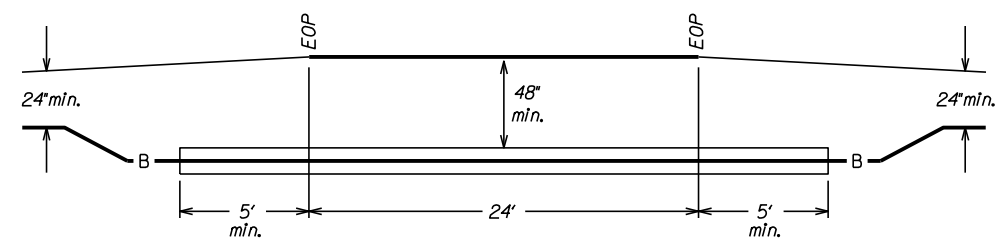
Dwg. 9 of 37

**TYPICAL RIGHT-OF-WAY PROFILE MEASUREMENTS**

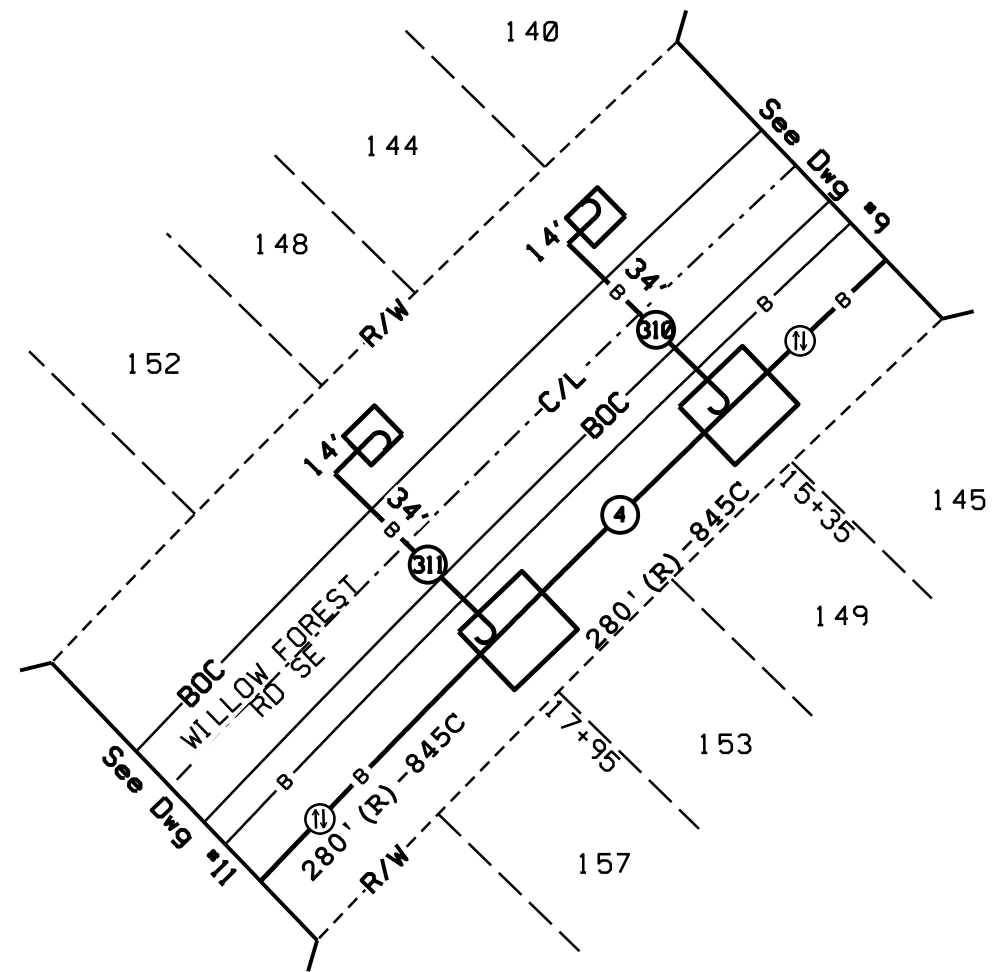
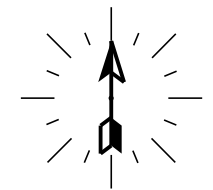


R/W = 60'  
STREETS = 24' BOC TO BOC  
BURIED FIBER PLACEMENT = 5' FROM BOC @ 24" DEPTH

*Bore Detail - NO Drainage Ditch Involved*



- ④ PROPOSED BURIED CABLE
- ③⑩ PROPOSED BURIED CONDUIT
- ③⑪ PROPOSED BURIED CONDUIT



**CALL BEFORE YOU DIG**

**DIAL 811**

TWO FULL BUS. DAYS BEFORE YOU DIG

IT IS THE CONTRACTORS RESPONSIBILITY TO CONTACT UTILITY COMPANIES PRIOR TO ANY CONSTRUCTION AS THE LOCATION OF UTILITIES SHOWN ON THIS PLAN ARE APPROXIMATE AND POSSIBLY INCOMPLETE. THEREFORE CERTIFICATION TO THE LOCATION OF ALL UNDERGROUND UTILITIES IS WITHHELD.

**GENERAL NOTE:**  
RIGHT OF WAY MEASUREMENTS ARE SHOWN APPROXIMATE AND SHOULD BE FIELD VERIFIED PRIOR TO CONSTRUCTION

TRAFFIC CONTROL TO BE HANDLED IN ACCORDANCE WITH THE LATEST APPROVED EDITION OF MUTCD

**ATTSE**

PROPOSED TELEPHONE FACILITIES ON RIGHT OF WAY OF PUTNAM COUNTY

SOUTH LEISURE LN SE

Exchange: 706485

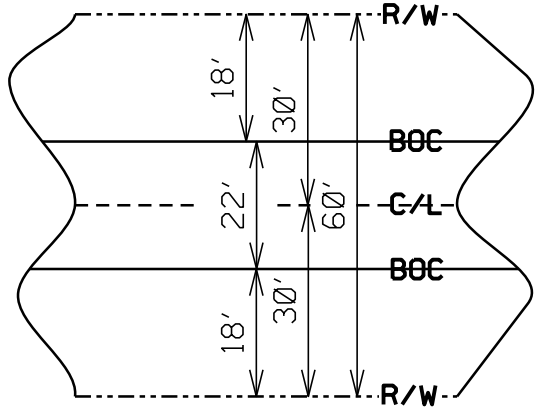
Designer: Liebert, Mike

Phone: 678-276-5660

Authorization: 9RL6109IN

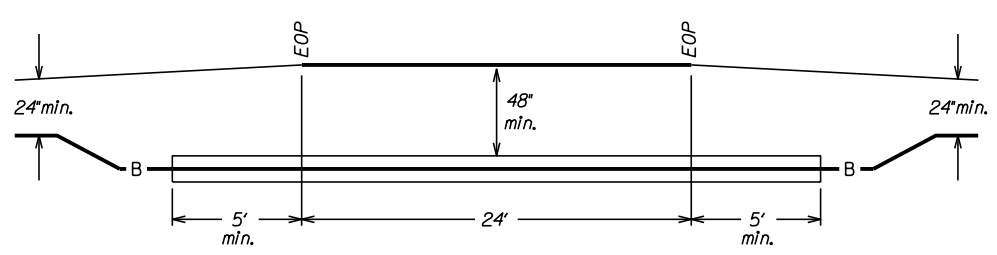
Dwg. 10 of 37

**TYPICAL RIGHT-OF-WAY PROFILE MEASUREMENTS**

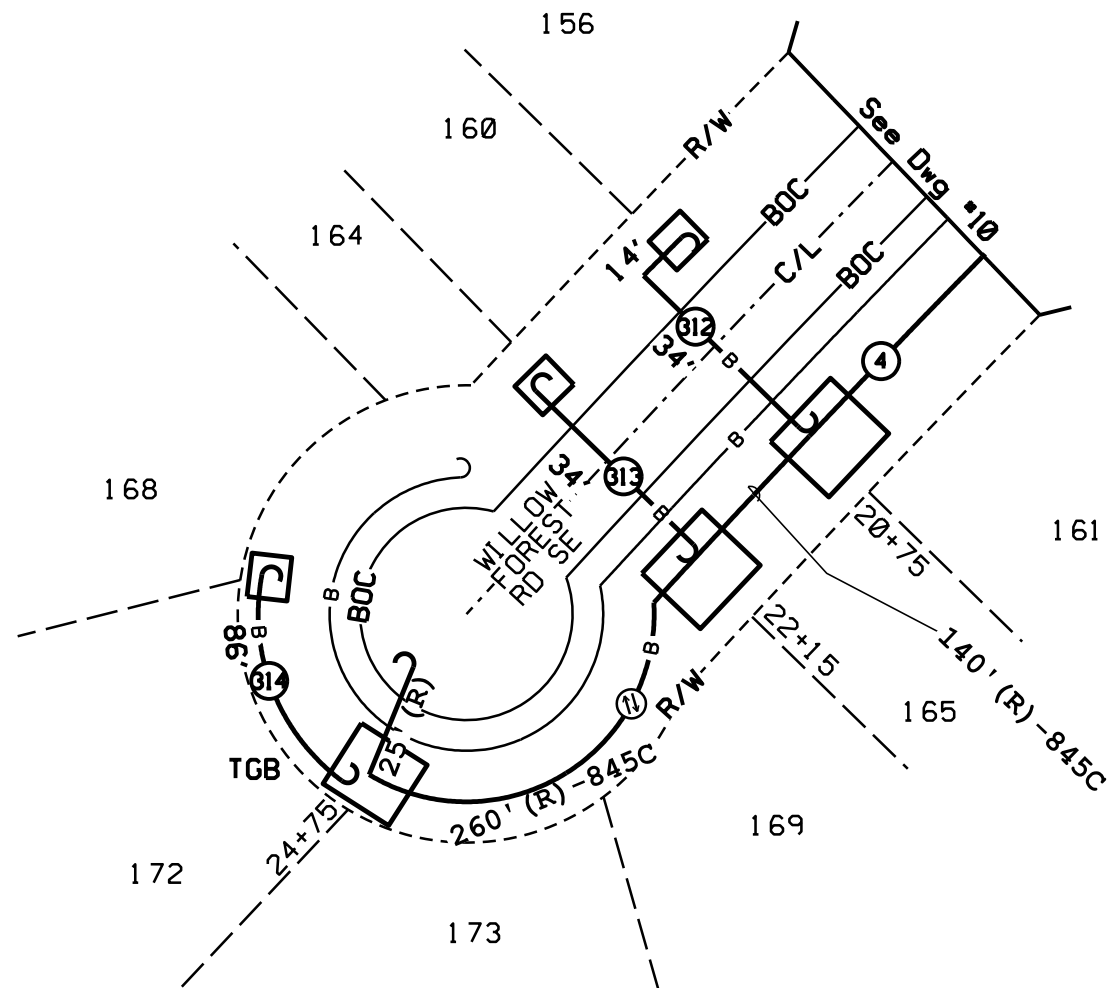



R/W = 60'  
STREETS = 24' BOC TO BOC  
BURIED FIBER PLACEMENT = 5' FROM BOC @ 24" DEPTH

*Bore Detail - NO Drainage Ditch Involved*



- ④ PROPOSED BURIED CABLE
- ③12 PROPOSED BURIED CONDUIT
- ③13 PROPOSED BURIED CONDUIT
- ③14 PROPOSED BURIED CONDUIT



**CALL BEFORE YOU DIG**



DIAL  
811

TWO FULL BUS. DAYS BEFORE YOU DIG

IT IS THE CONTRACTOR'S RESPONSIBILITY TO CONTACT UTILITY COMPANIES PRIOR TO ANY CONSTRUCTION AS THE LOCATION OF UTILITIES SHOWN ON THIS PLAN ARE APPROXIMATE AND POSSIBLY INCOMPLETE. THEREFORE CERTIFICATION TO THE LOCATION OF ALL UNDERGROUND UTILITIES IS WITHHELD.

**GENERAL NOTE:**  
RIGHT OF WAY MEASUREMENTS ARE SHOWN APPROXIMATE AND SHOULD BE FIELD VERIFIED PRIOR TO CONSTRUCTION

TRAFFIC CONTROL TO BE HANDLED IN ACCORDANCE WITH THE LATEST APPROVED EDITION OF MUTCD

ATTSE

PROPOSED TELEPHONE FACILITIES  
ON RIGHT OF WAY OF  
PUTNAM COUNTY

SOUTH LEISURE LN SE

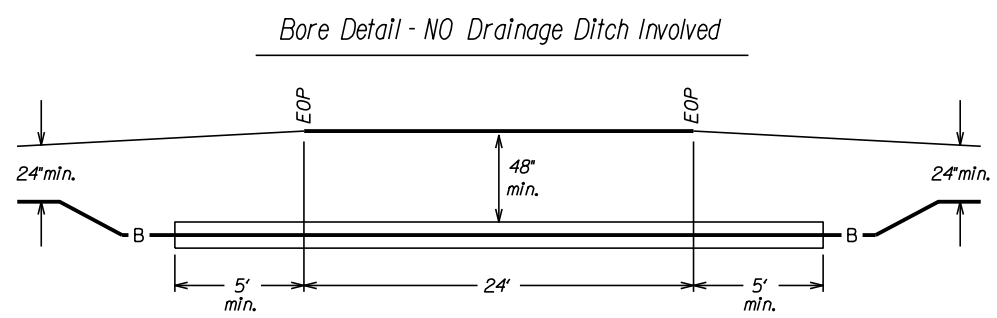
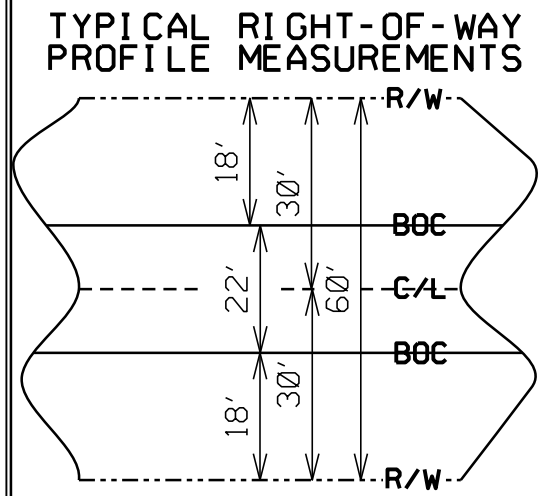
Exchange: 706485

Designer: Liebert, Mike

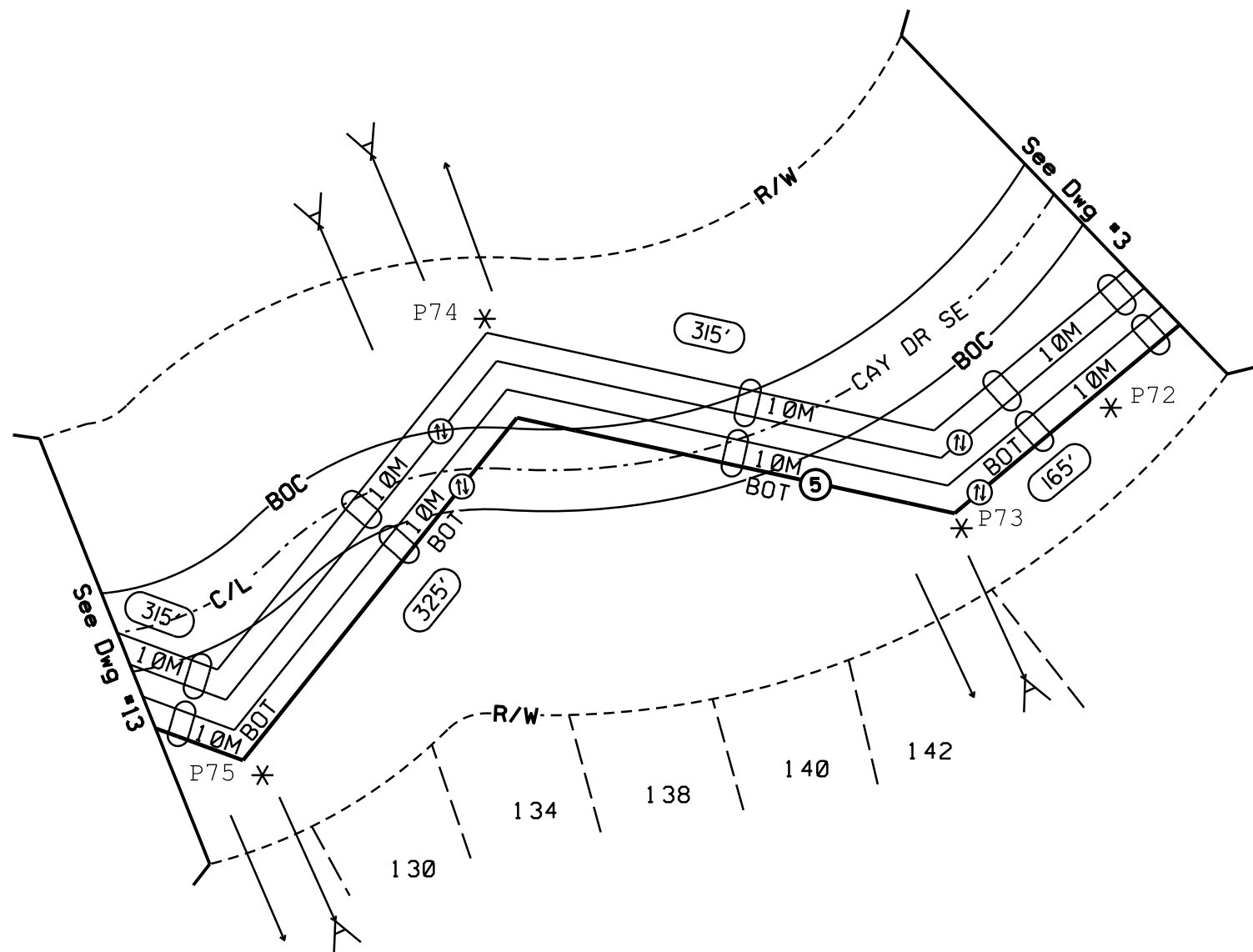
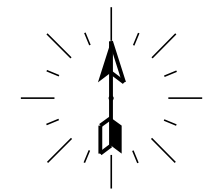
Phone: 678-276-5660

Authorization: 9RL6109IN

Dwg. 11 of 37



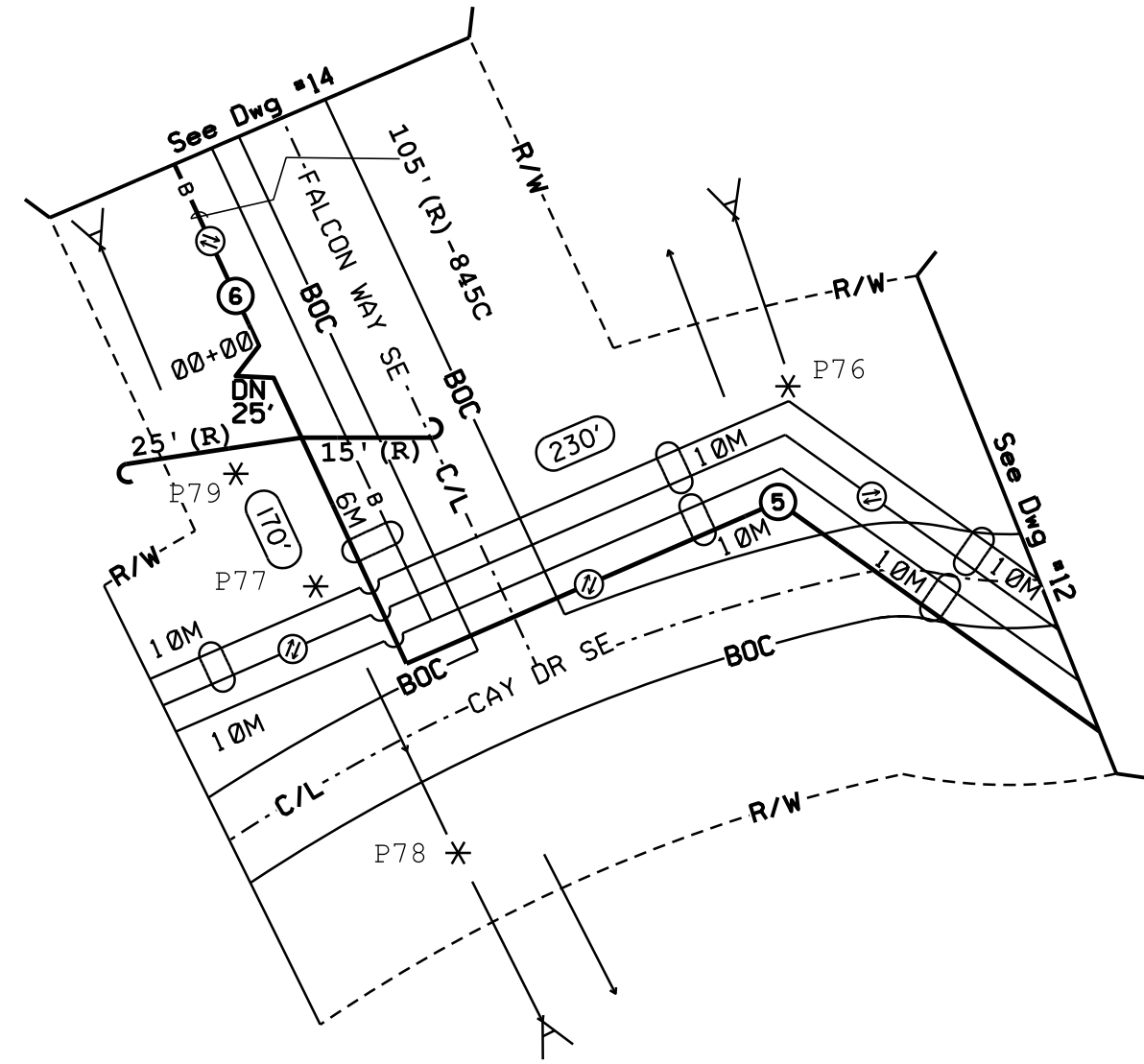
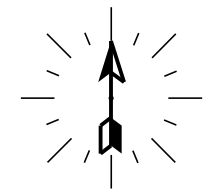
**R/W = 60'**  
**STREETS = 24' BOC TO BOC**  
**BURIED FIBER PLACEMENT =**  
**5' FROM BOC @ 24" DEPTH**



R/W = 60'  
 STREETS = 24' BOC TO BOC  
 AERIAL FIBER PLACEMENT =  
 LASHED TO EXISTING CABLES

<h1>ATTSE</h1>	
PROPOSED TELEPHONE FACILITIES ON RIGHT OF WAY OF PUTNAM COUNTY	
SOUTH LEISURE LN SE	
Exchange:	706485
Designer:	Liebert, Mike
Phone:	678-276-5660
Authorization:	9RL6109IN
Dwg.	12 of 37

- ⑤ PROPOSED AERIAL CABLE
- ⑥ PROPOSED BURIED CABLE



**CALL BEFORE YOU DIG**

**DIAL 811**

TWO FULL BUS. DAYS BEFORE YOU DIG

IT IS THE CONTRACTOR'S RESPONSIBILITY TO CONTACT UTILITY COMPANIES PRIOR TO ANY CONSTRUCTION AS THE LOCATION OF UTILITIES SHOWN ON THIS PLAN ARE APPROXIMATE AND POSSIBLY INCOMPLETE. THEREFORE CERTIFICATION TO THE LOCATION OF ALL UNDERGROUND UTILITIES IS WITHHELD.

**GENERAL NOTE:**  
RIGHT OF WAY MEASUREMENTS ARE SHOWN APPROXIMATE AND SHOULD BE FIELD VERIFIED PRIOR TO CONSTRUCTION

TRAFFIC CONTROL TO BE HANDLED IN ACCORDANCE WITH THE LATEST APPROVED EDITION OF MUTCD

**ATTSE**

PROPOSED TELEPHONE FACILITIES ON RIGHT OF WAY OF PUTNAM COUNTY

SOUTH LEISURE LN SE

Exchange: 706485

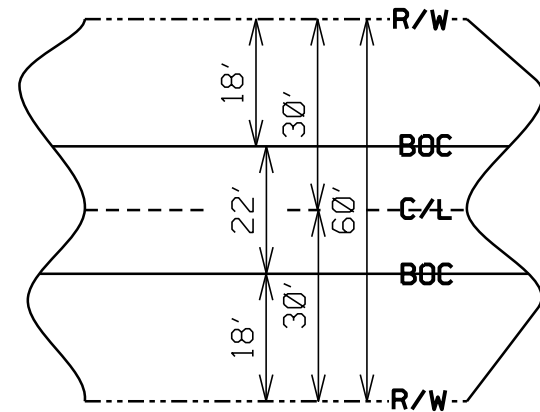
Designer: Liebert, Mike

Phone: 678-276-5660

Authorization: 9RL6109IN

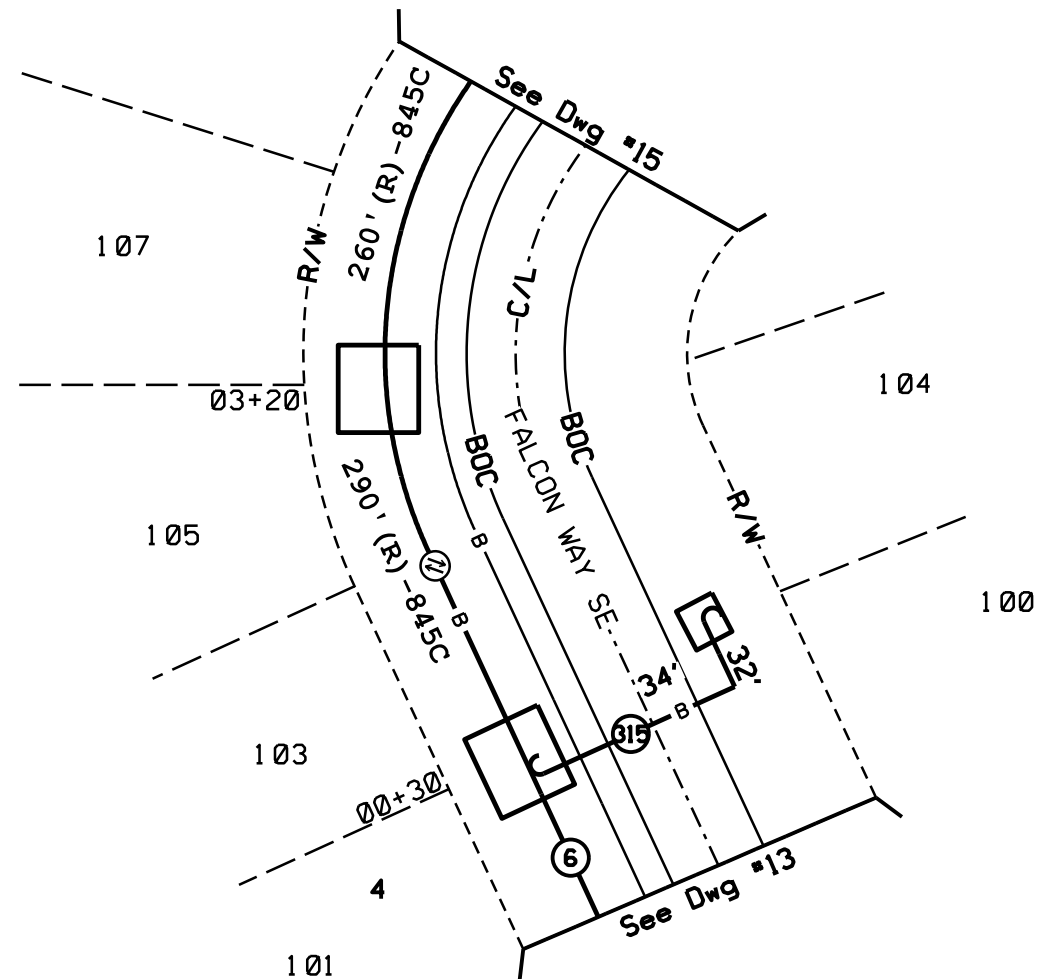

Dwg. 13 of 37

**TYPICAL RIGHT-OF-WAY PROFILE MEASUREMENTS**



R/W = 60'  
STREETS = 24' BOC TO BOC  
AERIAL FIBER PLACEMENT = LASHED TO EXISTING CABLES  
BURIED FIBER PLACEMENT = 5' FROM BOC @ 24" DEPTH

- ⑥ PROPOSED BURIED CABLE
- ③15 PROPOSED BURIED CONDUIT



**CALL BEFORE YOU DIG**

**DIAL 811**

TWO FULL BUS. DAYS BEFORE YOU DIG

IT IS THE CONTRACTOR'S RESPONSIBILITY TO CONTACT UTILITY COMPANIES PRIOR TO ANY CONSTRUCTION AS THE LOCATION OF UTILITIES SHOWN ON THIS PLAN ARE APPROXIMATE AND POSSIBLY INCOMPLETE. THEREFORE CERTIFICATION TO THE LOCATION OF ALL UNDERGROUND UTILITIES IS WITHHELD.

**GENERAL NOTE:**  
RIGHT OF WAY MEASUREMENTS ARE SHOWN APPROXIMATE AND SHOULD BE FIELD VERIFIED PRIOR TO CONSTRUCTION

TRAFFIC CONTROL TO BE HANDLED IN ACCORDANCE WITH THE LATEST APPROVED EDITION OF MUTCD

**ATTSE**

PROPOSED TELEPHONE FACILITIES ON RIGHT OF WAY OF PUTNAM COUNTY

SOUTH LEISURE LN SE

Exchange: 706485

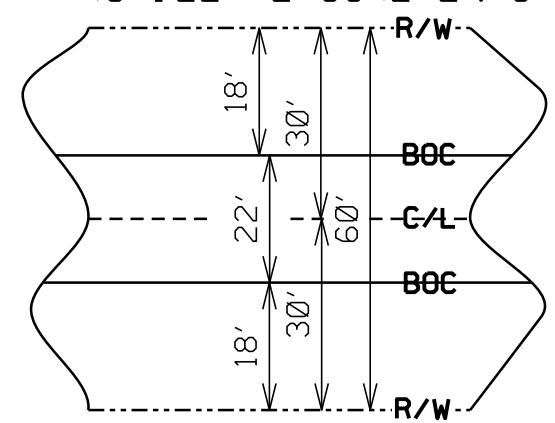
Designer: Liebert, Mike

Phone: 678-276-5660

Authorization: 9RL6109IN

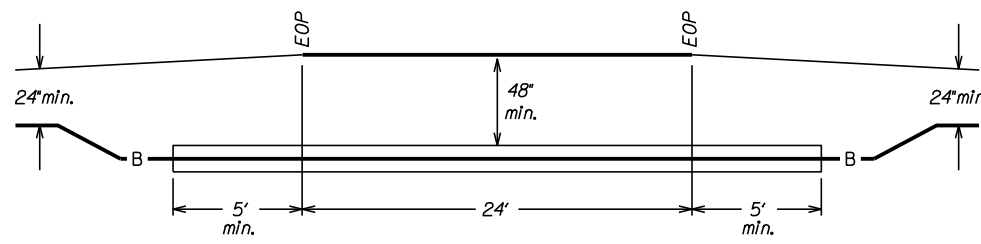
Dwg. 14 of 37

**TYPICAL RIGHT-OF-WAY PROFILE MEASUREMENTS**

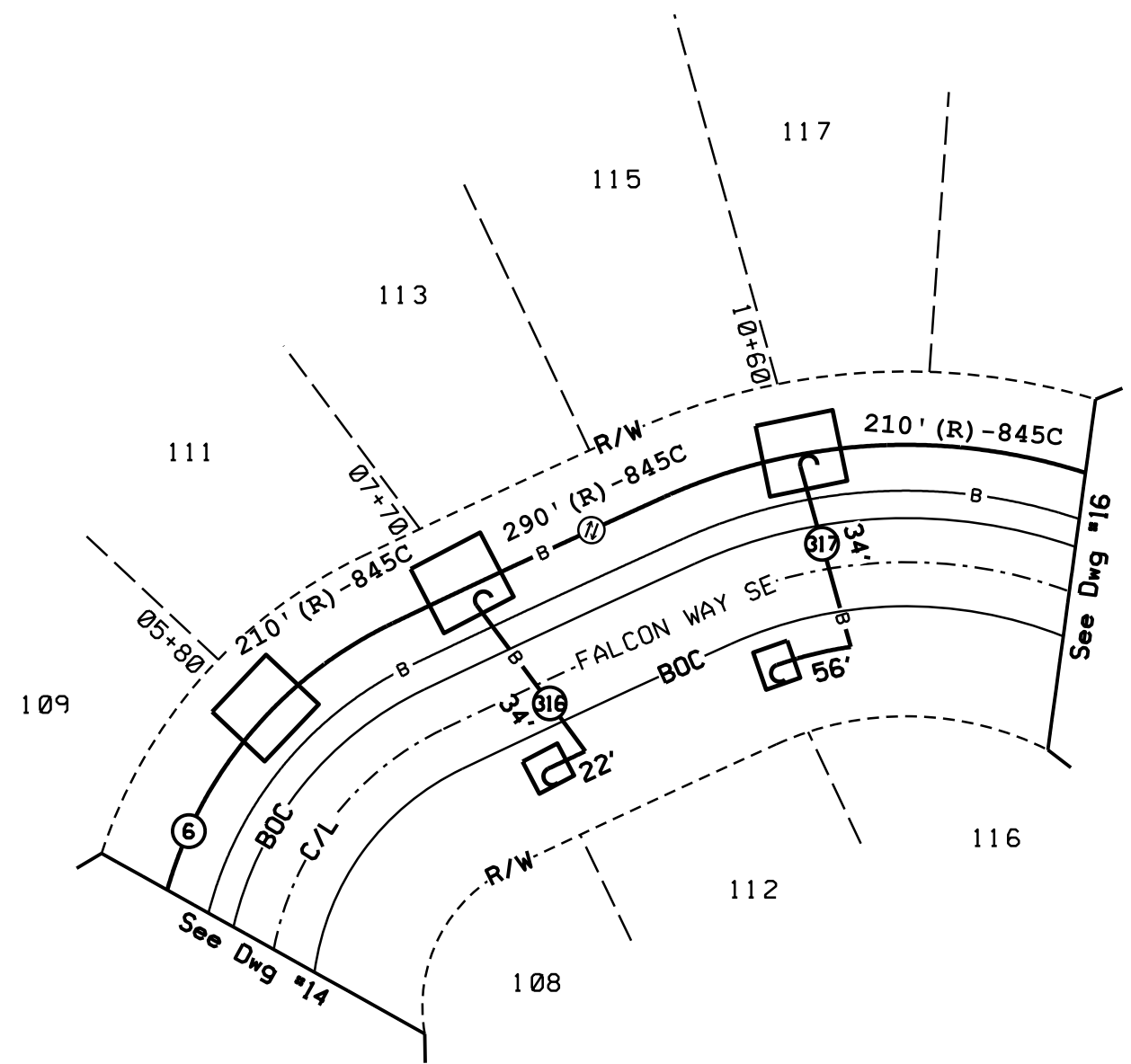
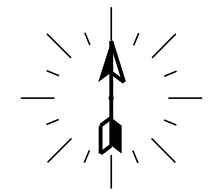


R/W = 60'  
STREETS = 24' BOC TO BOC  
BURIED FIBER PLACEMENT = 5' FROM BOC @ 24" DEPTH

*Bore Detail - NO Drainage Ditch Involved*



- ⑥ PROPOSED BURIED CABLE
- ①⑥ PROPOSED BURIED CONDUIT
- ①⑦ PROPOSED BURIED CONDUIT



**CALL BEFORE YOU DIG**

**DIAL 811**

TWO FULL BUS. DAYS BEFORE YOU DIG

IT IS THE CONTRACTOR'S RESPONSIBILITY TO CONTACT UTILITY COMPANIES PRIOR TO ANY CONSTRUCTION AS THE LOCATION OF UTILITIES SHOWN ON THIS PLAN ARE APPROXIMATE AND POSSIBLY INCOMPLETE. THEREFORE CERTIFICATION TO THE LOCATION OF ALL UNDERGROUND UTILITIES IS WITHHELD.

**GENERAL NOTE:**  
RIGHT OF WAY MEASUREMENTS ARE SHOWN APPROXIMATE AND SHOULD BE FIELD VERIFIED PRIOR TO CONSTRUCTION

TRAFFIC CONTROL TO BE HANDLED IN ACCORDANCE WITH THE LATEST APPROVED EDITION OF MUTCD

**ATTSE**

PROPOSED TELEPHONE FACILITIES ON RIGHT OF WAY OF PUTNAM COUNTY

SOUTH LEISURE LN SE

Exchange: 706485

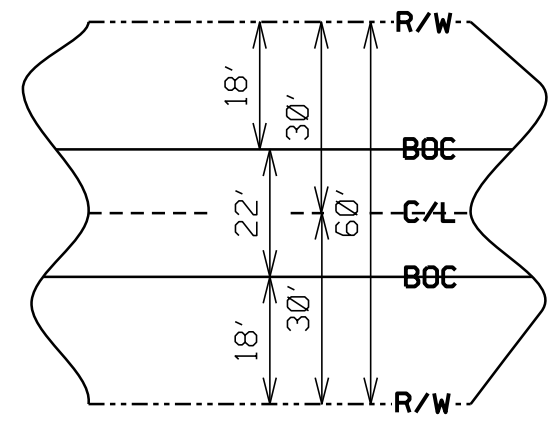
Designer: Liebert, Mike

Phone: 678-276-5660

Authorization: 9RL6109IN

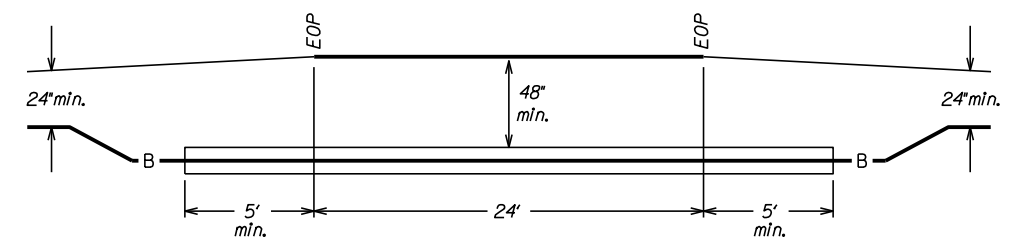
Dwg. 15 of 37

**TYPICAL RIGHT-OF-WAY PROFILE MEASUREMENTS**



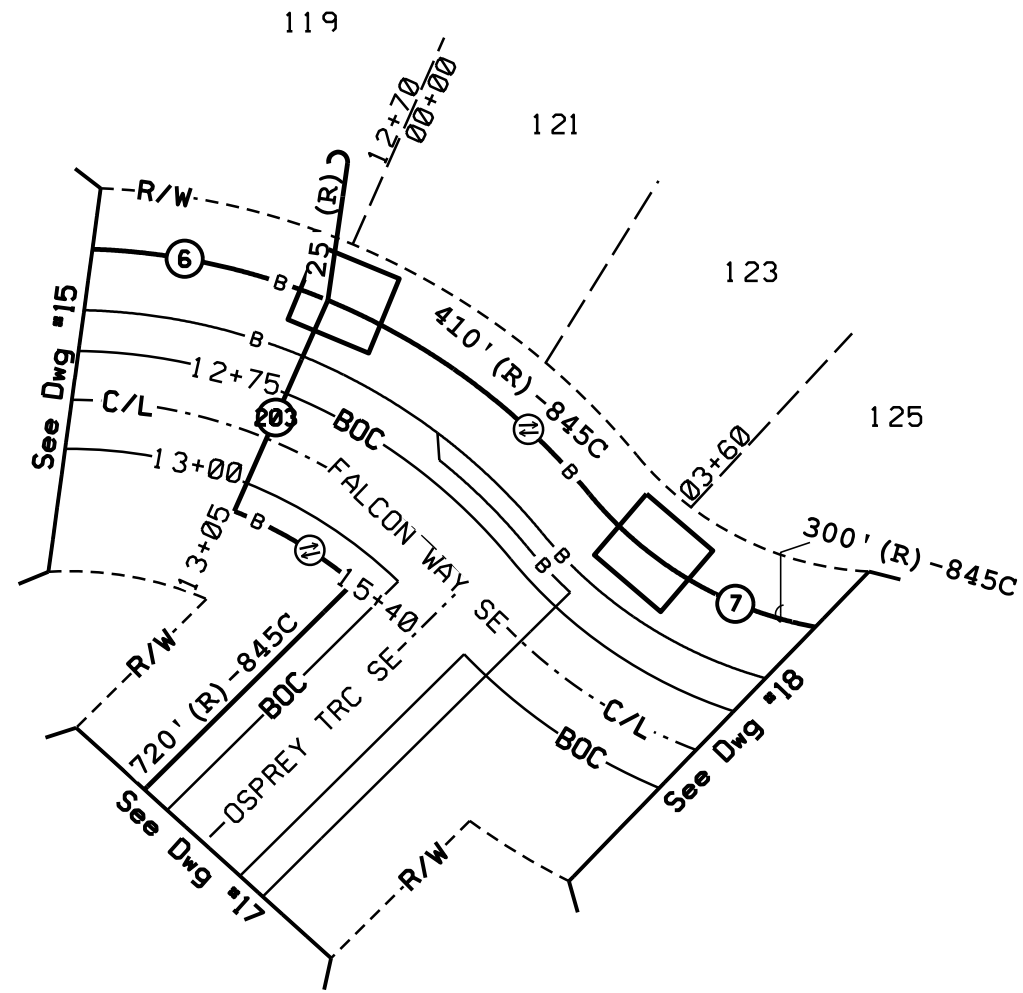
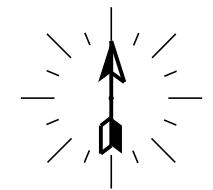
R/W = 60'  
STREETS = 24' BOC TO BOC  
BURIED FIBER PLACEMENT = 5' FROM BOC @ 24" DEPTH

*Bore Detail - NO Drainage Ditch Involved*





- ⑥ PROPOSED BURIED CABLE
- ⑦ PROPOSED BURIED CABLE
- ⑦ PROPOSED BURIED CABLE



**GENERAL NOTE:**  
RIGHT OF WAY MEASUREMENTS ARE SHOWN APPROXIMATE AND SHOULD BE FIELD VERIFIED PRIOR TO CONSTRUCTION

TRAFFIC CONTROL TO BE HANDLED IN ACCORDANCE WITH THE LATEST APPROVED EDITION OF MUTCD

**ATTSE**

PROPOSED TELEPHONE FACILITIES ON RIGHT OF WAY OF PUTNAM COUNTY

SOUTH LEISURE LN SE

Exchange: 706485

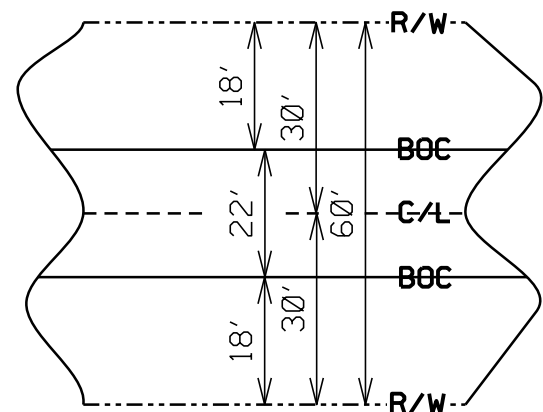
Designer: Liebert, Mike

Phone: 678-276-5660

Authorization: 9RL6109IN

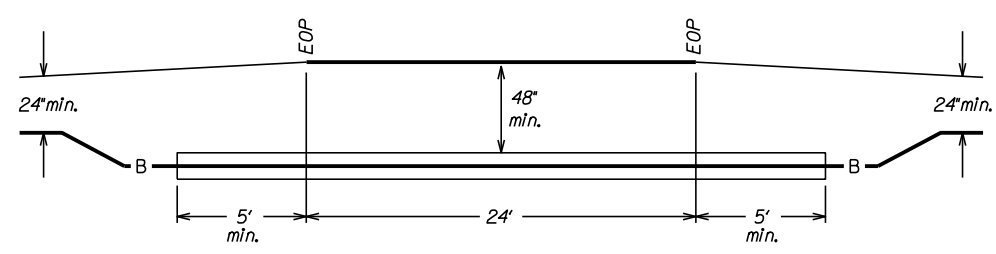
Dwg. 16 of 37

**TYPICAL RIGHT-OF-WAY PROFILE MEASUREMENTS**

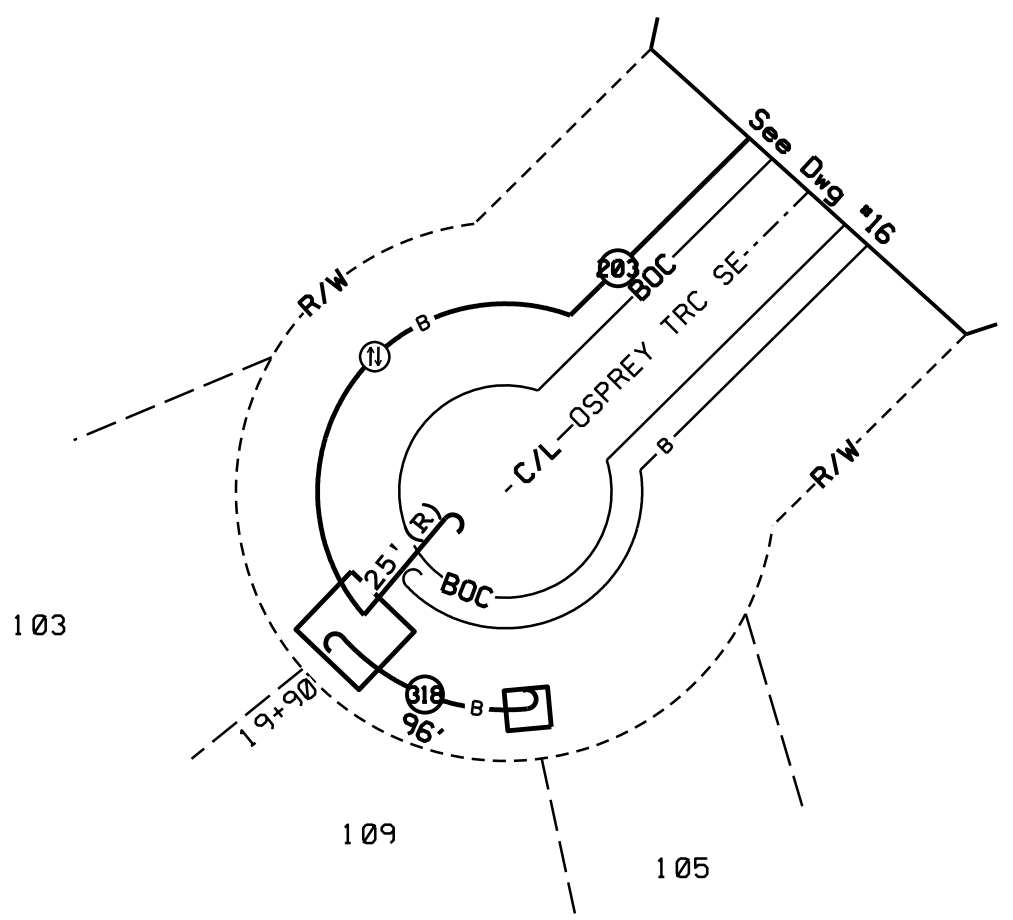
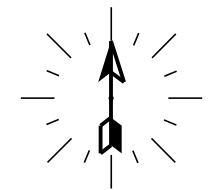


R/W = 60'  
STREETS = 24' BOC TO BOC  
BURIED FIBER PLACEMENT = 5' FROM BOC @ 24" DEPTH

*Bore Detail - NO Drainage Ditch Involved*



- 203 PROPOSED BURIED CABLE
- 318 PROPOSED BURIED CONDUIT



**CALL BEFORE YOU DIG**

**DIAL 811**

TWO FULL BUS. DAYS BEFORE YOU DIG

IT IS THE CONTRACTOR'S RESPONSIBILITY TO CONTACT UTILITY COMPANIES PRIOR TO ANY CONSTRUCTION AS THE LOCATION OF UTILITIES SHOWN ON THIS PLAN ARE APPROXIMATE AND POSSIBLY INCOMPLETE. THEREFORE CERTIFICATION TO THE LOCATION OF ALL UNDERGROUND UTILITIES IS WITHHELD.

**GENERAL NOTE:**  
RIGHT OF WAY MEASUREMENTS ARE SHOWN APPROXIMATE AND SHOULD BE FIELD VERIFIED PRIOR TO CONSTRUCTION

TRAFFIC CONTROL TO BE HANDLED IN ACCORDANCE WITH THE LATEST APPROVED EDITION OF MUTCD

**ATTSE**

PROPOSED TELEPHONE FACILITIES ON RIGHT OF WAY OF PUTNAM COUNTY

SOUTH LEISURE LN SE

Exchange: 706485

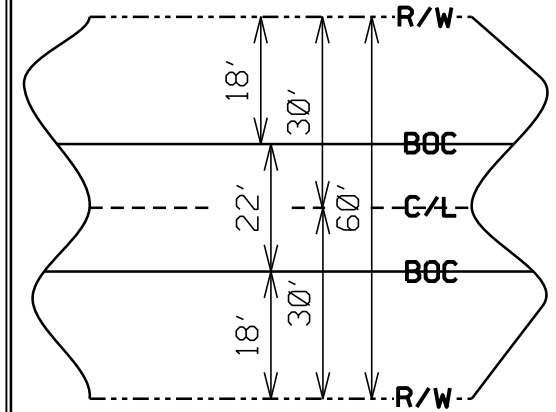
Designer: Liebert, Mike

Phone: 678-276-5660

Authorization: 9RL6109IN

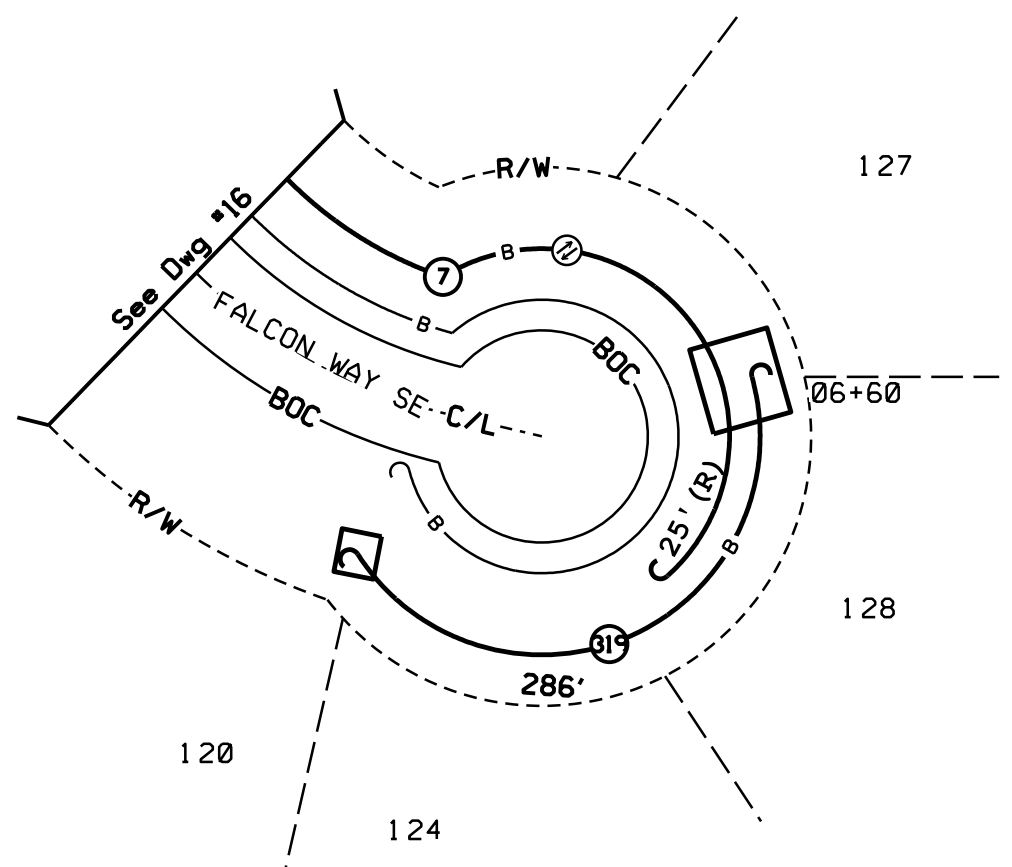
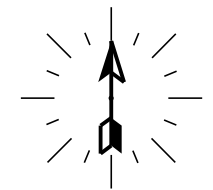
Dwg. 17 of 37

**TYPICAL RIGHT-OF-WAY PROFILE MEASUREMENTS**



R/W = 60'  
STREETS = 24' BOC TO BOC  
BURIED FIBER PLACEMENT = 5' FROM BOC @ 24" DEPTH

- ⑦ PROPOSED BURIED CABLE
- ③① PROPOSED BURIED CONDUIT



**GENERAL NOTE:**  
RIGHT OF WAY MEASUREMENTS ARE SHOWN APPROXIMATE AND SHOULD BE FIELD VERIFIED PRIOR TO CONSTRUCTION

**TRAFFIC CONTROL TO BE HANDLED IN ACCORDANCE WITH THE LATEST APPROVED EDITION OF MUTCD**

**ATTSE**

PROPOSED TELEPHONE FACILITIES ON RIGHT OF WAY OF PUTNAM COUNTY

SOUTH LEISURE LN SE

Exchange: 706485

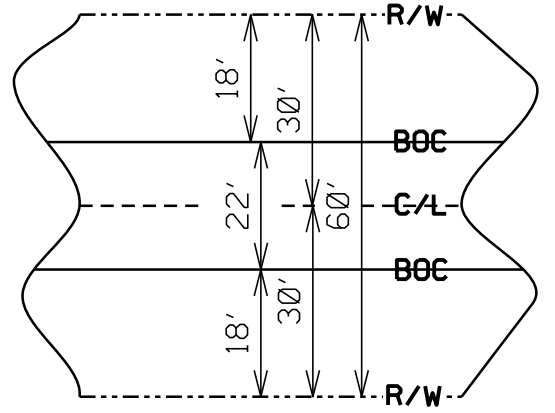
Designer: Liebert, Mike

Phone: 678-276-5660

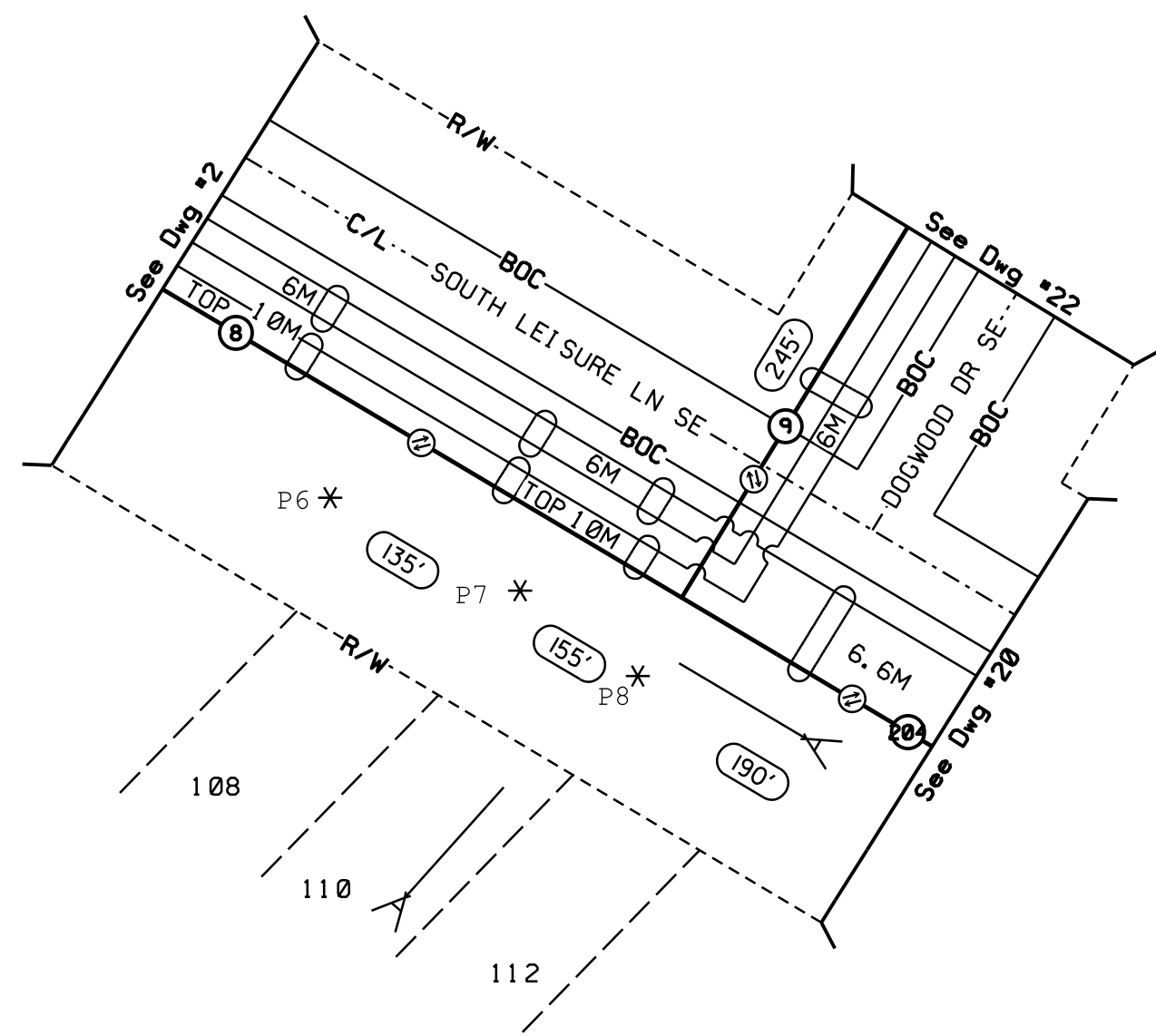
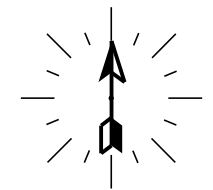
Authorization: 9RL6109IN

Dwg. 18 of 37

**TYPICAL RIGHT-OF-WAY PROFILE MEASUREMENTS**

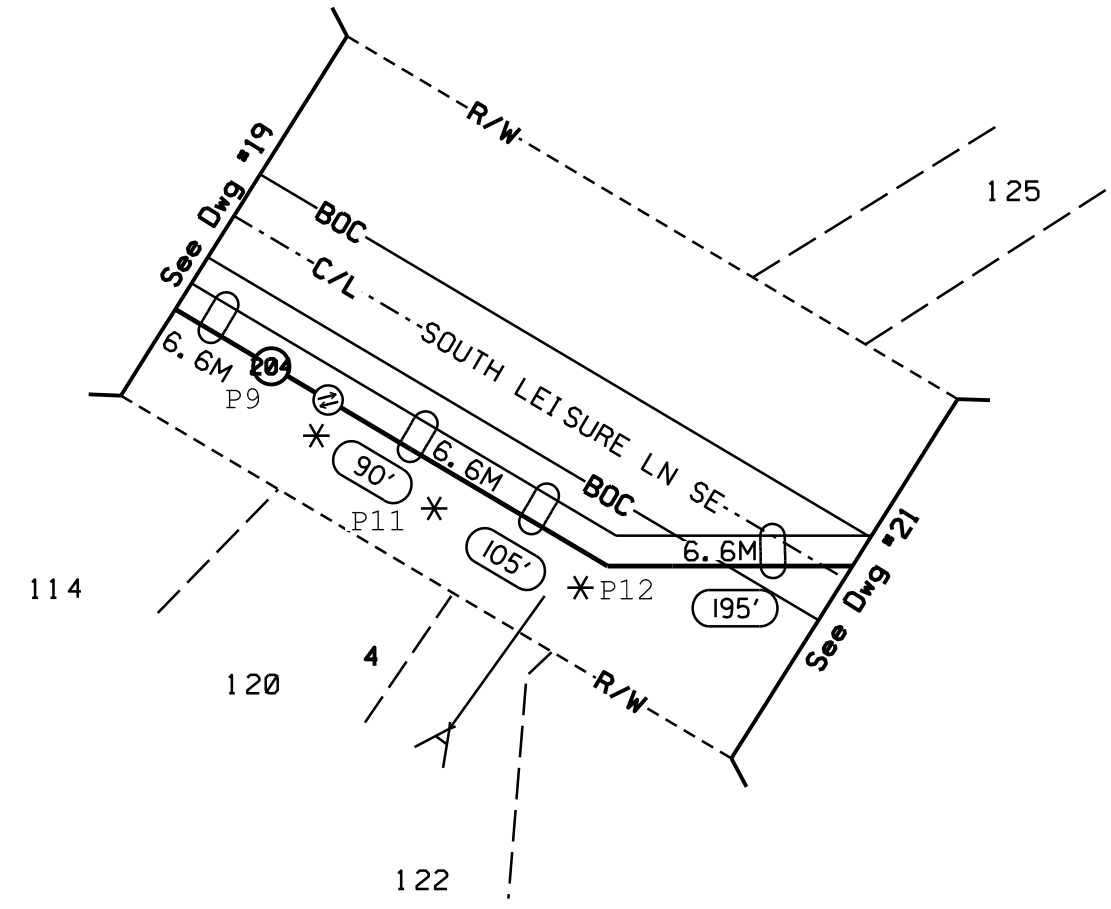



- ⑧ PROPOSED AERIAL CABLE
- ②④ PROPOSED AERIAL CABLE
- ⑨ PROPOSED AERIAL CABLE



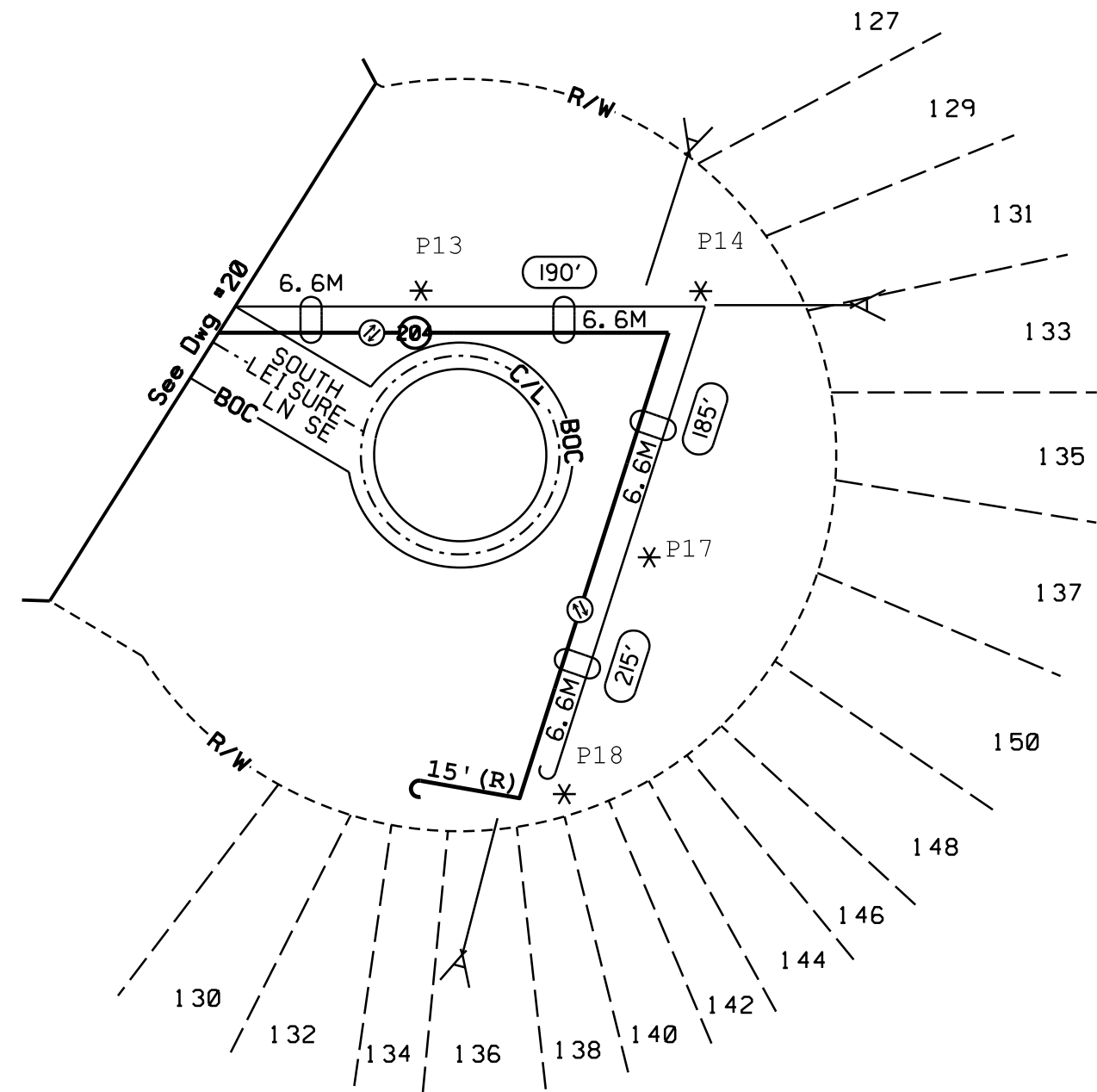
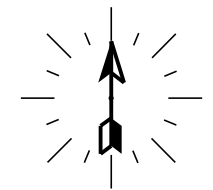
ATTSE	
PROPOSED TELEPHONE FACILITIES ON RIGHT OF WAY OF PUTNAM COUNTY	
SOUTH LEISURE LN SE	
Exchange:	706485
Designer:	Liebert, Mike
Phone:	678-276-5660
Authorization:	9RL6109IN
Dwg. <u>19</u> of <u>37</u>	

R/W = 60'  
STREETS = 24' BOC TO BOC  
AERIAL FIBER PLACEMENT =  
LASHED TO EXISTING CABLES



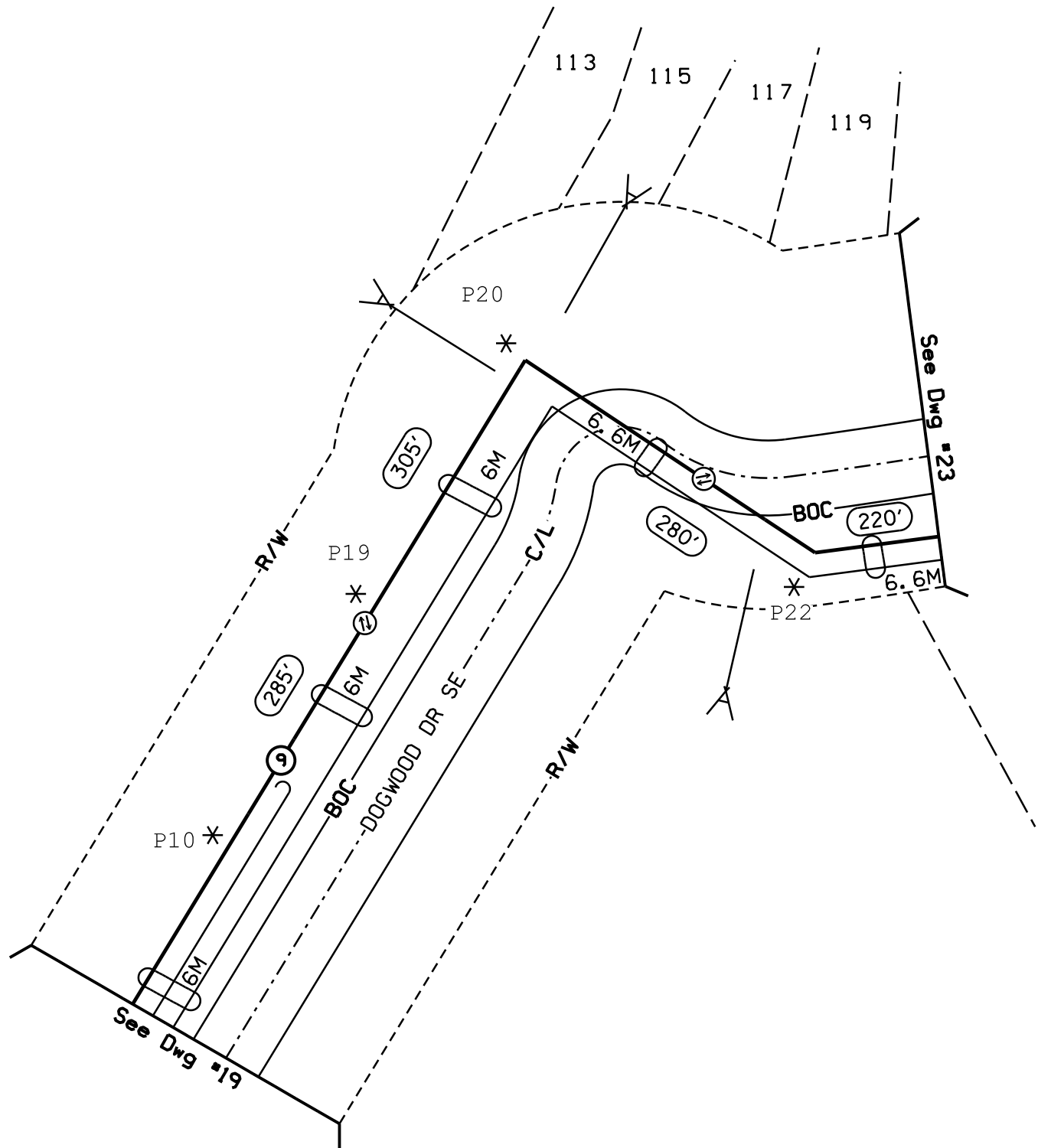
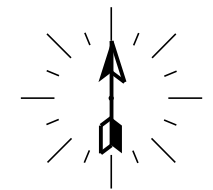
<b>ATTSE</b>	
PROPOSED TELEPHONE FACILITIES ON RIGHT OF WAY OF PUTNAM COUNTY	
SOUTH LEISURE LN SE	
Exchange:	706485
Designer:	Liebert, Mike
Phone:	678-276-5660
Authorization:	9RL6109IN
Dwg.	20 of 37

R/W = 60'  
STREETS = 24' BOC TO BOC  
AERIAL FIBER PLACEMENT =  
LASHED TO EXISTING CABLES



R/W = 60'  
 STREETS = 24' BOC TO BOC  
 AERIAL FIBER PLACEMENT =  
 LASHED TO EXISTING CABLES

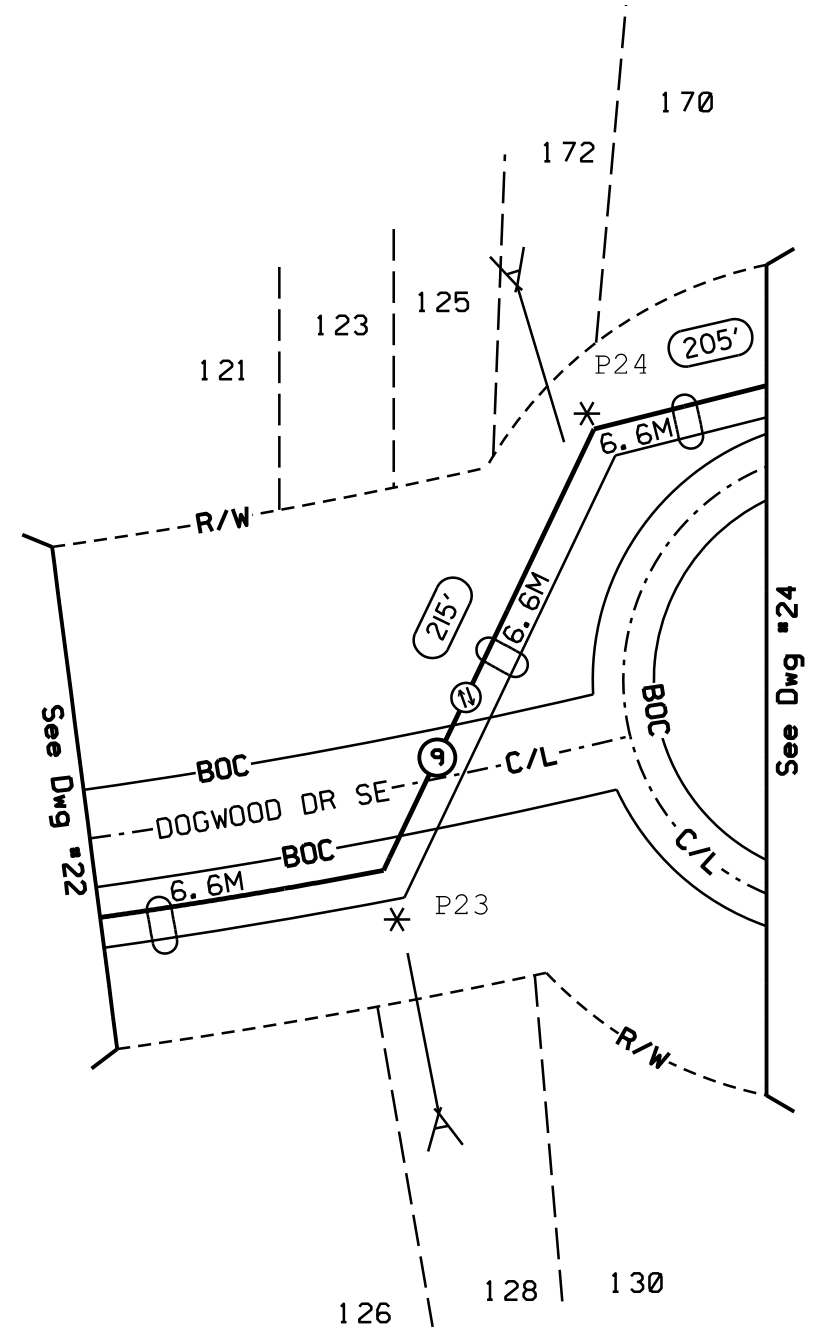

<h1>ATTSE</h1>	
PROPOSED TELEPHONE FACILITIES ON RIGHT OF WAY OF PUTNAM COUNTY	
SOUTH LEISURE LN SE	
Exchange:	706485
Designer:	Liebert, Mike
Phone:	678-276-5660
Authorization:	9RL6109IN
Dwg. <u>21</u>	of <u>37</u>



---SOUTH LEISURE LN SE---

R/W = 50'  
 STREETS = 24' BOC TO BOC  
 AERIAL FIBER PLACEMENT =  
 LASHED TO EXISTING CABLES

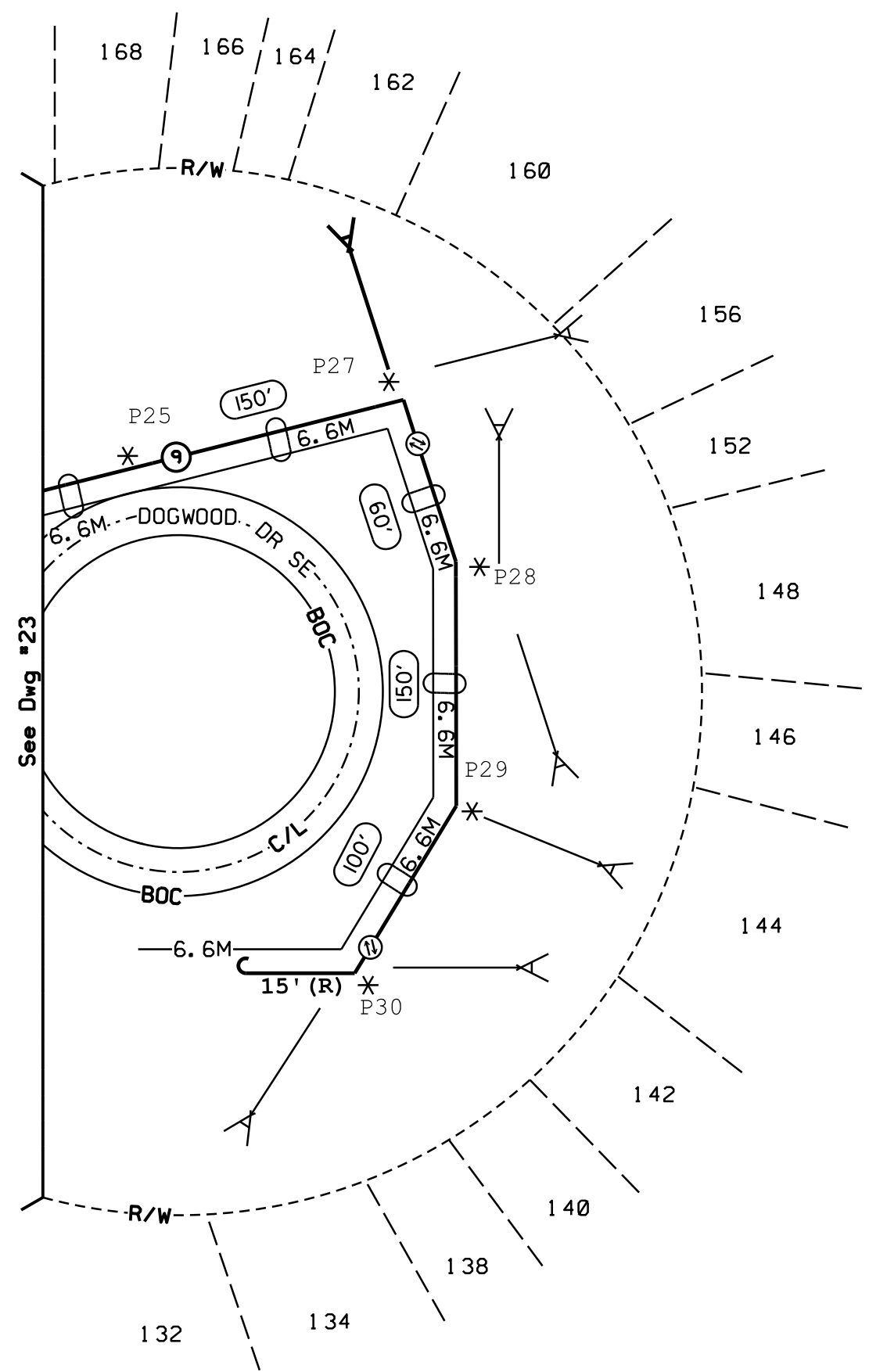

<h1>ATTSE</h1>	
PROPOSED TELEPHONE FACILITIES ON RIGHT OF WAY OF PUTNAM COUNTY	
SOUTH LEISURE LN SE	
Exchange:	706485
Designer:	Liebert, Mike
Phone:	678-276-5660
Authorization:	9RL6109IN
Dwg.	22 of 37



R/W = 50'  
 STREETS = 24' BOC TO BOC  
 AERIAL FIBER PLACEMENT =  
 LASHED TO EXISTING CABLES

<h1>ATTSE</h1>	
PROPOSED TELEPHONE FACILITIES ON RIGHT OF WAY OF PUTNAM COUNTY	
SOUTH LEISURE LN SE	
Exchange:	706485
Designer:	Liebert, Mike
Phone:	678-276-5660
Authorization:	9RL6109IN
Dwg.	23 of 37

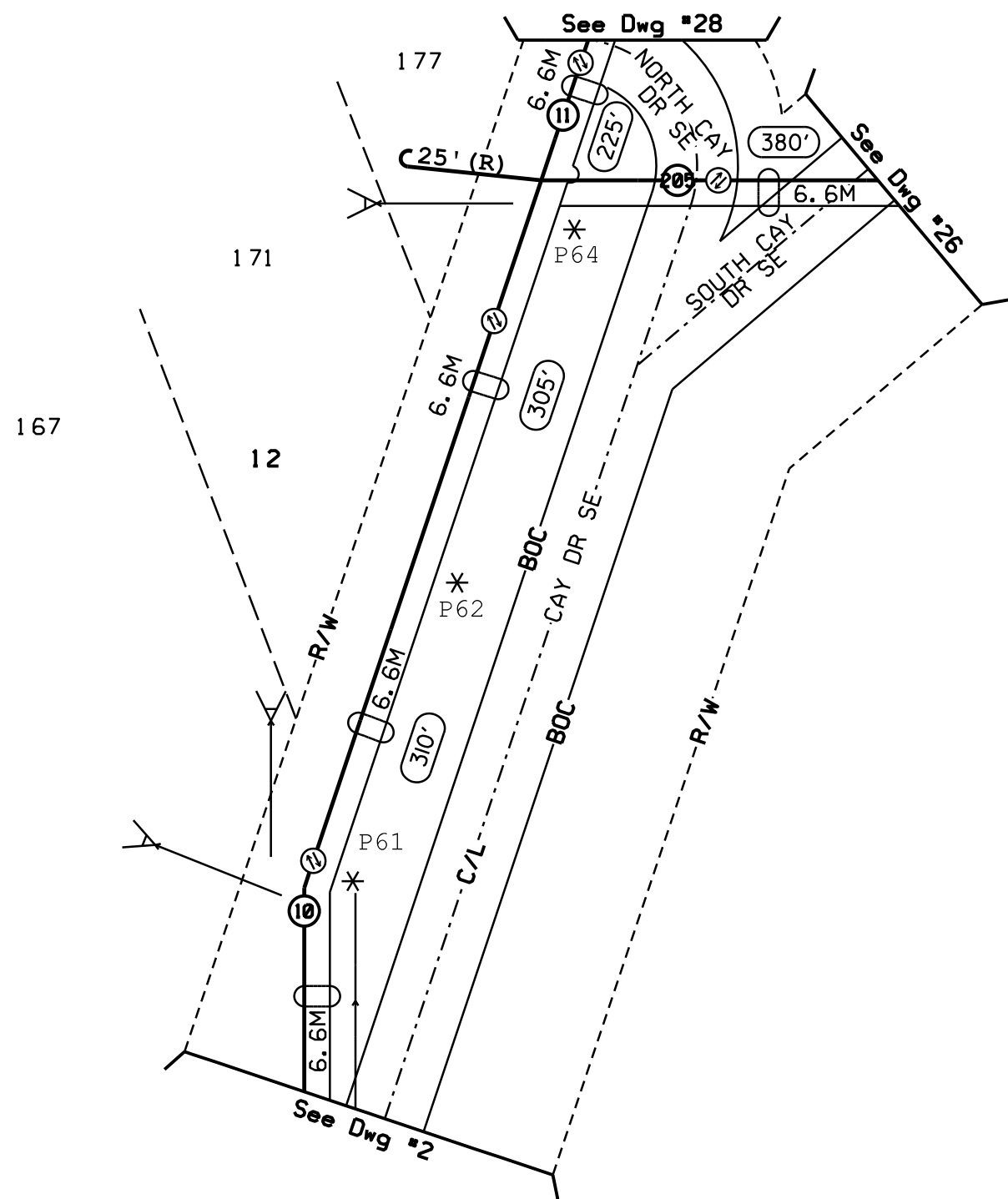
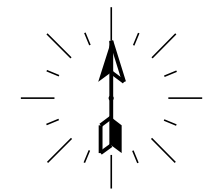




<b>ATTSE</b>	
PROPOSED TELEPHONE FACILITIES ON RIGHT OF WAY OF PUTNAM COUNTY	
SOUTH LEISURE LN SE	
Exchange:	706485
Designer:	Liebert, Mike
Phone:	678-276-5660
Authorization:	9RL6109IN
Dwg.	24 of 37

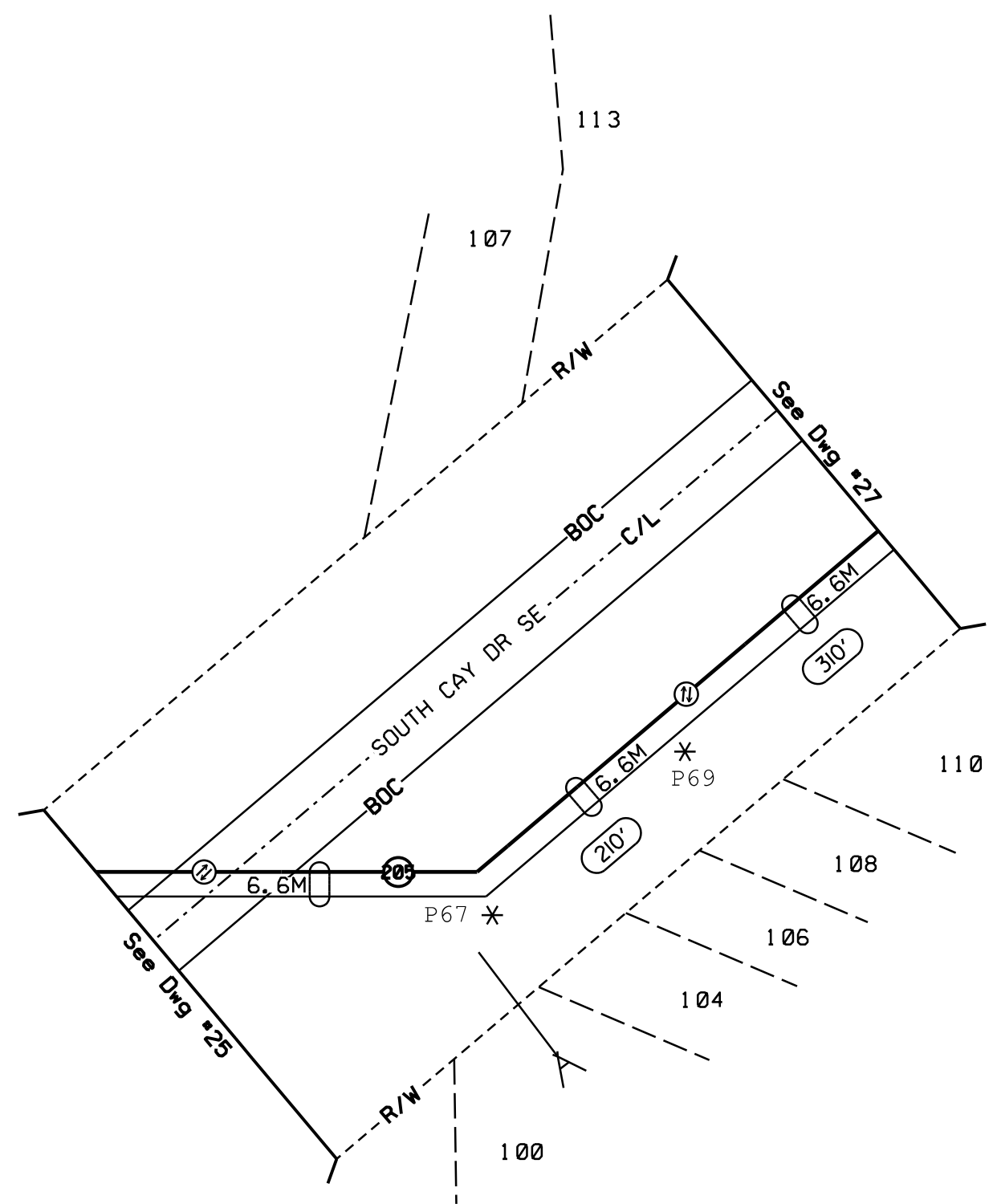

R/W = 50'  
STREETS = 24' BOC TO BOC  
AERIAL FIBER PLACEMENT =  
LASHED TO EXISTING CABLES

- ⑩ PROPOSED AERIAL CABLE
- ⑪ PROPOSED AERIAL CABLE
- ⑫ PROPOSED AERIAL CABLE

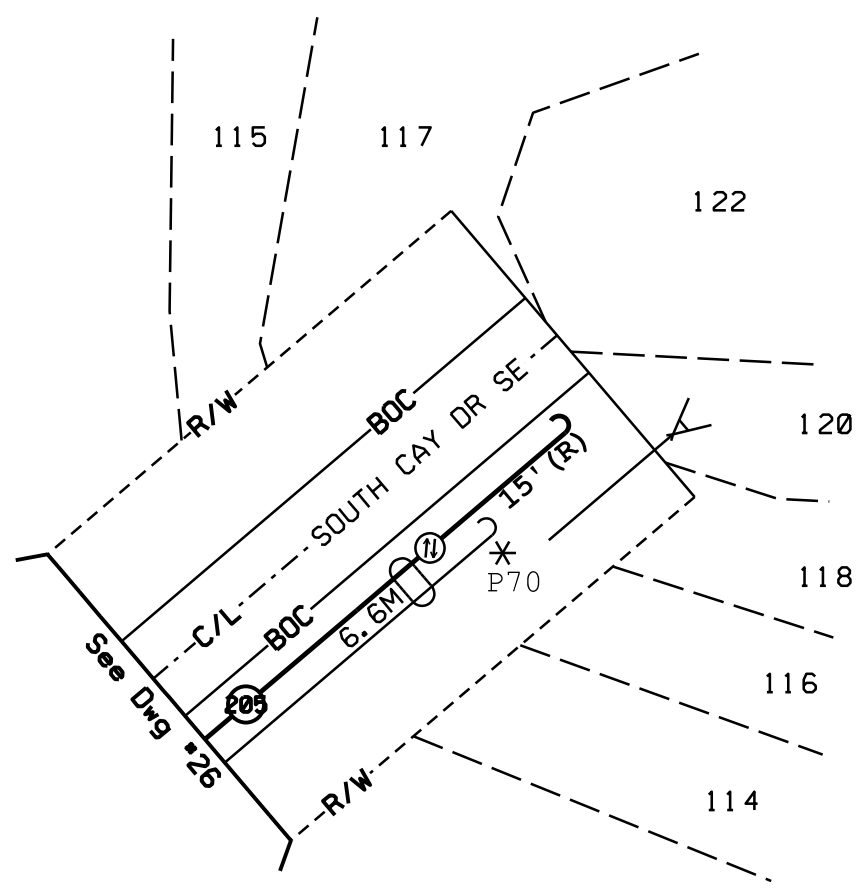



R/W = 60'  
 STREETS = 24' BOC TO BOC  
 AERIAL FIBER PLACEMENT =  
 LASHED TO EXISTING CABLES

ATTSE	
PROPOSED TELEPHONE FACILITIES ON RIGHT OF WAY OF PUTNAM COUNTY	
SOUTH LEISURE LN SE	
Exchange:	706485
Designer:	Liebert, Mike
Phone:	678-276-5660
Authorization:	9RL6109IN
Dwg. <u>25</u> of <u>37</u>	

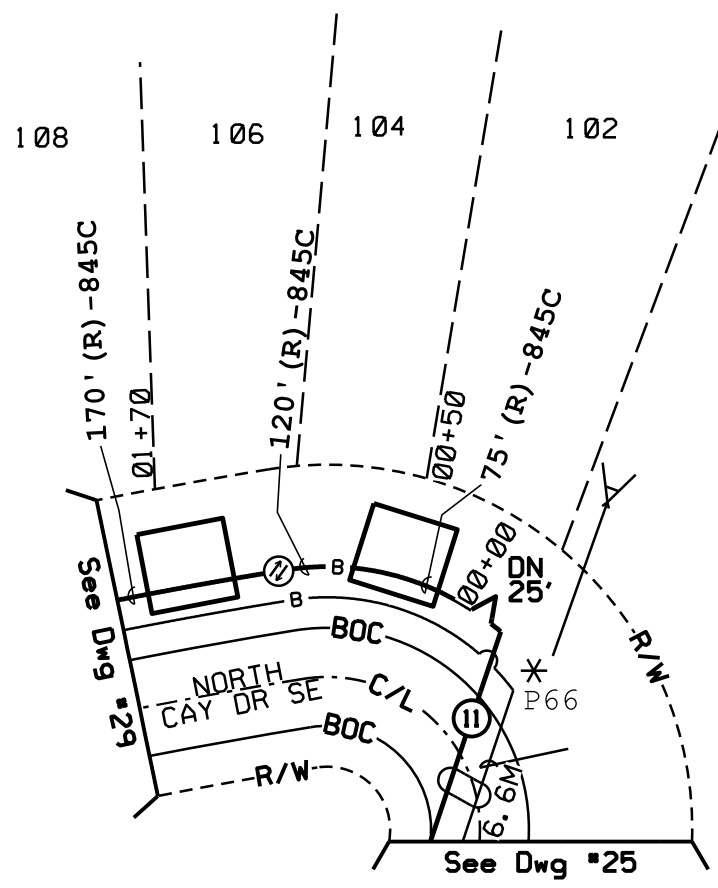



<b>ATTSE</b>	
PROPOSED TELEPHONE FACILITIES ON RIGHT OF WAY OF PUTNAM COUNTY	
SOUTH LEISURE LN SE	
Exchange:	706485
Designer:	Liebert, Mike
Phone:	678-276-5660
Authorization:	9RL6109IN
Dwg. <u>26</u> of <u>37</u>	



R/W = 60'  
 STREETS = 24' BOC TO BOC  
 AERIAL FIBER PLACEMENT =  
 LASHED TO EXISTING CABLES

<h1>ATTSE</h1>	
PROPOSED TELEPHONE FACILITIES ON RIGHT OF WAY OF PUTNAM COUNTY	
SOUTH LEISURE LN SE	
Exchange:	706485
Designer:	Liebert, Mike
Phone:	678-276-5660
Authorization:	9RL6109IN
Dwg.	27 of 37



**GENERAL NOTE:**  
 RIGHT OF WAY MEASUREMENTS  
 ARE SHOWN APPROXIMATE AND  
 SHOULD BE FIELD VERIFIED  
 PRIOR TO CONSTRUCTION

**TRAFFIC CONTROL TO BE HANDLED  
 IN ACCORDANCE WITH THE LATEST  
 APPROVED EDITION OF MUTCD**

**ATTSE**

PROPOSED TELEPHONE FACILITIES  
 ON RIGHT OF WAY OF  
 PUTNAM COUNTY

SOUTH LEISURE LN SE

Exchange: 706485

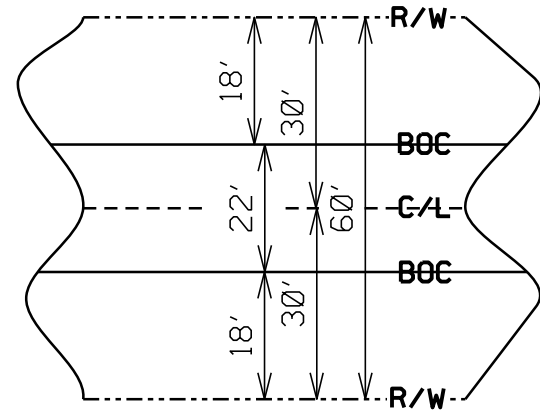
Designer: Liebert, Mike

Phone: 678-276-5660

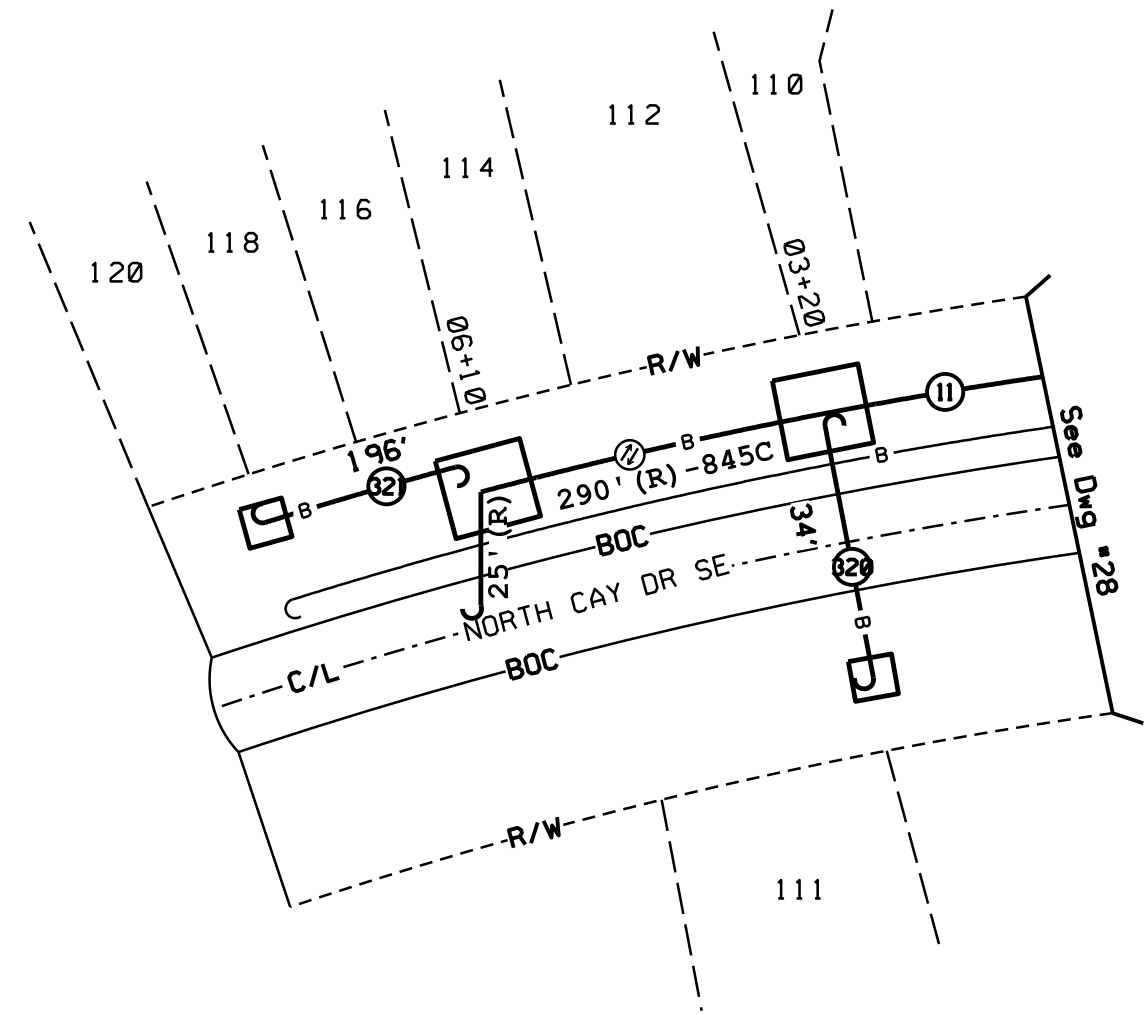

Authorization: 9RL6109IN

Dwg. 28 of 37

**TYPICAL RIGHT-OF-WAY  
 PROFILE MEASUREMENTS**



- ① PROPOSED BURIED CABLE
- ② PROPOSED BURIED CONDUIT
- ③ PROPOSED BURIED CONDUIT



**CALL BEFORE YOU DIG**

**DIAL 811**

TWO FULL BUS. DAYS BEFORE YOU DIG

IT IS THE CONTRACTORS RESPONSIBILITY TO CONTACT UTILITY COMPANIES PRIOR TO ANY CONSTRUCTION AS THE LOCATION OF UTILITIES SHOWN ON THIS PLAT ARE APPROXIMATE AND POSSIBLY INCOMPLETE. THEREFORE CERTIFICATION TO THE LOCATION OF ALL UNDERGROUND UTILITIES IS WITHHELD.

**GENERAL NOTE:**  
RIGHT OF WAY MEASUREMENTS ARE SHOWN APPROXIMATE AND SHOULD BE FIELD VERIFIED PRIOR TO CONSTRUCTION

TRAFFIC CONTROL TO BE HANDLED IN ACCORDANCE WITH THE LATEST APPROVED EDITION OF MUTCD

# ATTSE

PROPOSED TELEPHONE FACILITIES ON RIGHT OF WAY OF PUTNAM COUNTY

SOUTH LEISURE LN SE

Exchange: 706485

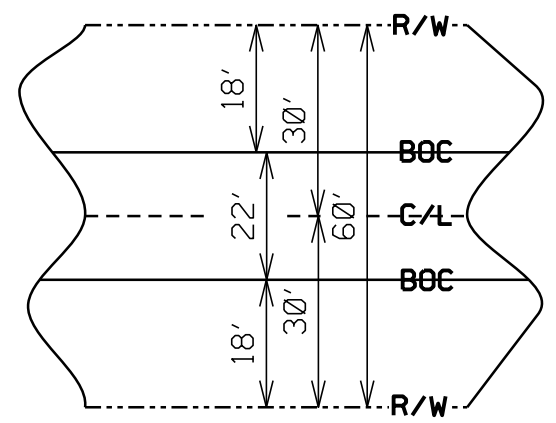
Designer: Liebert, Mike

Phone: 678-276-5660

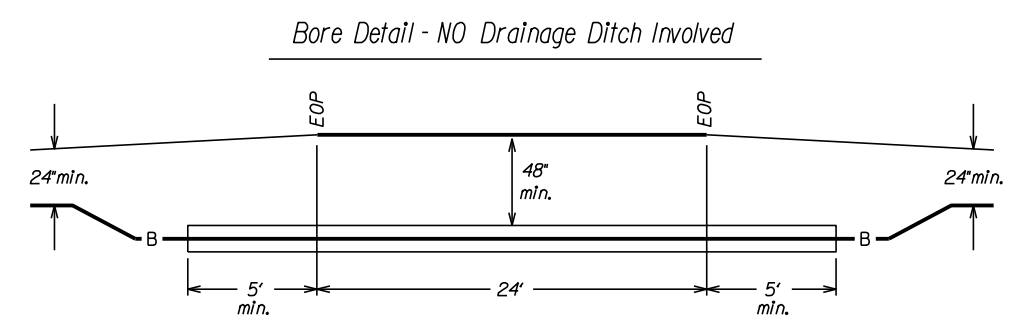
Authorization: 9RL6109IN

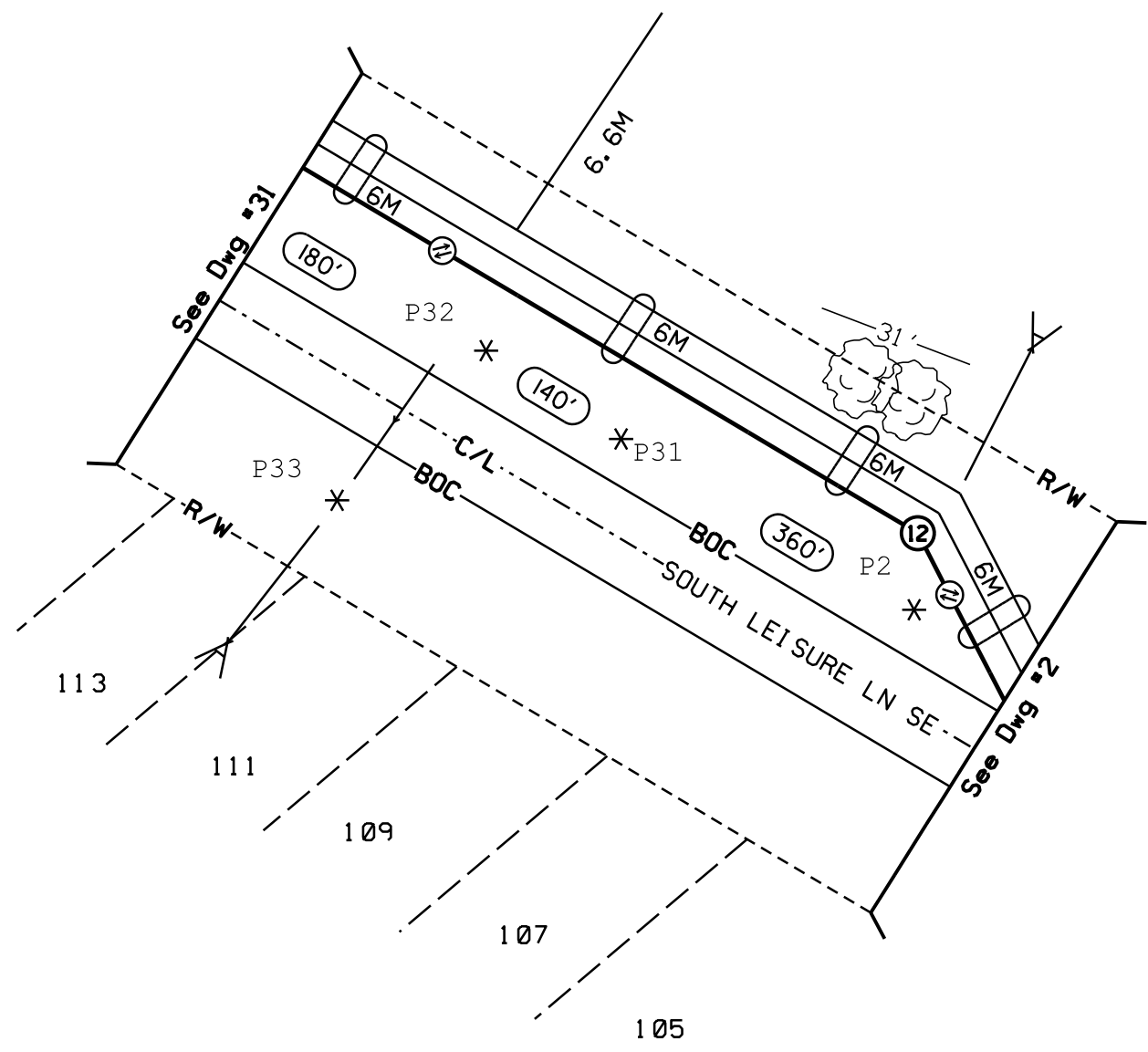

Dwg. 29 of 37

### TYPICAL RIGHT-OF-WAY PROFILE MEASUREMENTS



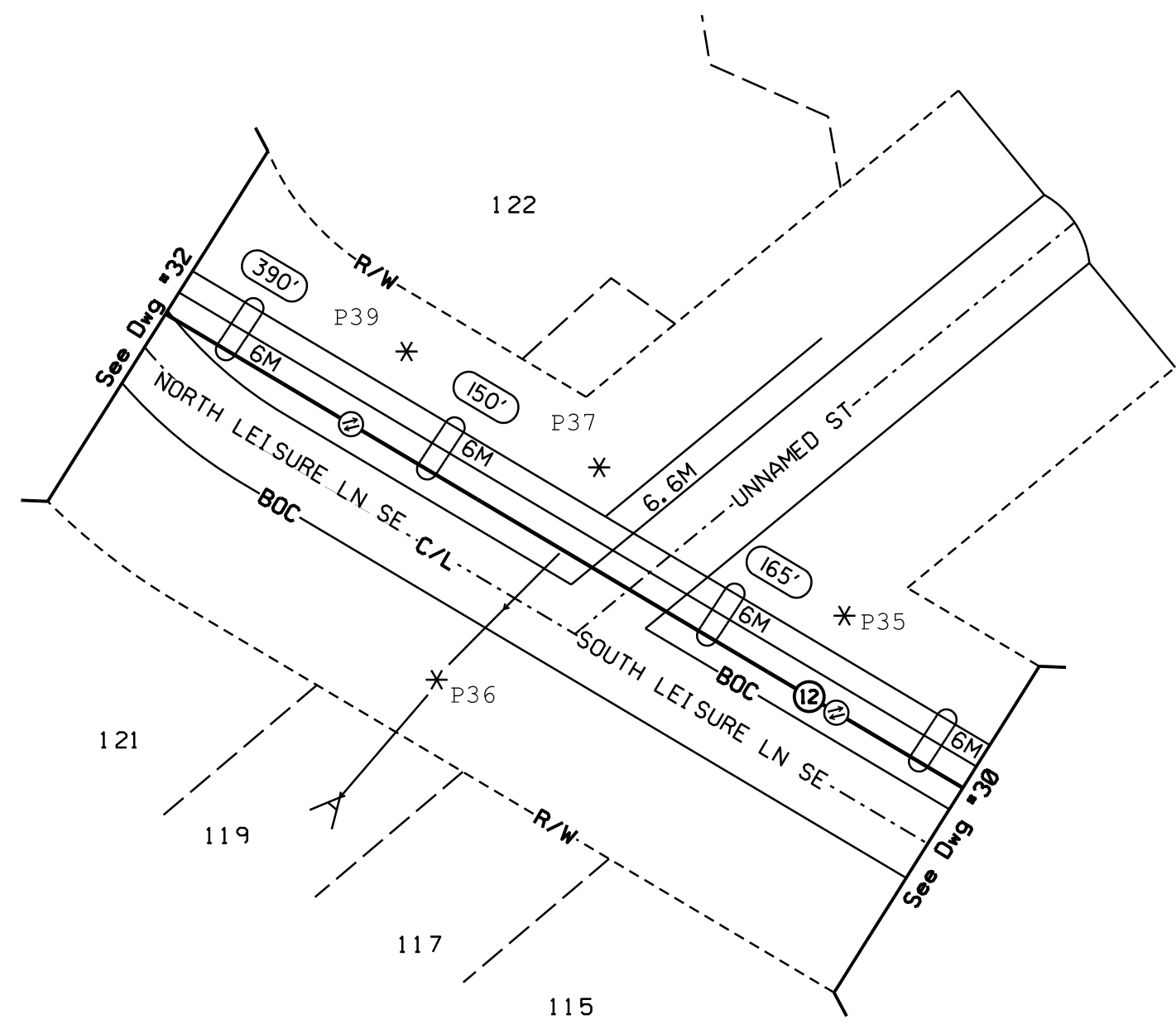
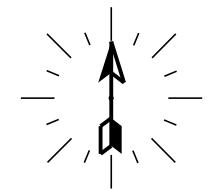
R/W = 60'  
STREETS = 24' BOC TO BOC  
BURIED FIBER PLACEMENT = 5' FROM BOC @ 24" DEPTH





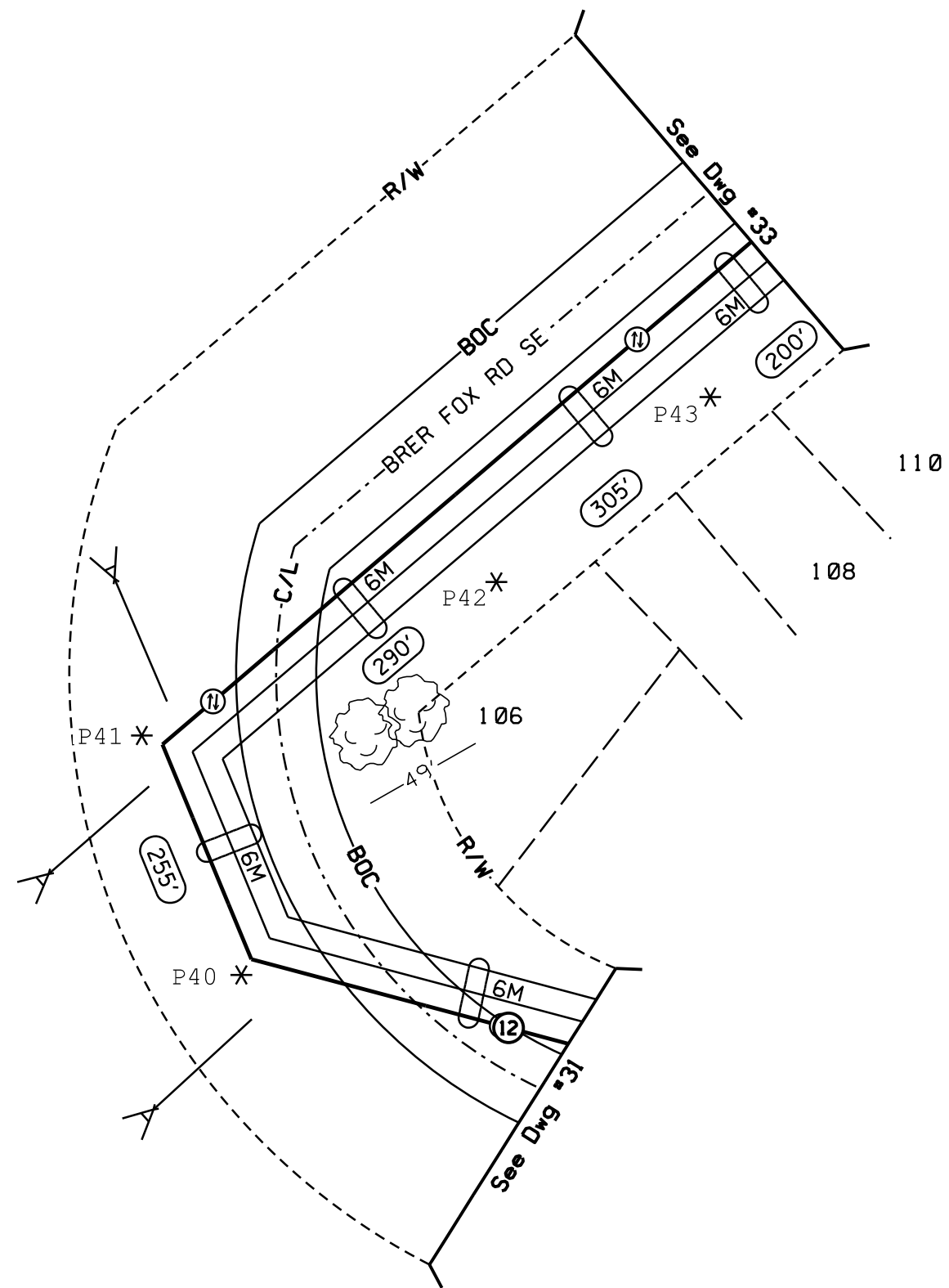

<b>ATTSE</b>	
PROPOSED TELEPHONE FACILITIES ON RIGHT OF WAY OF PUTNAM COUNTY	
SOUTH LEISURE LN SE	
Exchange:	706485
Designer:	Liebert, Mike
Phone:	678-276-5660
Authorization:	9RL6109IN
Dwg.	30 of 37

R/W = 60'  
STREETS = 24' BOC TO BOC  
AERIAL FIBER PLACEMENT =  
LASHED TO EXISTING CABLES



<b>ATTSE</b>	
PROPOSED TELEPHONE FACILITIES ON RIGHT OF WAY OF PUTNAM COUNTY	
SOUTH LEISURE LN SE	
Exchange:	706485
Designer:	Liebert, Mike
Phone:	678-276-5660
Authorization:	9RL6109IN
Dwg.	31 of 37

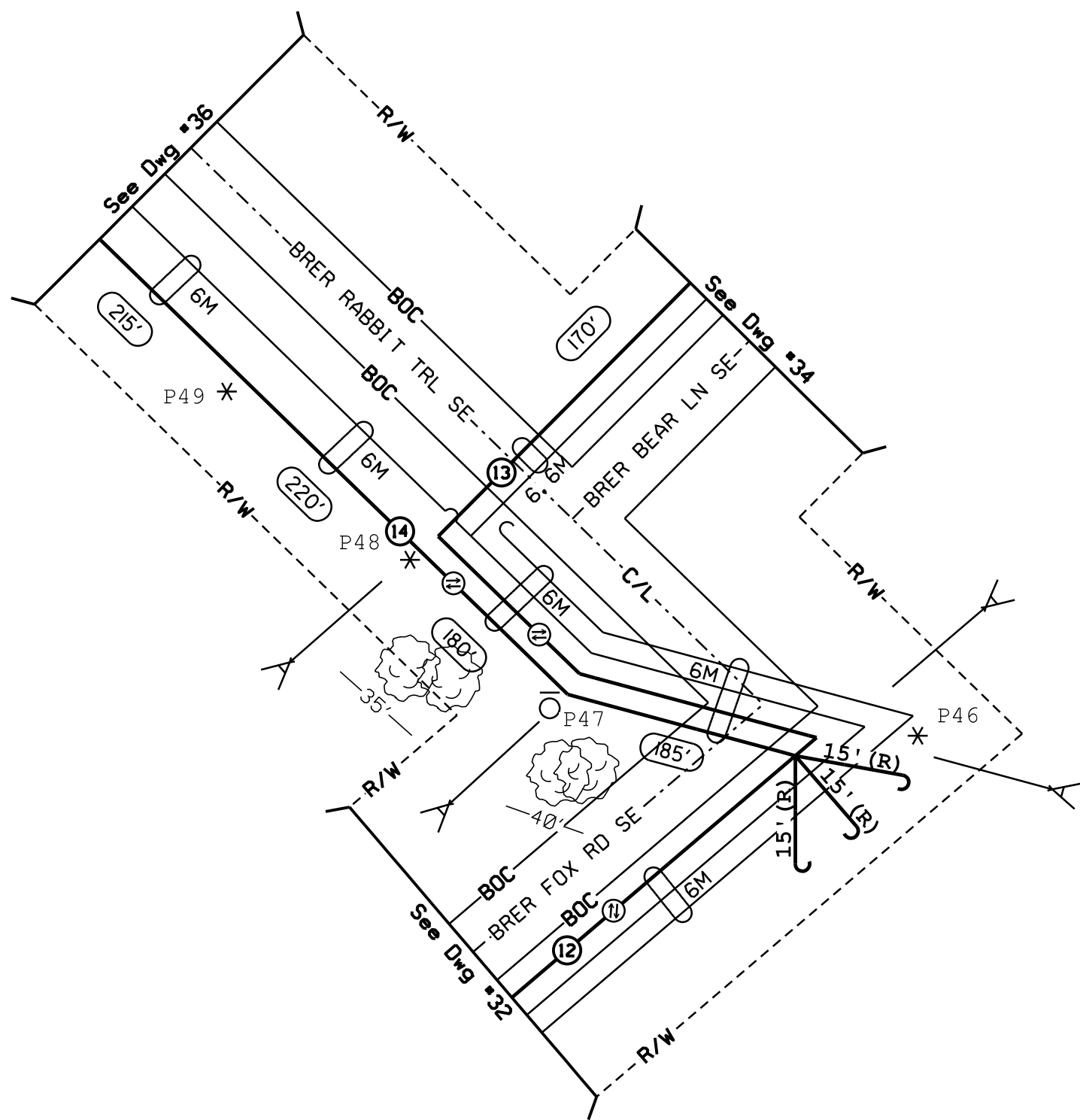





R/W = 60'  
 STREETS = 24' BOC TO BOC  
 AERIAL FIBER PLACEMENT =  
 LASHED TO EXISTING CABLES

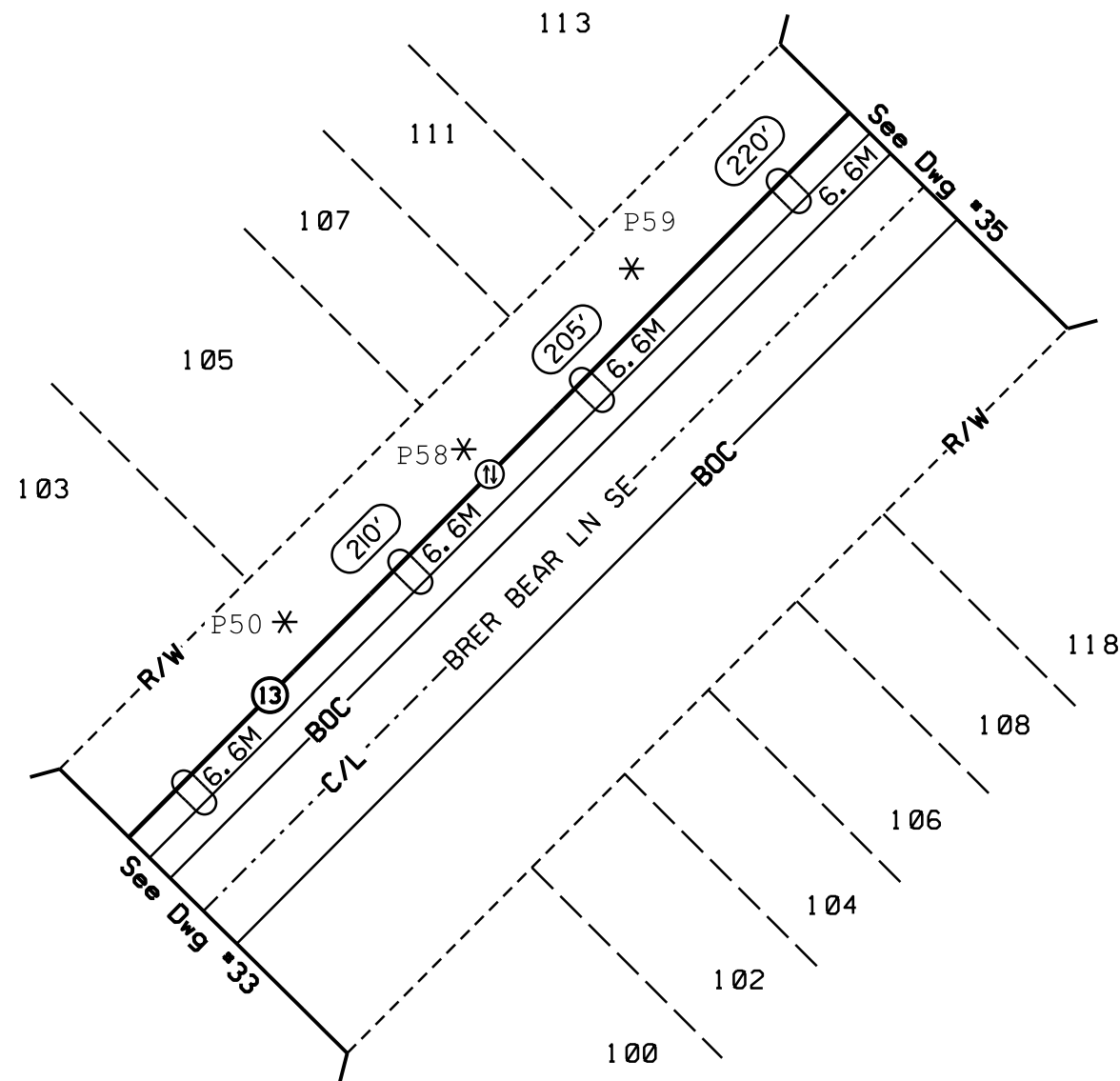

<h1>ATTSE</h1>	
PROPOSED TELEPHONE FACILITIES ON RIGHT OF WAY OF PUTNAM COUNTY	
SOUTH LEISURE LN SE	
Exchange:	706485
Designer:	Liebert, Mike
Phone:	678-276-5660
Authorization:	9RL6109IN
Dwg.	32 of 37

- ⑫ PROPOSED AERIAL CABLE
- ⑬ PROPOSED AERIAL CABLE
- ⑭ PROPOSED AERIAL CABLE



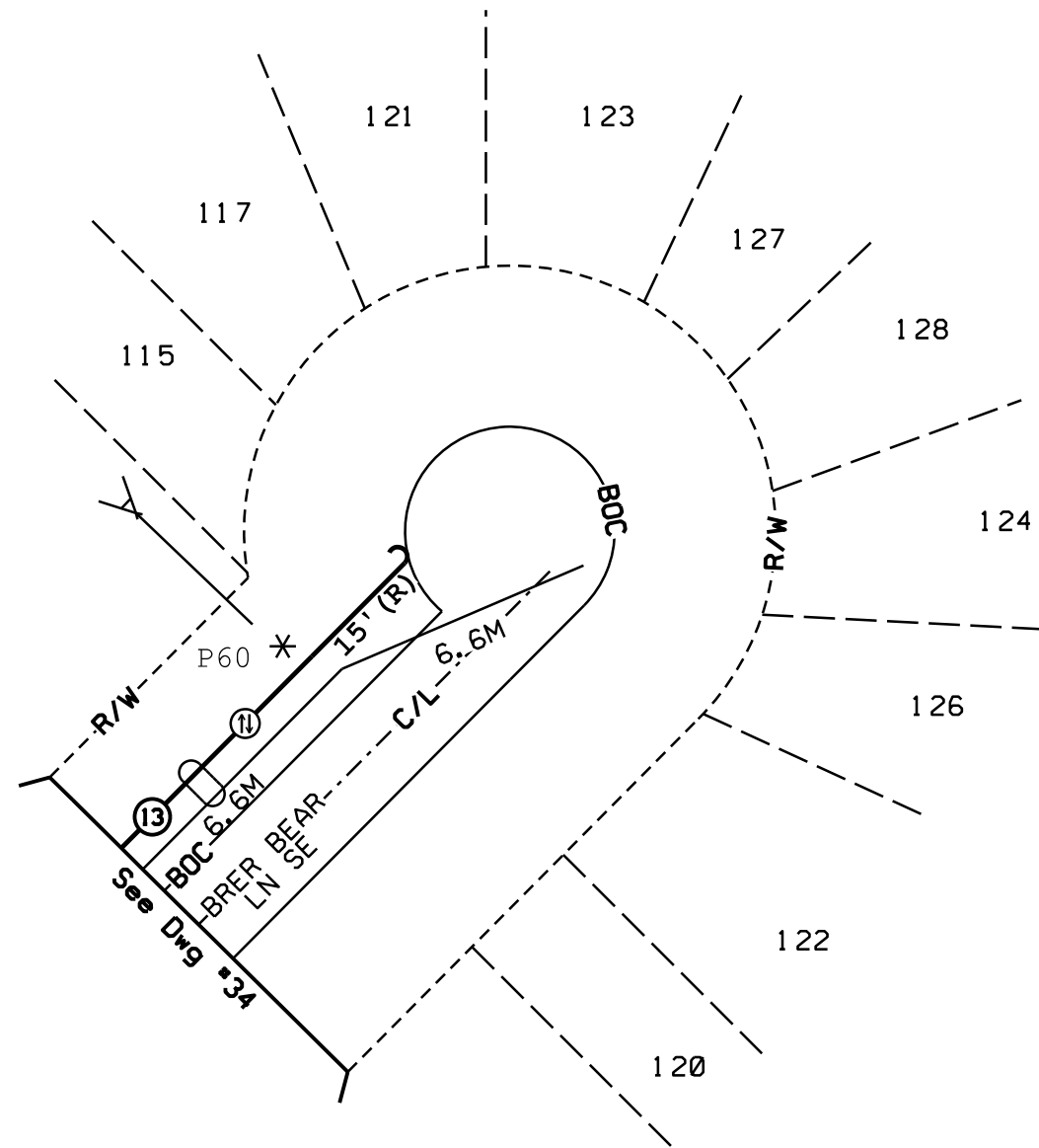

R/W = 60'  
 STREETS = 24' BOC TO BOC  
 AERIAL FIBER PLACEMENT =  
 LASHED TO EXISTING CABLES

<h1>ATTSE</h1>	
PROPOSED TELEPHONE FACILITIES ON RIGHT OF WAY OF PUTNAM COUNTY	
SOUTH LEISURE LN SE	
Exchange:	706485
Designer:	Liebert, Mike
Phone:	678-276-5660
Authorization:	9RL6109IN
Dwg. <u>33</u> of <u>37</u>	



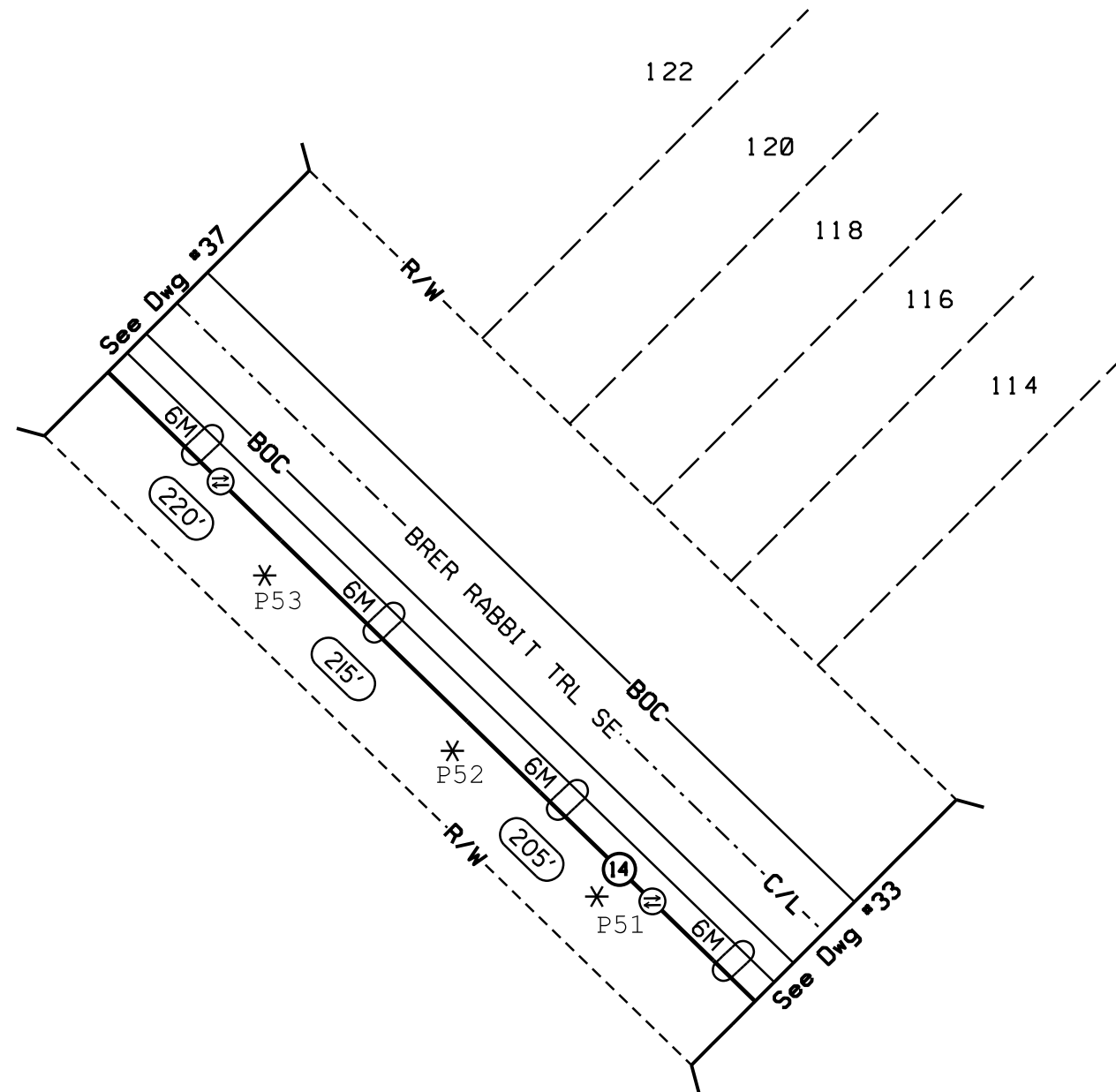

R/W = 60'  
 STREETS = 24' BOC TO BOC  
 AERIAL FIBER PLACEMENT =  
 LASHED TO EXISTING CABLES

<h1>ATTSE</h1>	
PROPOSED TELEPHONE FACILITIES ON RIGHT OF WAY OF PUTNAM COUNTY	
SOUTH LEISURE LN SE	
Exchange:	706485
Designer:	Liebert, Mike
Phone:	678-276-5660
Authorization:	9RL6109IN
Dwg.	34 of 37



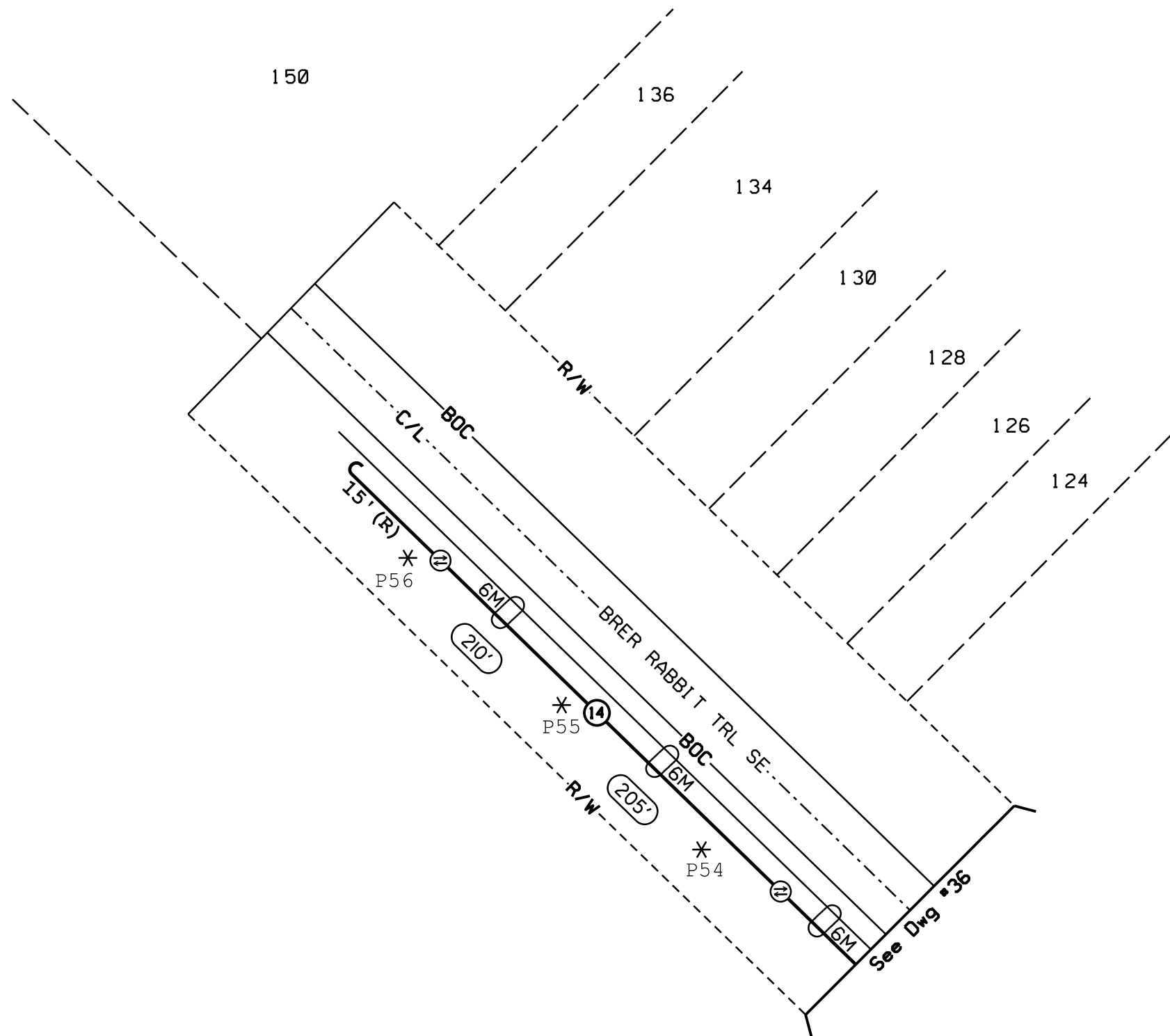
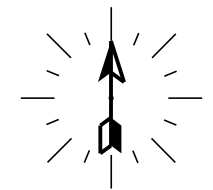
R/W = 60'  
 STREETS = 24' BOC TO BOC  
 AERIAL FIBER PLACEMENT =  
 LASHED TO EXISTING CABLES

<b>ATTSE</b>	
PROPOSED TELEPHONE FACILITIES ON RIGHT OF WAY OF PUTNAM COUNTY	
SOUTH LEISURE LN SE	
Exchange:	706485
Designer:	Liebert, Mike
Phone:	678-276-5660
Authorization:	9RL6109IN
Dwg.	35 of 37



R/W = 60'  
 STREETS = 24' BOC TO BOC  
 AERIAL FIBER PLACEMENT =  
 LASHED TO EXISTING CABLES

<h1>ATTSE</h1>	
PROPOSED TELEPHONE FACILITIES ON RIGHT OF WAY OF PUTNAM COUNTY	
SOUTH LEISURE LN SE	
Exchange:	706485
Designer:	Liebert, Mike
Phone:	678-276-5660
Authorization:	9RL6109IN
Dwg.	36 of 37



R/W = 60'  
 STREETS = 24' BOC TO BOC  
 AERIAL FIBER PLACEMENT =  
 LASHED TO EXISTING CABLES

<h1>ATTSE</h1>	
PROPOSED TELEPHONE FACILITIES ON RIGHT OF WAY OF PUTNAM COUNTY	
SOUTH LEISURE LN SE	
Exchange:	706485
Designer:	Liebert, Mike
Phone:	678-276-5660
Authorization:	9RL6109IN
Dwg.	37 of 37

8/29/2018

AT&T c/o  
UC Synergetic, LLC  
123 N White St,  
Fort Mill, SC 29715

To:  
Putnam County  
Office of Planning & Development  
117 Putnam Drive  
Suite B  
Eatonton, GA 31024

Re: ROW/Utility Encroachment for AT&T Job: 9RL61089N

Ms. Jackson,

Below is the work information you have requested:

1. Utility Information:
  - a. Mike Liebert, AT&T Project Manager
  - b. 143 N Erwin St, Cartersville, GA 30120
  - c. 678-276-5660, ml4389@att.com
2. Contractor Information:
  - a. Thomas Ilse, UC Synergetic, LLC
  - b. 123 N White St, Fort Mill, SC 29715
  - c. 803-548-5188, TIlse@ucseng.com
3. Representative Information:
  - a. UC Synergetic Permit Team
  - b. 123 N White St, Fort Mill, SC 29715
  - c. 803-835-6149, PermitsNC@ucseng.com
4. Project Work Dates:
  - a. Estimated begin date: 10/21/2018
  - b. Estimated end date: 1/21/2019
5. Scope of Work:
  - a. AT&T proposes to install fiber optic cable within the Putnam County area. Aerial cable will be lashed to existing cable. Buried cable will be directional bored. No pavement will be cut.

Once work has been reviewed and approved, please contact the representative listed above using the [PermitsNC@ucseng.com](mailto:PermitsNC@ucseng.com) e-mail address.

Thank you,

*Mike Liebert*

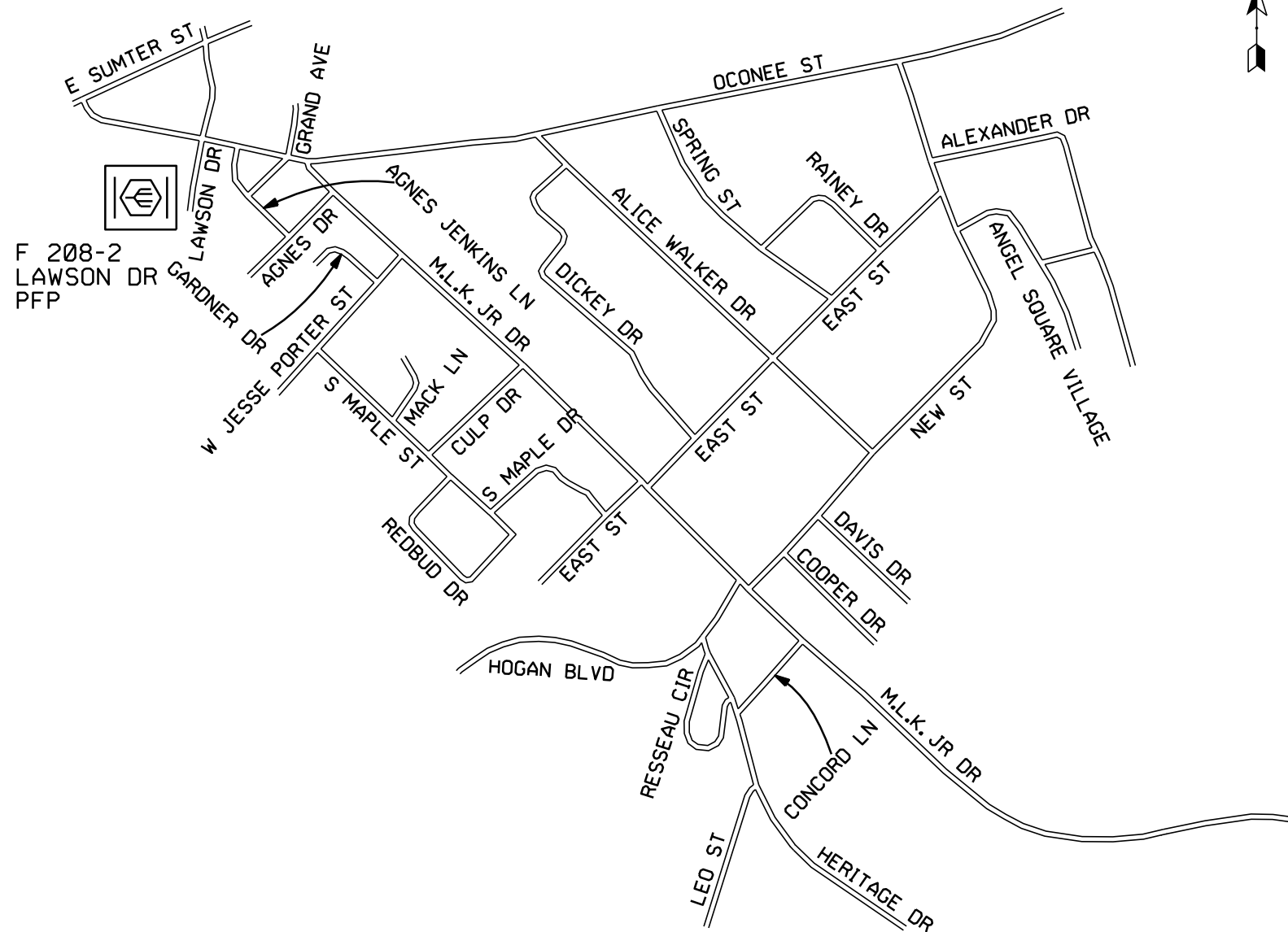
Mike Liebert  
AT&T  
Sr. Specialist, Technical Project MGMT

The following work as described below has  
been reviewed and approved by:

\_\_\_\_\_  
County Manager, Putnam County, GA

\_\_\_\_\_  
Date of approval

# VICINITY MAP



**PERMIT NOTE:**  
 -AT&T CONSTRUCTION FORCES TO LASH AERIAL FIBER CABLE TO EXISTING STRANDS WHERE SHOWN ON PERMIT DRAWINGS.  
 -AT&T CONSTRUCTION FORCES TO PLACE 10"X15" HANDHOLES AND BURIED FIBER CABLE & 1.25" INNERDUCT BY MACHINE BORE AT 24" DEPTH WHERE SHOWN ON PERMIT DRAWINGS.

SYMBOL LEGEND		
Proposed	Existing	Description
		AERIAL CABLE
		BURIED CABLE
		BUR JOINT-TRENCH
		BST POLE
		POWER POLE
		ANCHOR & GUY
		PUSH BRACE
		ENCLOSURE
		ENCLOSURE
		MANHOLE
		PIPE/CONDUIT
		CABLE MARKER
		AERIAL SVC WIRE
		BURIED SVC WIRE
		JOINT-TRENCH SVC
	N/A	BORE
	N/A	CUT PAVEMENT
	N/A	SPLICING PIT
	N/A	TRENCH LEN@DEPTH

**CALL BEFORE YOU DIG**

**DIAL 811**

TWO FULL BUS. DAYS BEFORE YOU DIG

IT IS THE CONTRACTORS RESPONSIBILITY TO CONTACT UTILITY COMPANIES PRIOR TO ANY CONSTRUCTION AS THE LOCATION OF UTILITIES SHOWN ON THIS PLAN ARE APPROXIMATE AND POSSIBLY INCOMPLETE. THEREFORE CERTIFICATION TO THE LOCATION OF ALL UNDERGROUND UTILITIES IS WITHHELD.

**GENERAL NOTE:**  
 RIGHT OF WAY MEASUREMENTS ARE SHOWN APPROXIMATE AND SHOULD BE FIELD VERIFIED PRIOR TO CONSTRUCTION

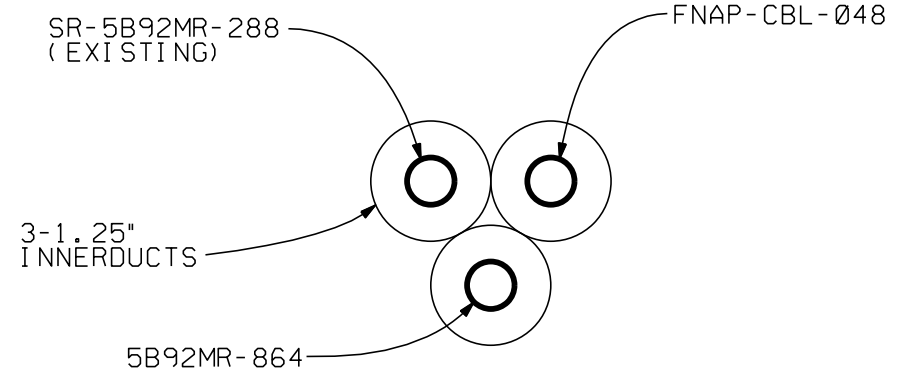
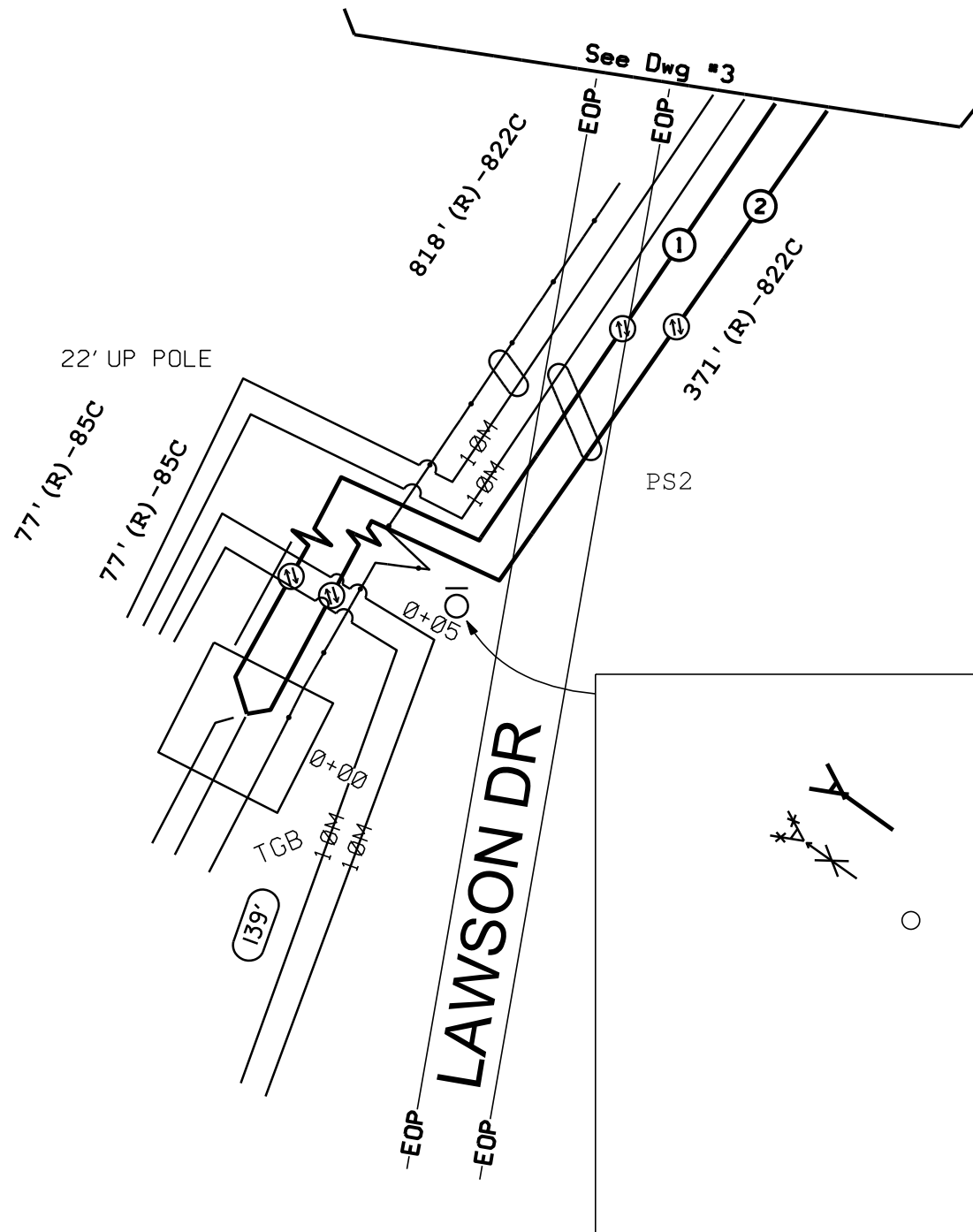
**TRAFFIC CONTROL TO BE HANDLED IN ACCORDANCE WITH THE LATEST APPROVED EDITION OF MUTCD**

<b>ATTSE</b>	
PROPOSED TELEPHONE FACILITIES ON RIGHT OF WAY OF 208 LAWSON DR	
COUNTY OF PUTNAM	
Exchange:	706485
Designer:	LIEBERT,MIKE
Phone:	678-276-5660
Authorization:	9RL6I089N
Dwg. <u>  1  </u> of <u>  60  </u>	

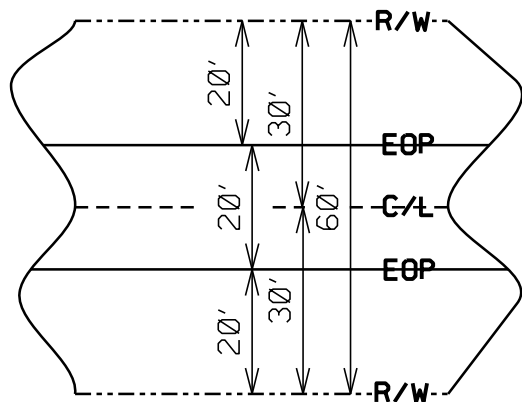


① PROPOSE AERIAL OPTIC FIBER CABLE  
SIZE OF FIBER: 48

② PROPOSE AERIAL OPTIC FIBER CABLE  
SIZE OF FIBER: 864



TYPICAL RIGHT-OF-WAY  
PROFILE MEASUREMENTS



R/W TO R/W: 60'  
EOP TO EOP: 20'  
BURIED FIBER PLACEMENT:  
8' FROM EOP @ 24" DEPTH

**CAUTION:**  
301V-15KV TO GRND

CALL BEFORE YOU DIG

DIAL 811

TWO FULL BUS. DAYS BEFORE YOU DIG

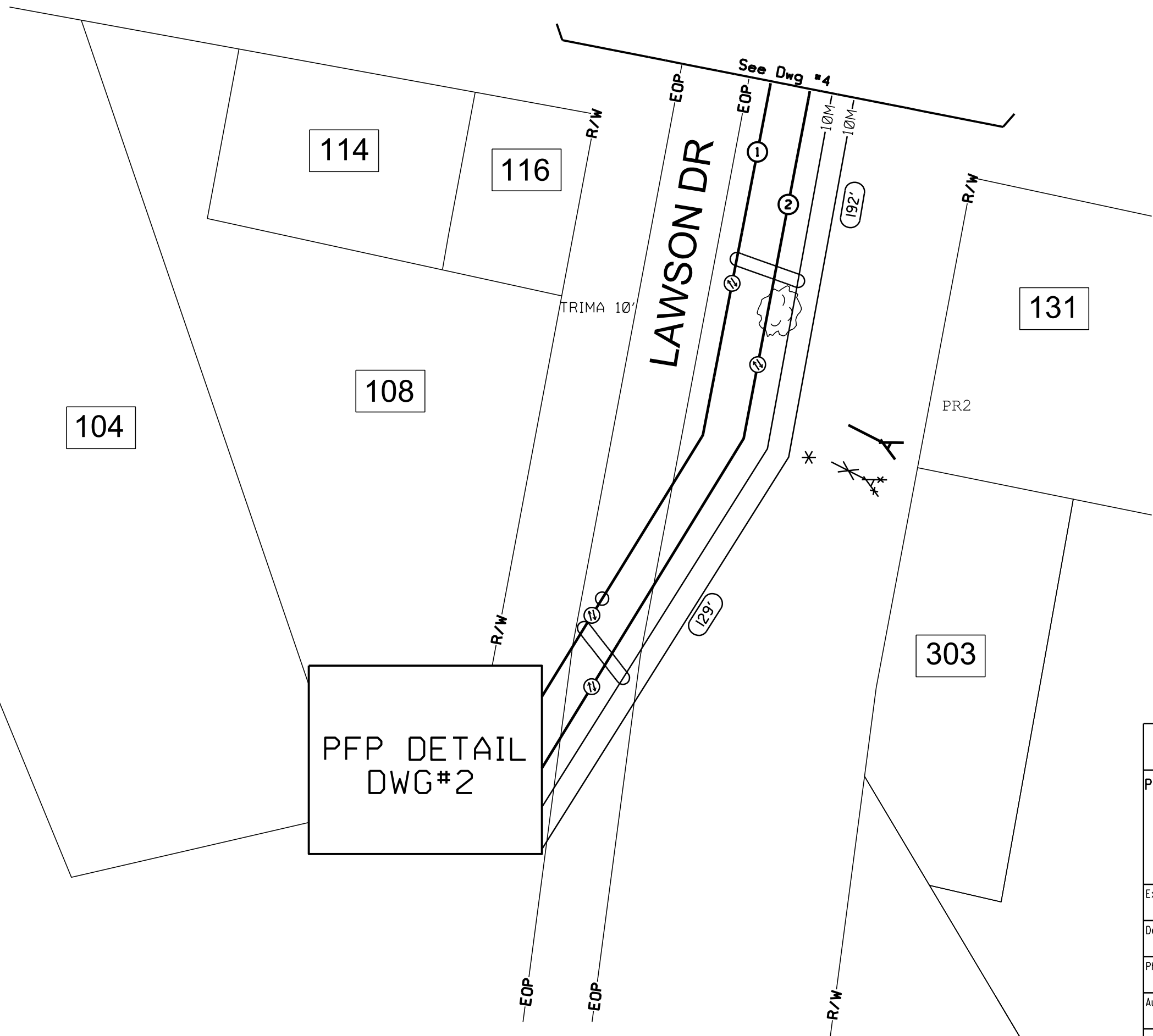
IT IS THE CONTRACTOR'S RESPONSIBILITY TO CONTACT UTILITY COMPANIES PRIOR TO ANY CONSTRUCTION AS THE LOCATION OF UTILITIES SHOWN ON THIS PLAN ARE APPROXIMATE AND POSSIBLY INCOMPLETE. THEREFORE CERTIFICATION TO THE LOCATION OF ALL UNDERGROUND UTILITIES IS WITHHELD.

GENERAL NOTE:  
RIGHT OF WAY MEASUREMENTS  
ARE SHOWN APPROXIMATE AND  
SHOULD BE FIELD VERIFIED  
PRIOR TO CONSTRUCTION

TRAFFIC CONTROL TO BE HANDLED  
IN ACCORDANCE WITH THE LATEST  
APPROVED EDITION OF MUTCD

<b>ATTSE</b>	
PROPOSED TELEPHONE FACILITIES ON RIGHT OF WAY OF LAWSON DR	
COUNTY OF PUTNAM	
Exchange:	706485
Designer:	LIEBERT, MIKE
Phone:	678-276-5660
Authorization:	9RL6I089N
Dwg. <u>  2  </u> of <u>  60  </u>	

- ① PROPOSE AERIAL OPTIC FIBER CABLE  
SIZE OF FIBER: 48
- ② PROPOSE AERIAL OPTIC FIBER CABLE  
SIZE OF FIBER: 864



**CALL BEFORE YOU DIG**

**DIAL 811**

TWO FULL BUS. DAYS BEFORE YOU DIG

IT IS THE CONTRACTORS RESPONSIBILITY TO CONTACT UTILITY COMPANIES PRIOR TO ANY CONSTRUCTION AS THE LOCATION OF UTILITIES SHOWN ON THIS PLAN ARE APPROXIMATE AND POSSIBLY INCOMPLETE. THEREFORE CERTIFICATION TO THE LOCATION OF ALL UNDERGROUND UTILITIES IS WITHHELD.

**GENERAL NOTE:**  
RIGHT OF WAY MEASUREMENTS  
ARE SHOWN APPROXIMATE AND  
SHOULD BE FIELD VERIFIED  
PRIOR TO CONSTRUCTION

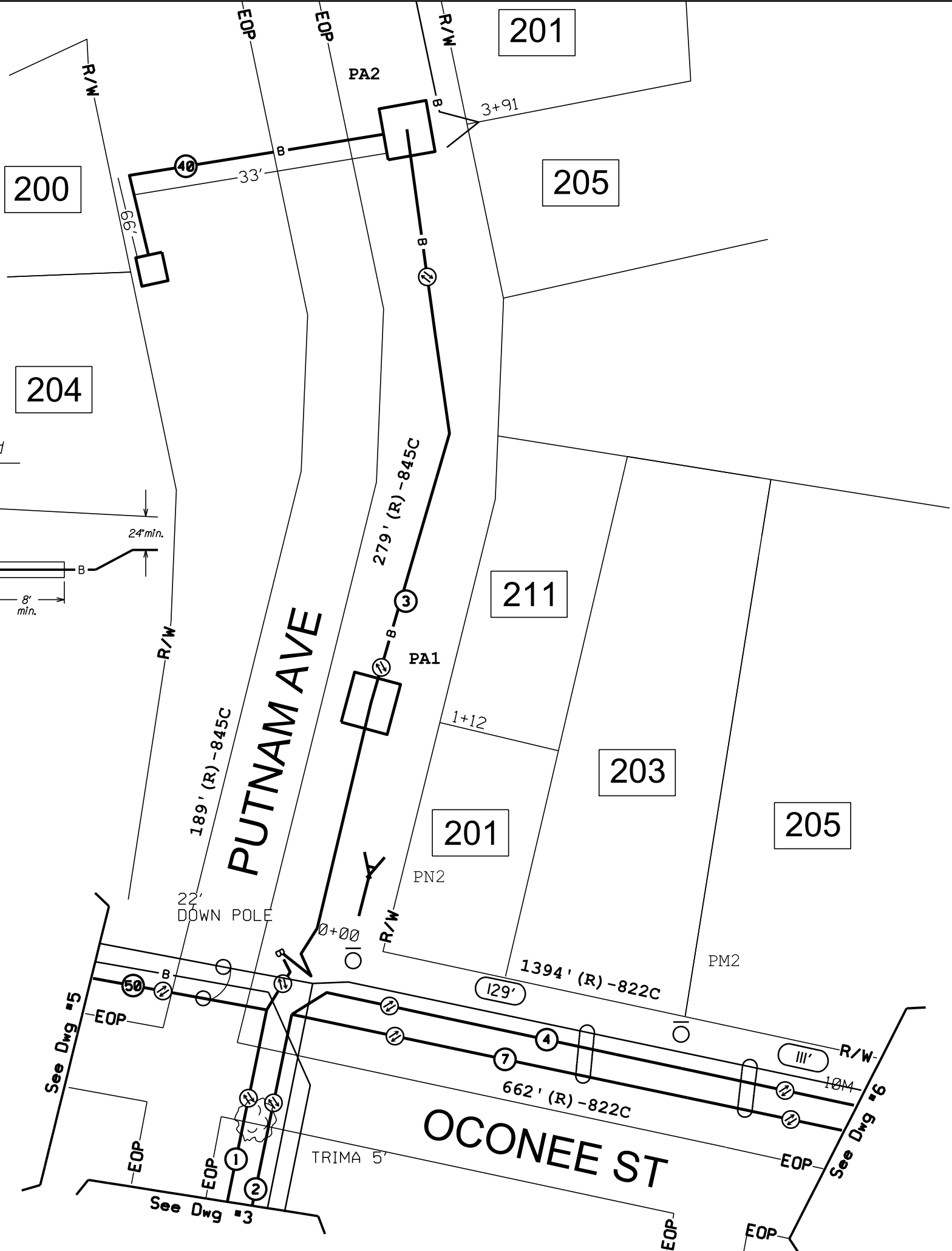
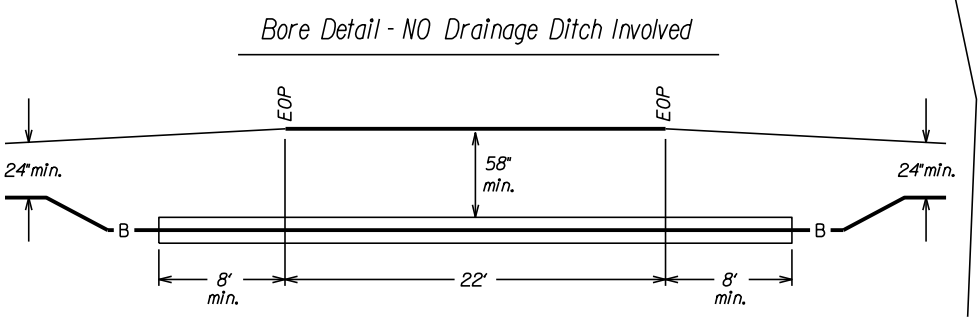
TRAFFIC CONTROL TO BE HANDLED  
IN ACCORDANCE WITH THE LATEST  
APPROVED EDITION OF MUTCD

**CAUTION:**  
301V-15KV TO GRND

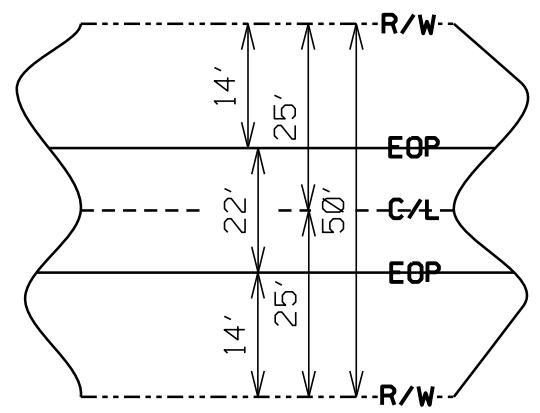
PFP DETAIL  
DWG#2

<b>ATTSE</b>	
PROPOSED TELEPHONE FACILITIES ON RIGHT OF WAY OF LAWSON DR	
COUNTY OF PUTNAM	
Exchange:	706485
Designer:	LIEBERT,MIKE
Phone:	678-276-5660
Authorization:	9RL6I089N
Dwg. <u>  3  </u> of <u>  60  </u>	

- ① PROPOSE AERIAL OPTIC FIBER CABLE  
SIZE OF FIBER: 48
- ② PROPOSE AERIAL OPTIC FIBER CABLE  
SIZE OF FIBER: 864
- ③ PROPOSE BURIED OPTIC FIBER CABLE  
SIZE OF FIBER: 24
- ④ PROPOSE AERIAL OPTIC FIBER CABLE  
SIZE OF FIBER: 48
- ⑦ PROPOSE AERIAL OPTIC FIBER CABLE  
SIZE OF FIBER: 864
- ⑩ PROPOSED 99' INNERDUCT
- ⑤⑩ PROPOSE AERIAL OPTIC FIBER CABLE  
SIZE OF FIBER: 48



**TYPICAL RIGHT-OF-WAY PROFILE MEASUREMENTS**



R/W TO R/W: 50'  
EOP TO EOP: 22'  
BURIED FIBER PLACEMENT:  
8' FROM EOP @ 24" DEPTH

**CALL BEFORE YOU DIG**

**DIAL 811**

TWO FULL BUS. DAYS BEFORE YOU DIG

IT IS THE CONTRACTORS RESPONSIBILITY TO CONTACT UTILITY COMPANIES PRIOR TO ANY CONSTRUCTION AS THE LOCATION OF UTILITIES SHOWN ON THIS PLAN ARE APPROXIMATE AND POSSIBLY INCOMPLETE. THEREFORE CERTIFICATION TO THE LOCATION OF ALL UNDERGROUND UTILITIES IS WITHHELD.

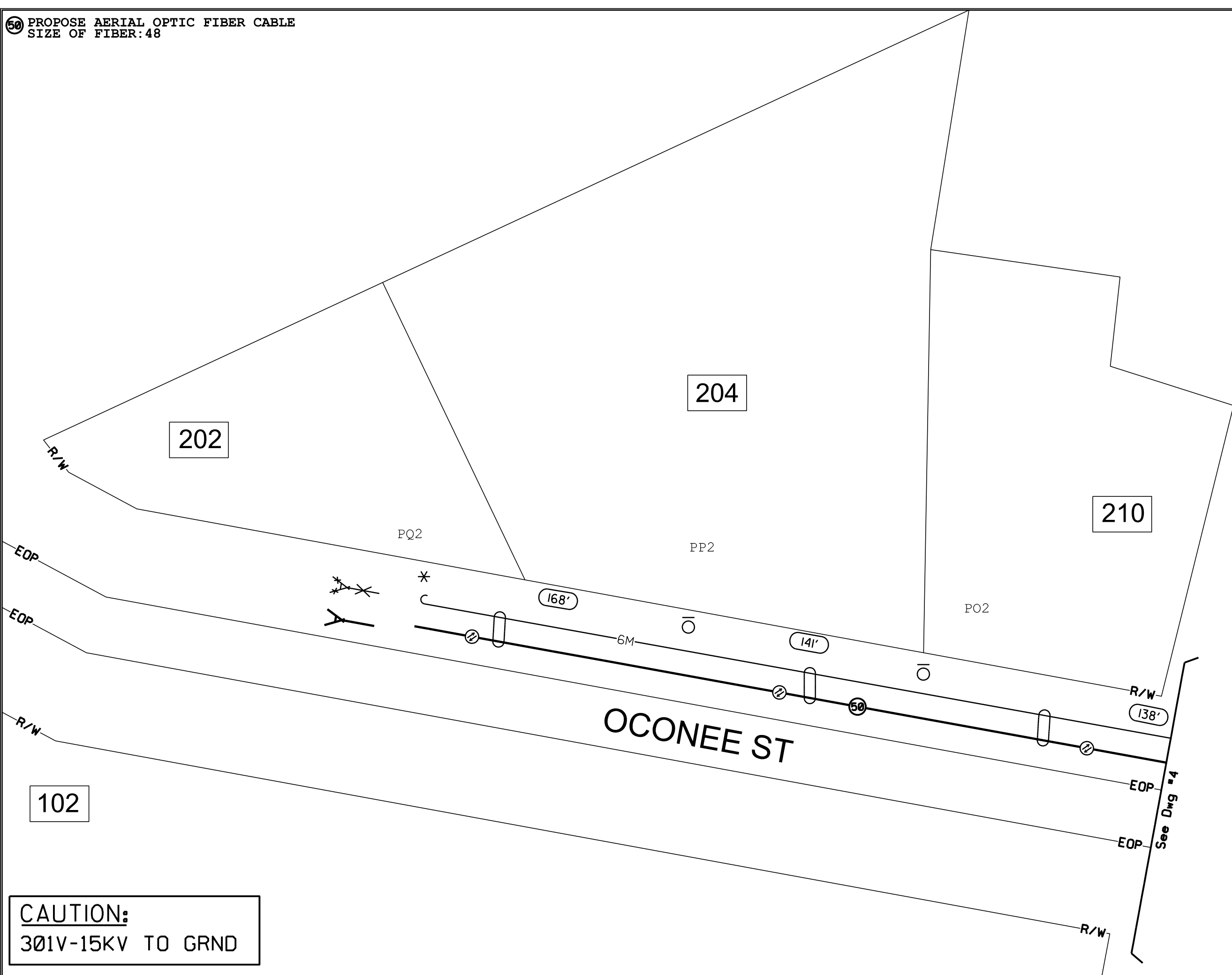
**GENERAL NOTE:**  
RIGHT OF WAY MEASUREMENTS ARE SHOWN APPROXIMATE AND SHOULD BE FIELD VERIFIED PRIOR TO CONSTRUCTION

**TRAFFIC CONTROL TO BE HANDLED IN ACCORDANCE WITH THE LATEST APPROVED EDITION OF MUTCD**

**CAUTION:**  
301V-15KV TO GRND

<b>ATTSE</b>	
PROPOSED TELEPHONE FACILITIES ON RIGHT OF WAY OF PUTNAM AVE	
COUNTY OF PUTNAM	
Exchange:	706485
Designer:	LIEBERT, MIKE
Phone:	678-276-5660
Authorization:	9RL6I089N
Dwg. <u>4</u> of <u>60</u>	

50 PROPOSE AERIAL OPTIC FIBER CABLE  
 SIZE OF FIBER: 48



**CALL BEFORE YOU DIG**



**DIAL 811**

TWO FULL BUS. DAYS BEFORE YOU DIG

IT IS THE CONTRACTORS RESPONSIBILITY TO CONTACT UTILITY COMPANIES PRIOR TO ANY CONSTRUCTION AS THE LOCATION OF UTILITIES SHOWN ON THIS PLAN ARE APPROXIMATE AND POSSIBLY INCOMPLETE. THEREFORE CERTIFICATION TO THE LOCATION OF ALL UNDERGROUND UTILITIES IS WITHHELD.


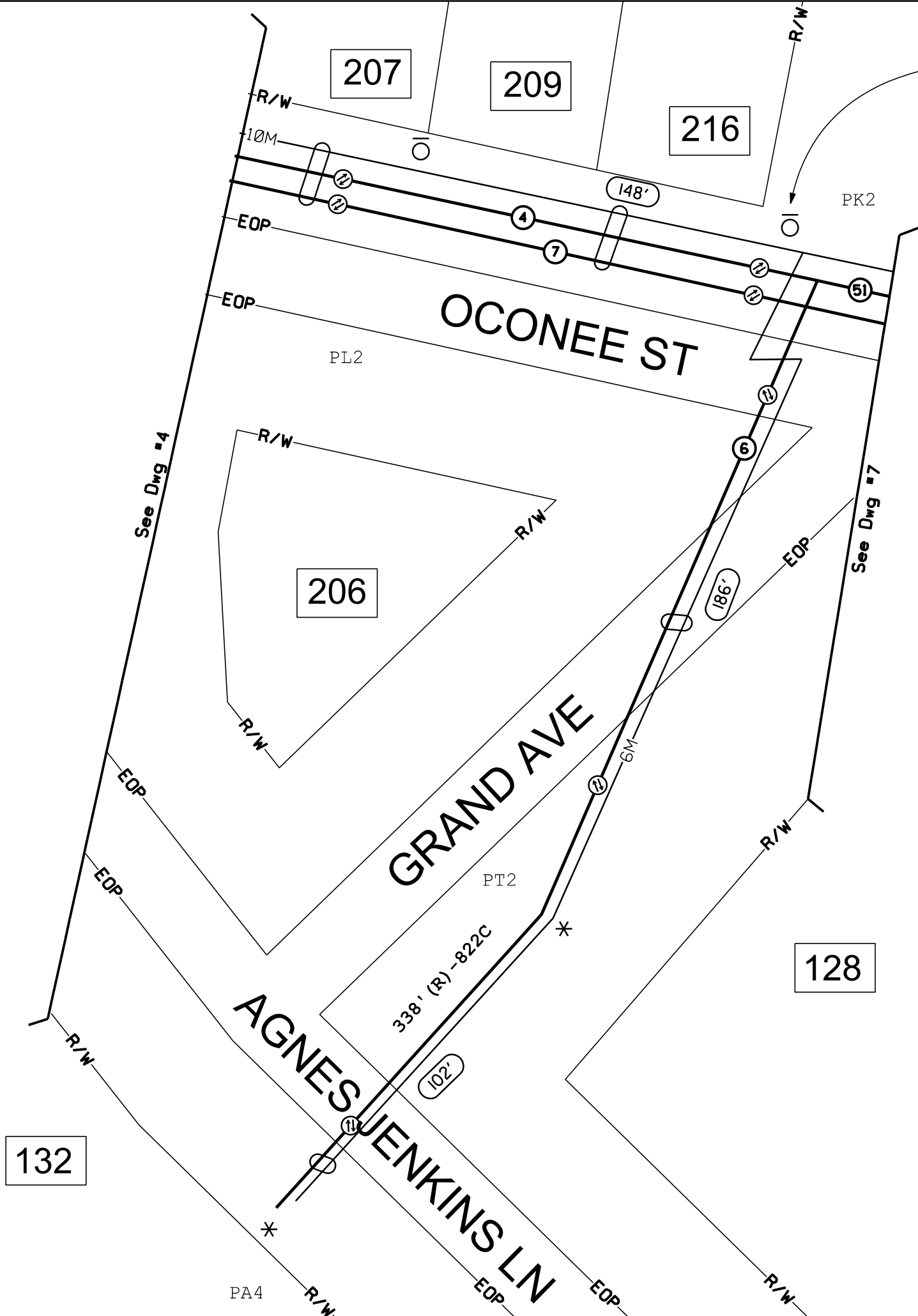
**GENERAL NOTE:**  
 RIGHT OF WAY MEASUREMENTS  
 ARE SHOWN APPROXIMATE AND  
 SHOULD BE FIELD VERIFIED  
 PRIOR TO CONSTRUCTION

TRAFFIC CONTROL TO BE HANDLED  
 IN ACCORDANCE WITH THE LATEST  
 APPROVED EDITION OF MUTCD

<b>ATTSE</b>	
PROPOSED TELEPHONE FACILITIES ON RIGHT OF WAY OF OCONEE ST	
COUNTY OF PUTNAM	
Exchange:	706485
Designer:	LIEBERT, MIKE
Phone:	678-276-5660
Authorization:	9RL61089N
Dwg. <u>  5  </u> of <u>  60  </u>	

**CAUTION:**  
 3Ø1V-15KV TO GRND

- ④ PROPOSE AERIAL OPTIC FIBER CABLE  
SIZE OF FIBER:48
- ⑥ PROPOSE AERIAL OPTIC FIBER CABLE  
SIZE OF FIBER:24
- ⑦ PROPOSE AERIAL OPTIC FIBER CABLE  
SIZE OF FIBER:864
- ⑤① PROPOSE AERIAL OPTIC FIBER CABLE  
SIZE OF FIBER:48



**CALL BEFORE YOU DIG**



**DIAL 811**

TWO FULL BUS. DAYS BEFORE YOU DIG

IT IS THE CONTRACTORS RESPONSIBILITY TO CONTACT UTILITY COMPANIES PRIOR TO ANY CONSTRUCTION AS THE LOCATION OF UTILITIES SHOWN ON THIS PLAN ARE APPROXIMATE AND POSSIBLY INCOMPLETE. THEREFORE CERTIFICATION TO THE LOCATION OF ALL UNDERGROUND UTILITIES IS WITHHELD.

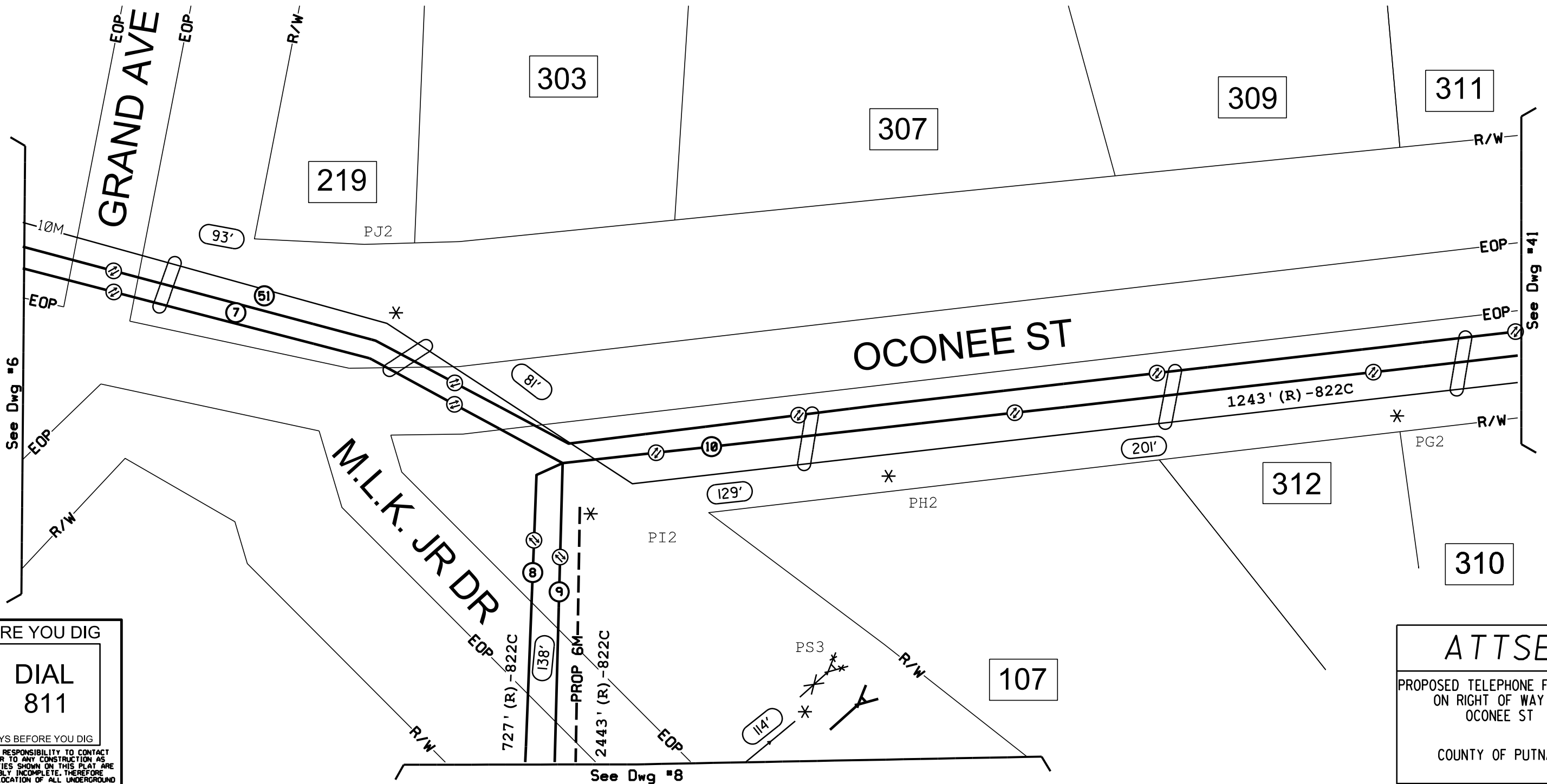
**GENERAL NOTE:**  
RIGHT OF WAY MEASUREMENTS ARE SHOWN APPROXIMATE AND SHOULD BE FIELD VERIFIED PRIOR TO CONSTRUCTION

TRAFFIC CONTROL TO BE HANDLED IN ACCORDANCE WITH THE LATEST APPROVED EDITION OF MUTCD

**CAUTION:**  
301V-15KV TO GRND

<b>ATTSE</b>	
PROPOSED TELEPHONE FACILITIES ON RIGHT OF WAY OF OCONEE ST	
COUNTY OF PUTNAM	
Exchange:	706485
Designer:	LIEBERT,MIKE
Phone:	678-276-5660
Authorization:	9RL6I089N
Dwg. <u>6</u> of <u>60</u>	

- ⑦ PROPOSE AERIAL OPTIC FIBER CABLE  
SIZE OF FIBER: 864
- ⑧ PROPOSE AERIAL OPTIC FIBER CABLE  
SIZE OF FIBER: 216
- ⑨ PROPOSE AERIAL OPTIC FIBER CABLE  
SIZE OF FIBER: 288
- ⑩ PROPOSE AERIAL OPTIC FIBER CABLE  
SIZE OF FIBER: 288
- ⑤① PROPOSE AERIAL OPTIC FIBER CABLE  
SIZE OF FIBER: 48



**CALL BEFORE YOU DIG**

**DIAL 811**

TWO FULL BUS. DAYS BEFORE YOU DIG

IT IS THE CONTRACTORS RESPONSIBILITY TO CONTACT UTILITY COMPANIES PRIOR TO ANY CONSTRUCTION AS THE LOCATION OF UTILITIES SHOWN ON THIS PLAN ARE APPROXIMATE AND POSSIBLY INCOMPLETE. THEREFORE CERTIFICATION TO THE LOCATION OF ALL UNDERGROUND UTILITIES IS WITHHELD.

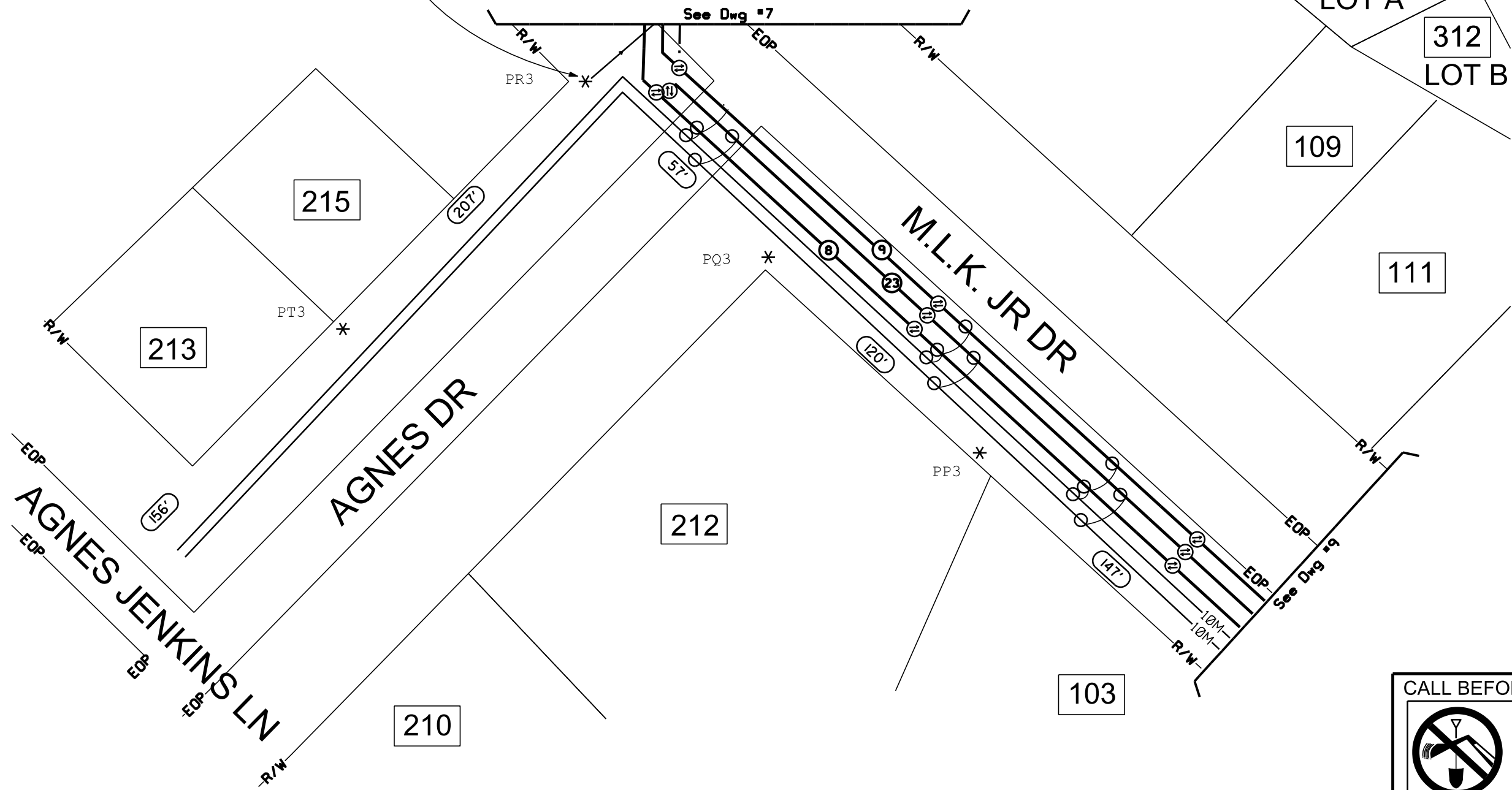
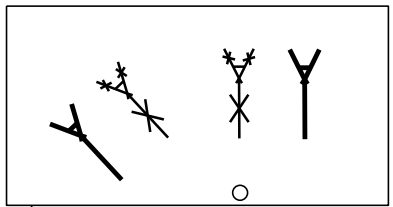
**GENERAL NOTE:**  
RIGHT OF WAY MEASUREMENTS ARE SHOWN APPROXIMATE AND SHOULD BE FIELD VERIFIED PRIOR TO CONSTRUCTION

TRAFFIC CONTROL TO BE HANDLED IN ACCORDANCE WITH THE LATEST APPROVED EDITION OF MUTCD

**CAUTION:**  
301V-15KV TO GRND

<b>ATTSE</b>	
PROPOSED TELEPHONE FACILITIES ON RIGHT OF WAY OF OCONEE ST	
COUNTY OF PUTNAM	
Exchange:	706485
Designer:	LIEBERT, MIKE
Phone:	678-276-5660
Authorization:	9RL61089N
Dwg. <u>7</u> of <u>60</u>	

- ⑧ PROPOSE AERIAL OPTIC FIBER CABLE  
SIZE OF FIBER:216
- ⑨ PROPOSE AERIAL OPTIC FIBER CABLE  
SIZE OF FIBER:288
- ⑳ PROPOSE AERIAL OPTIC FIBER CABLE  
SIZE OF FIBER:24



**CAUTION:**  
301V-15KV TO GRND

CALL BEFORE YOU DIG

**DIAL 811**

TWO FULL BUS. DAYS BEFORE YOU DIG

IT IS THE CONTRACTORS RESPONSIBILITY TO CONTACT UTILITY COMPANIES PRIOR TO ANY CONSTRUCTION AS THE LOCATION OF UTILITIES SHOWN ON THIS PLAN ARE APPROXIMATE AND POSSIBLY INCOMPLETE. THEREFORE CERTIFICATION TO THE LOCATION OF ALL UNDERGROUND UTILITIES IS WITHHELD.

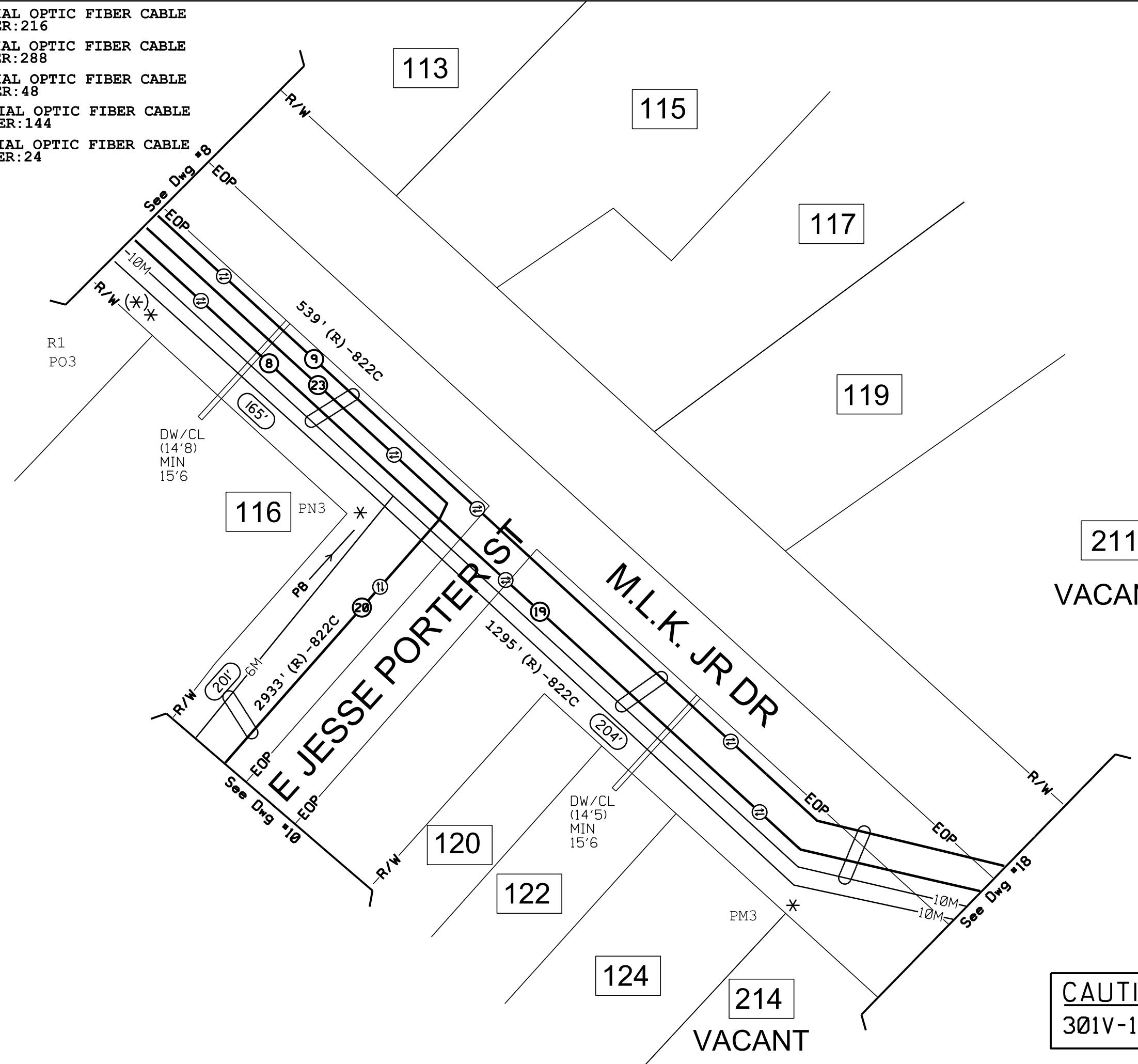
**GENERAL NOTE:**  
RIGHT OF WAY MEASUREMENTS ARE SHOWN APPROXIMATE AND SHOULD BE FIELD VERIFIED PRIOR TO CONSTRUCTION

**TRAFFIC CONTROL TO BE HANDLED IN ACCORDANCE WITH THE LATEST APPROVED EDITION OF MUTCD**

**ATTSE**  
PROPOSED TELEPHONE FACILITIES ON RIGHT OF WAY OF M.L.K. JR DR  
COUNTY OF PUTNAM

Exchange:	706485
Designer:	LIEBERT,MIKE
Phone:	678-276-5660
Authorization:	9RL6I089N
Dwg. <u>8</u> of <u>60</u>	

- ⑧ PROPOSE AERIAL OPTIC FIBER CABLE  
SIZE OF FIBER:216
- ⑨ PROPOSE AERIAL OPTIC FIBER CABLE  
SIZE OF FIBER:288
- ⑰ PROPOSE AERIAL OPTIC FIBER CABLE  
SIZE OF FIBER:48
- ⑳ PROPOSE AERIAL OPTIC FIBER CABLE  
SIZE OF FIBER:144
- ㉓ PROPOSE AERIAL OPTIC FIBER CABLE  
SIZE OF FIBER:24



**CALL BEFORE YOU DIG**



**DIAL 811**

TWO FULL BUS. DAYS BEFORE YOU DIG

IT IS THE CONTRACTORS RESPONSIBILITY TO CONTACT UTILITY COMPANIES PRIOR TO ANY CONSTRUCTION AS THE LOCATION OF UTILITIES SHOWN ON THIS PLAN ARE APPROXIMATE AND POSSIBLY INCOMPLETE. THEREFORE CERTIFICATION TO THE LOCATION OF ALL UNDERGROUND UTILITIES IS WITHHELD.

**GENERAL NOTE:**  
RIGHT OF WAY MEASUREMENTS ARE SHOWN APPROXIMATE AND SHOULD BE FIELD VERIFIED PRIOR TO CONSTRUCTION

TRAFFIC CONTROL TO BE HANDLED IN ACCORDANCE WITH THE LATEST APPROVED EDITION OF MUTCD

<b>ATTSE</b>	
PROPOSED TELEPHONE FACILITIES ON RIGHT OF WAY OF M.L.K. JR DR	
COUNTY OF PUTNAM	
Exchange:	706485
Designer:	LIEBERT,MIKE
Phone:	678-276-5660
Authorization:	9RL6I089N
Dwg. <u>  9  </u> of <u> 60 </u>	

**CAUTION:**  
3Ø1V-15KV TO GRND



20 PROPOSE AERIAL OPTIC FIBER CABLE  
 SIZE OF FIBER: 144

102

100

211

207

209

203

206

204

204

200

GARDNER DR

E JESSE PORTER ST

**CAUTION:**  
 301V-15KV TO GRND

CALL BEFORE YOU DIG



DIAL  
811

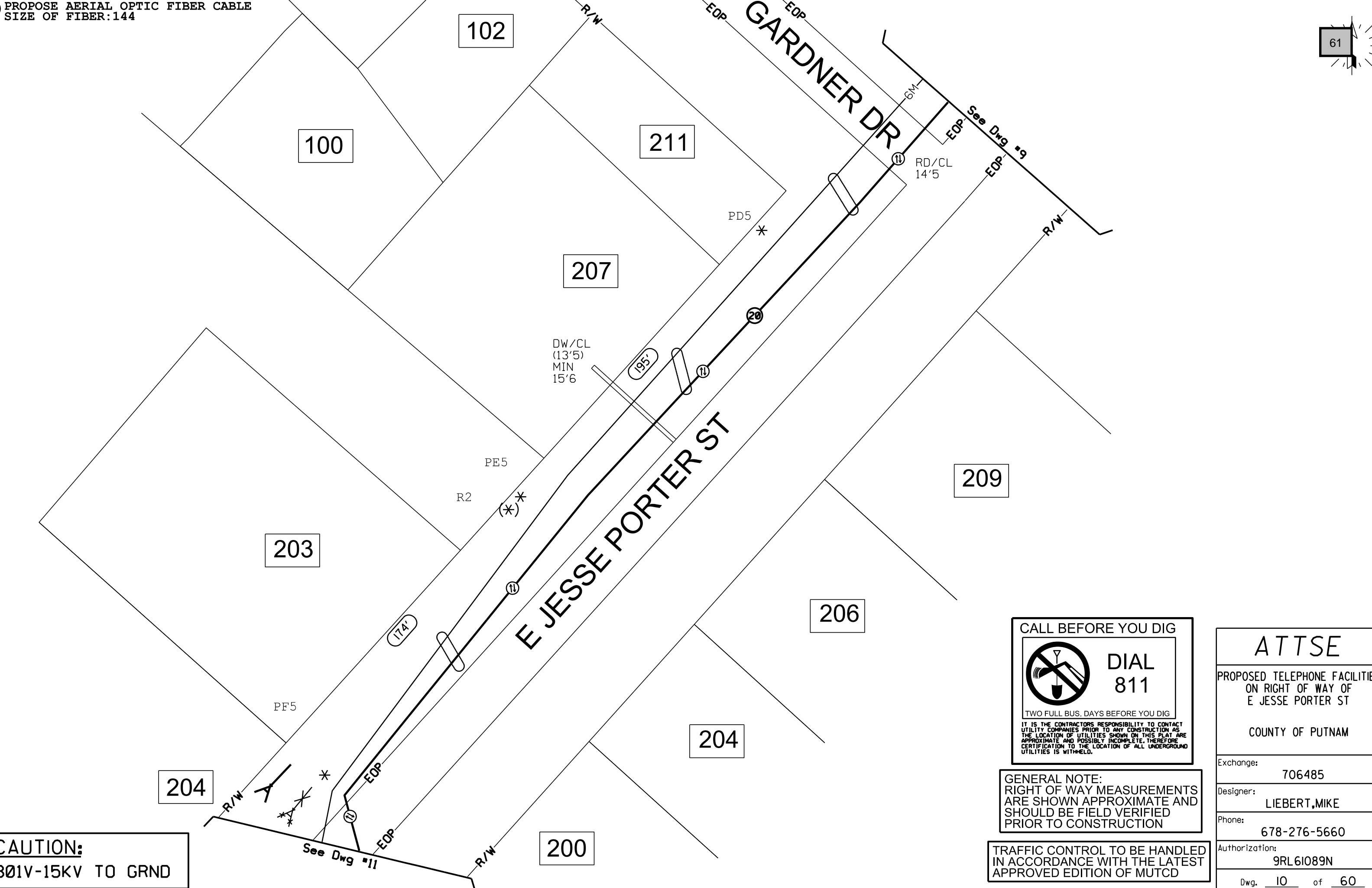
TWO FULL BUS. DAYS BEFORE YOU DIG

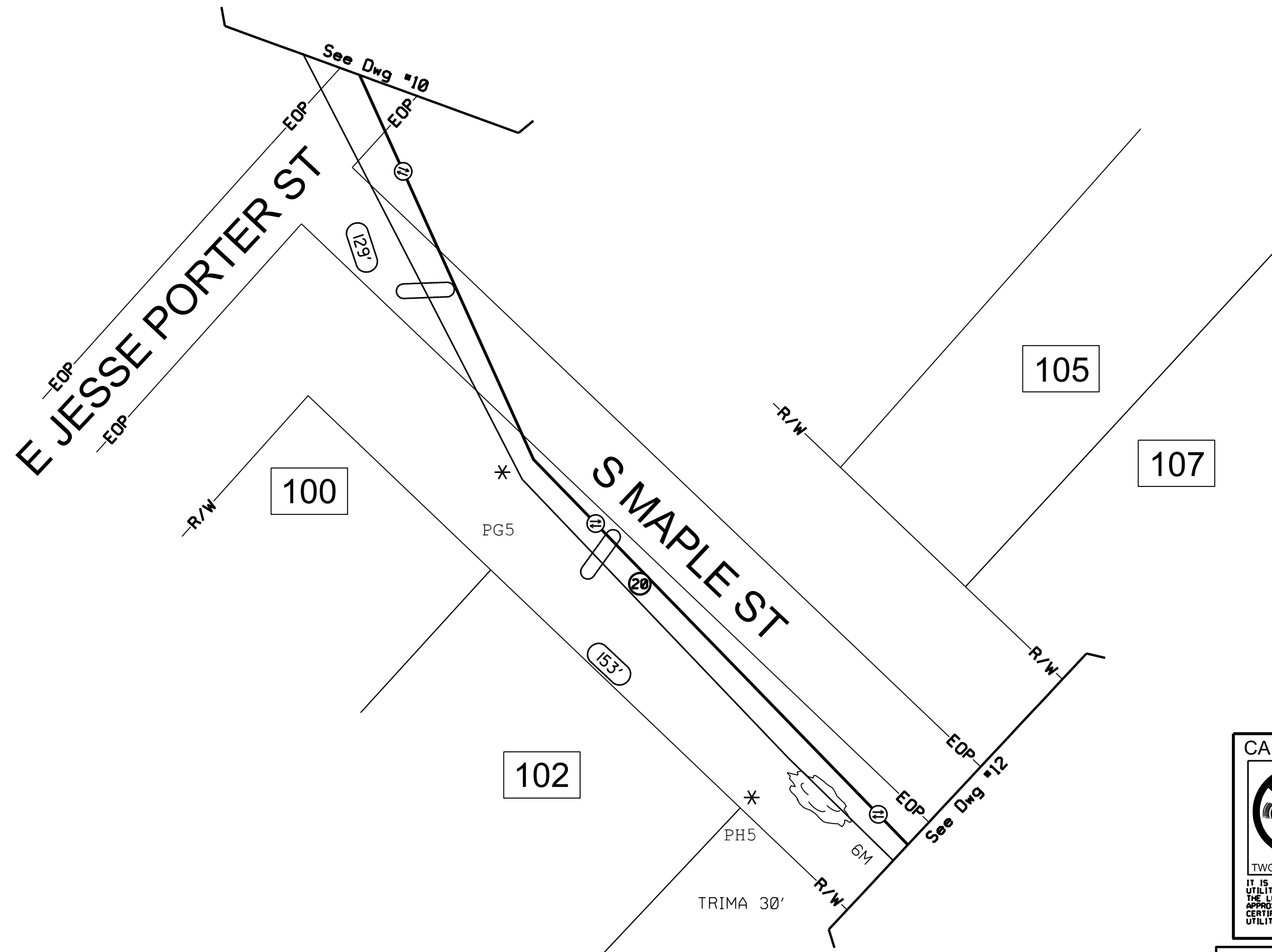
IT IS THE CONTRACTORS RESPONSIBILITY TO CONTACT UTILITY COMPANIES PRIOR TO ANY CONSTRUCTION AS THE LOCATION OF UTILITIES SHOWN ON THIS PLAT ARE APPROXIMATE AND POSSIBLY INCOMPLETE. THEREFORE CERTIFICATION TO THE LOCATION OF ALL UNDERGROUND UTILITIES IS WITHHELD.

GENERAL NOTE:  
 RIGHT OF WAY MEASUREMENTS  
 ARE SHOWN APPROXIMATE AND  
 SHOULD BE FIELD VERIFIED  
 PRIOR TO CONSTRUCTION

TRAFFIC CONTROL TO BE HANDLED  
 IN ACCORDANCE WITH THE LATEST  
 APPROVED EDITION OF MUTCD

<b>ATTSE</b>	
PROPOSED TELEPHONE FACILITIES ON RIGHT OF WAY OF E JESSE PORTER ST	
COUNTY OF PUTNAM	
Exchange:	706485
Designer:	LIEBERT, MIKE
Phone:	678-276-5660
Authorization:	9RL6I089N
Dwg. <u>10</u> of <u>60</u>	





**CAUTION:**  
 301V-15KV TO GRND

CALL BEFORE YOU DIG



DIAL  
811

TWO FULL BUS. DAYS BEFORE YOU DIG

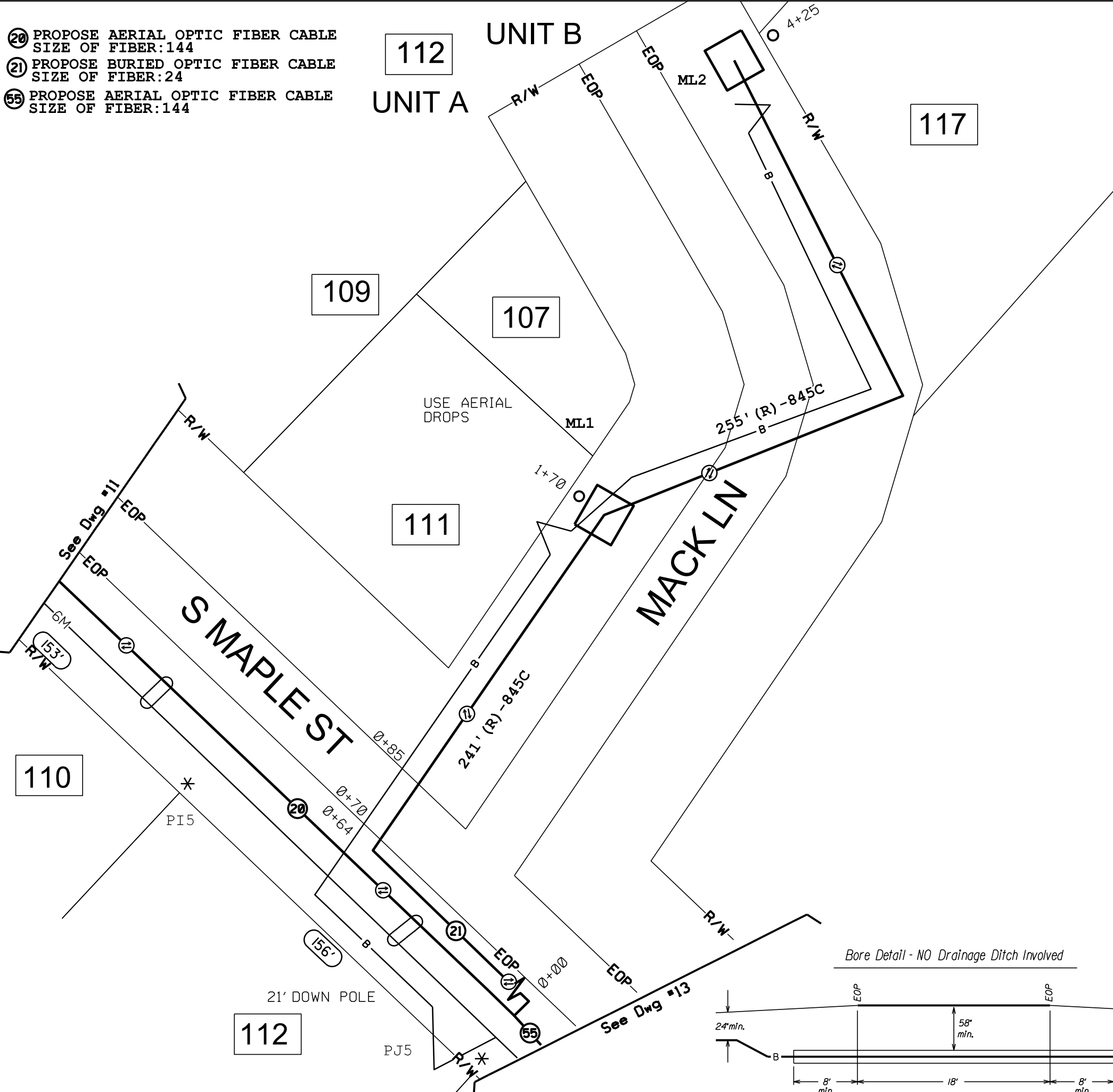
IT IS THE CONTRACTORS RESPONSIBILITY TO CONTACT UTILITY COMPANIES PRIOR TO ANY CONSTRUCTION AS THE LOCATION OF UTILITIES SHOWN ON THIS PLAN ARE APPROXIMATE AND POSSIBLY INCOMPLETE. THEREFORE CERTIFICATION TO THE LOCATION OF ALL UNDERGROUND UTILITIES IS WITHHELD.

GENERAL NOTE:  
 RIGHT OF WAY MEASUREMENTS  
 ARE SHOWN APPROXIMATE AND  
 SHOULD BE FIELD VERIFIED  
 PRIOR TO CONSTRUCTION

TRAFFIC CONTROL TO BE HANDLED  
 IN ACCORDANCE WITH THE LATEST  
 APPROVED EDITION OF MUTCD

<b>ATTSE</b>	
PROPOSED TELEPHONE FACILITIES ON RIGHT OF WAY OF S MAPLE ST	
COUNTY OF PUTNAM	
Exchange:	706485
Designer:	LIEBERT, MIKE
Phone:	678-276-5660
Authorization:	9RL6I089N
Dwg. <u>  11  </u> of <u>  60  </u>	

- 20 PROPOSE AERIAL OPTIC FIBER CABLE  
SIZE OF FIBER:144
- 21 PROPOSE BURIED OPTIC FIBER CABLE  
SIZE OF FIBER:24
- 55 PROPOSE AERIAL OPTIC FIBER CABLE  
SIZE OF FIBER:144



**CALL BEFORE YOU DIG**

**DIAL 811**

TWO FULL BUS. DAYS BEFORE YOU DIG

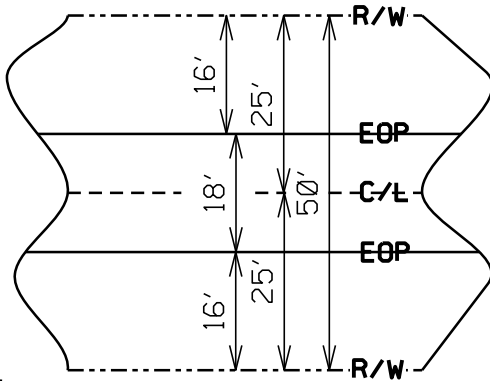
IT IS THE CONTRACTORS RESPONSIBILITY TO CONTACT UTILITY COMPANIES PRIOR TO ANY CONSTRUCTION AS THE LOCATION OF UTILITIES SHOWN ON THIS PLAN ARE APPROXIMATE AND POSSIBLY INCOMPLETE. THEREFORE CERTIFICATION TO THE LOCATION OF ALL UNDERGROUND UTILITIES IS WITHHELD.

**GENERAL NOTE:**  
RIGHT OF WAY MEASUREMENTS ARE SHOWN APPROXIMATE AND SHOULD BE FIELD VERIFIED PRIOR TO CONSTRUCTION

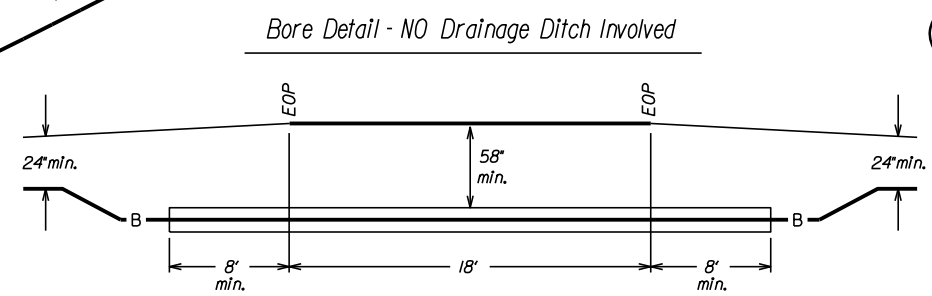
TRAFFIC CONTROL TO BE HANDLED IN ACCORDANCE WITH THE LATEST APPROVED EDITION OF MUTCD

**CAUTION:**  
301V-15KV TO GRND

**TYPICAL RIGHT-OF-WAY PROFILE MEASUREMENTS**



R/W TO R/W: 50'  
EOP TO EOP: 18'  
BURIED FIBER PLACEMENT:  
8' FROM EOP @ 24" DEPTH



<b>ATTSE</b>	
PROPOSED TELEPHONE FACILITIES ON RIGHT OF WAY OF S MAPLE ST	
COUNTY OF PUTNAM	
Exchange:	706485
Designer:	LIEBERT,MIKE
Phone:	678-276-5660
Authorization:	9RL6I089N
Dwg. <u>12</u> of <u>60</u>	

PARKING LOT

CULP DR

S MAPLE ST

135

133

131

127

116

128

125

PA7

PK5

DW/CL  
(14'11")  
MIN  
15'6"

182' (R) - 822C

See Dwg #14

See Dwg #12

183'

132'

159'

6M

6M

TRIMA 30'

TRIMA 20'

**CAUTION:**  
301V-15KV TO GRND

CALL BEFORE YOU DIG



**DIAL 811**

TWO FULL BUS. DAYS BEFORE YOU DIG

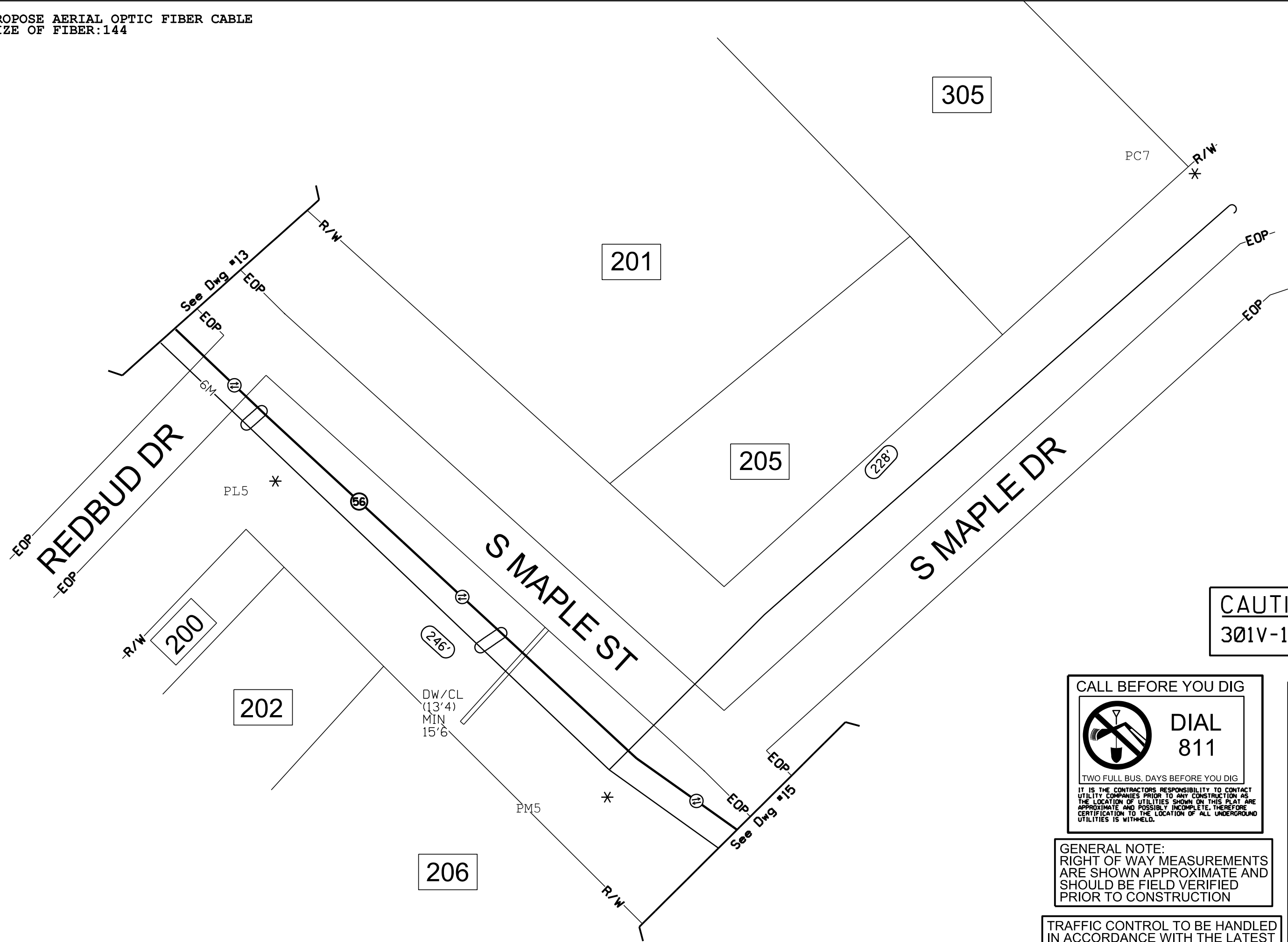
IT IS THE CONTRACTORS RESPONSIBILITY TO CONTACT UTILITY COMPANIES PRIOR TO ANY CONSTRUCTION AS THE LOCATION OF UTILITIES SHOWN ON THIS PLAT ARE APPROXIMATE AND POSSIBLY INCOMPLETE. THEREFORE CERTIFICATION TO THE LOCATION OF ALL UNDERGROUND UTILITIES IS WITHHELD.

**GENERAL NOTE:**  
RIGHT OF WAY MEASUREMENTS  
ARE SHOWN APPROXIMATE AND  
SHOULD BE FIELD VERIFIED  
PRIOR TO CONSTRUCTION

TRAFFIC CONTROL TO BE HANDLED  
IN ACCORDANCE WITH THE LATEST  
APPROVED EDITION OF MUTCD

<b>ATTSE</b>	
PROPOSED TELEPHONE FACILITIES ON RIGHT OF WAY OF S MAPLE ST	
COUNTY OF PUTNAM	
Exchange:	706485
Designer:	LIEBERT, MIKE
Phone:	678-276-5660
Authorization:	9RL6I089N
Dwg. <u>13</u> of <u>60</u>	

- 22 PROPOSE AERIAL OPTIC FIBER CABLE  
SIZE OF FIBER: 24
- 55 PROPOSE AERIAL OPTIC FIBER CABLE  
SIZE OF FIBER: 144
- 56 PROPOSE AERIAL OPTIC FIBER CABLE  
SIZE OF FIBER: 144



**CAUTION:**  
 301V-15KV TO GRND

**CALL BEFORE YOU DIG**

**DIAL 811**

TWO FULL BUS. DAYS BEFORE YOU DIG

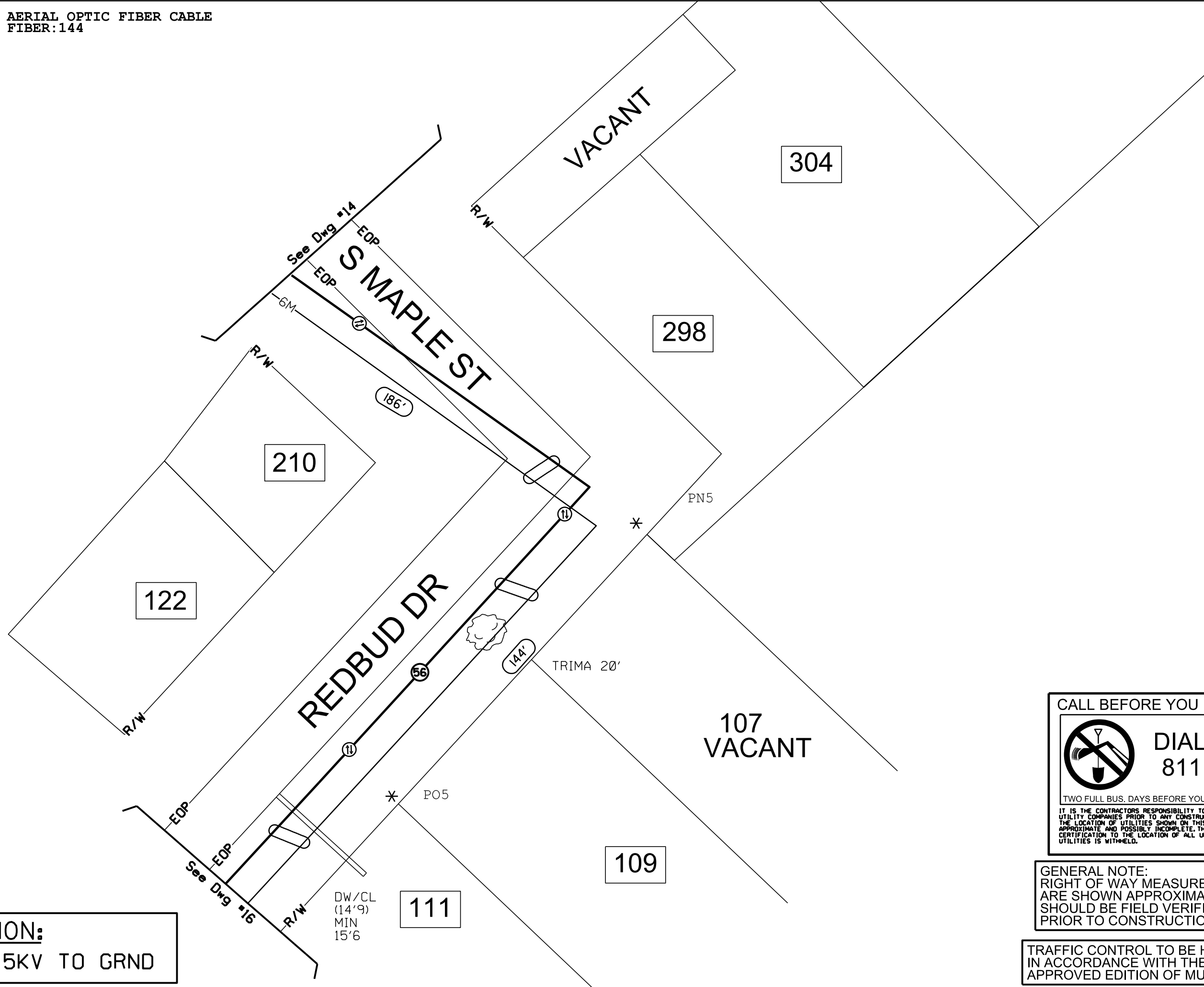
IT IS THE CONTRACTORS RESPONSIBILITY TO CONTACT UTILITY COMPANIES PRIOR TO ANY CONSTRUCTION AS THE LOCATION OF UTILITIES SHOWN ON THIS PLAN ARE APPROXIMATE AND POSSIBLY INCOMPLETE. THEREFORE CERTIFICATION TO THE LOCATION OF ALL UNDERGROUND UTILITIES IS WITHHELD.

**GENERAL NOTE:**  
 RIGHT OF WAY MEASUREMENTS  
 ARE SHOWN APPROXIMATE AND  
 SHOULD BE FIELD VERIFIED  
 PRIOR TO CONSTRUCTION

TRAFFIC CONTROL TO BE HANDLED  
 IN ACCORDANCE WITH THE LATEST  
 APPROVED EDITION OF MUTCD

<b>ATTSE</b>	
PROPOSED TELEPHONE FACILITIES ON RIGHT OF WAY OF S MAPLE ST	
COUNTY OF PUTNAM	
Exchange:	706485
Designer:	LIEBERT, MIKE
Phone:	678-276-5660
Authorization:	9RL6I089N
Dwg. <u>14</u> of <u>60</u>	

56 PROPOSE AERIAL OPTIC FIBER CABLE  
 SIZE OF FIBER: 144



**CAUTION:**  
 301V-15KV TO GRND

**CALL BEFORE YOU DIG**

**DIAL 811**

TWO FULL BUS. DAYS BEFORE YOU DIG

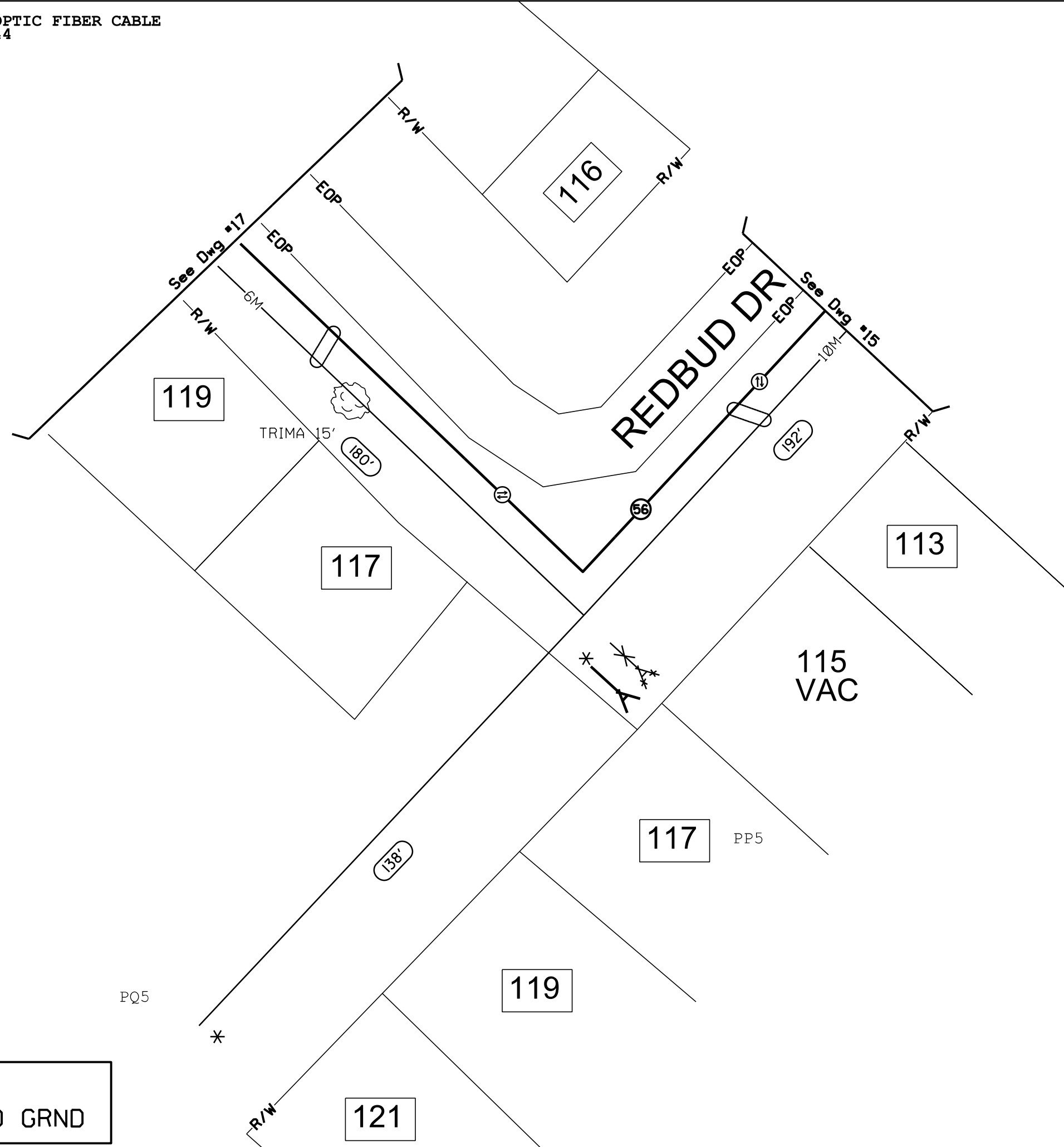
IT IS THE CONTRACTORS RESPONSIBILITY TO CONTACT UTILITY COMPANIES PRIOR TO ANY CONSTRUCTION AS THE LOCATION OF UTILITIES SHOWN ON THIS PLAN ARE APPROXIMATE AND POSSIBLY INCOMPLETE. THEREFORE CERTIFICATION TO THE LOCATION OF ALL UNDERGROUND UTILITIES IS WITHHELD.

**GENERAL NOTE:**  
 RIGHT OF WAY MEASUREMENTS  
 ARE SHOWN APPROXIMATE AND  
 SHOULD BE FIELD VERIFIED  
 PRIOR TO CONSTRUCTION

TRAFFIC CONTROL TO BE HANDLED  
 IN ACCORDANCE WITH THE LATEST  
 APPROVED EDITION OF MUTCD


<b>ATTSE</b>	
PROPOSED TELEPHONE FACILITIES ON RIGHT OF WAY OF S MAPLE ST	
COUNTY OF PUTNAM	
Exchange:	706485
Designer:	LIEBERT, MIKE
Phone:	678-276-5660
Authorization:	9RL6I089N
Dwg. <u>15</u> of <u>60</u>	

56 PROPOSE AERIAL OPTIC FIBER CABLE  
 SIZE OF FIBER:144



**CAUTION:**  
 3Ø1V-15KV TO GRND

**CALL BEFORE YOU DIG**



**DIAL 811**

TWO FULL BUS. DAYS BEFORE YOU DIG

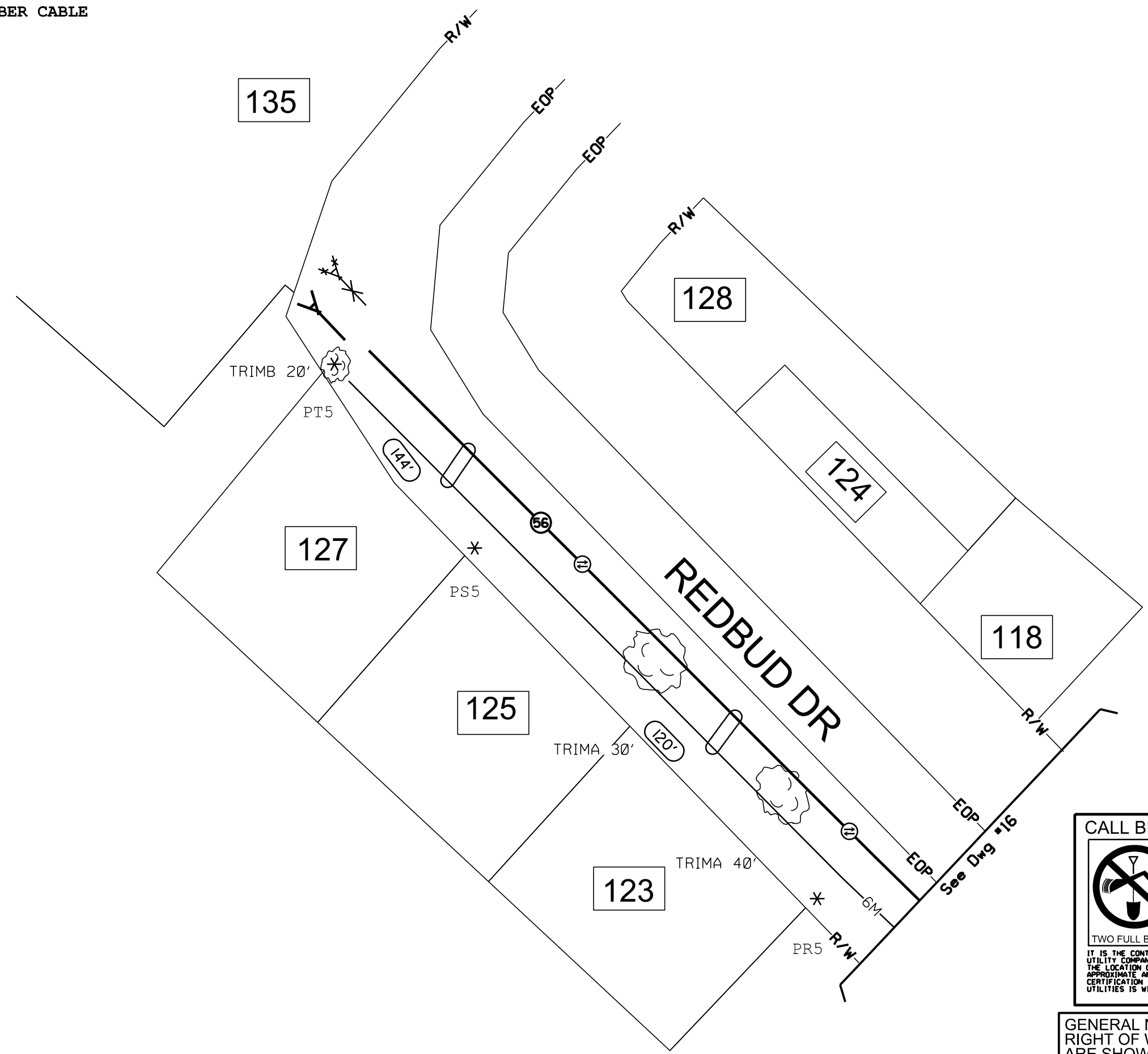
IT IS THE CONTRACTORS RESPONSIBILITY TO CONTACT UTILITY COMPANIES PRIOR TO ANY CONSTRUCTION AS THE LOCATION OF UTILITIES SHOWN ON THIS PLAN ARE APPROXIMATE AND POSSIBLY INCOMPLETE. THEREFORE CERTIFICATION TO THE LOCATION OF ALL UNDERGROUND UTILITIES IS WITHHELD.

**GENERAL NOTE:**  
 RIGHT OF WAY MEASUREMENTS  
 ARE SHOWN APPROXIMATE AND  
 SHOULD BE FIELD VERIFIED  
 PRIOR TO CONSTRUCTION

TRAFFIC CONTROL TO BE HANDLED  
 IN ACCORDANCE WITH THE LATEST  
 APPROVED EDITION OF MUTCD

<b>ATTSE</b>	
PROPOSED TELEPHONE FACILITIES ON RIGHT OF WAY OF REDBUD DR	
COUNTY OF PUTNAM	
Exchange:	706485
Designer:	LIEBERT,MIKE
Phone:	678-276-5660
Authorization:	9RL6I089N
Dwg. <u>16</u> of <u>60</u>	

56 PROPOSE AERIAL OPTIC FIBER CABLE  
 SIZE OF FIBER:144



**CAUTION:**  
 301V-15KV TO GRND

**CALL BEFORE YOU DIG**

**DIAL 811**

TWO FULL BUS. DAYS BEFORE YOU DIG

IT IS THE CONTRACTORS RESPONSIBILITY TO CONTACT UTILITY COMPANIES PRIOR TO ANY CONSTRUCTION AS THE LOCATION OF UTILITIES SHOWN ON THIS PLAT ARE APPROXIMATE AND POSSIBLY INCOMPLETE. THEREFORE CERTIFICATION TO THE LOCATION OF ALL UNDERGROUND UTILITIES IS WITHHELD.

**GENERAL NOTE:**  
 RIGHT OF WAY MEASUREMENTS  
 ARE SHOWN APPROXIMATE AND  
 SHOULD BE FIELD VERIFIED  
 PRIOR TO CONSTRUCTION

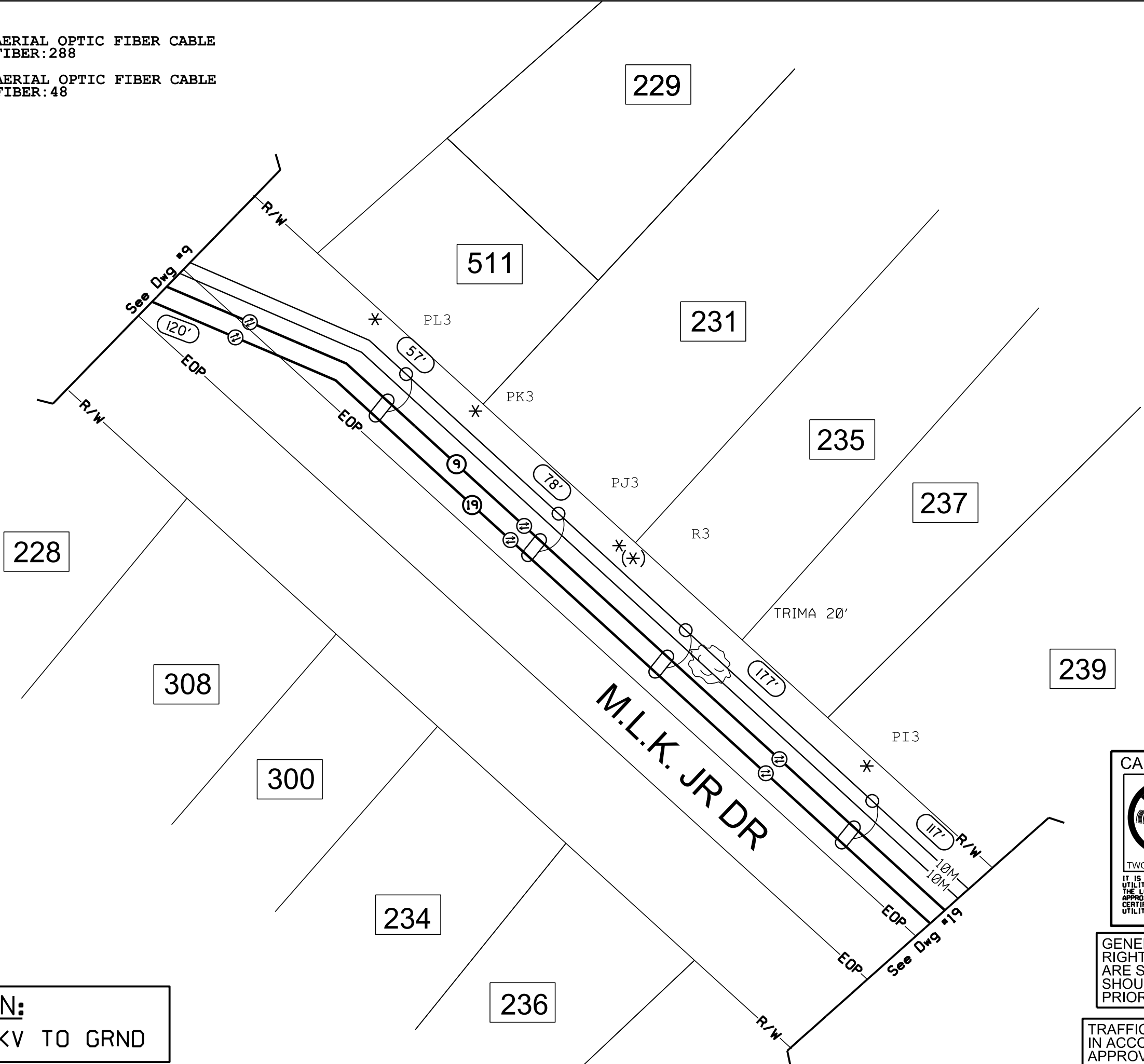
TRAFFIC CONTROL TO BE HANDLED  
 IN ACCORDANCE WITH THE LATEST  
 APPROVED EDITION OF MUTCD

<b>ATTSE</b>	
PROPOSED TELEPHONE FACILITIES ON RIGHT OF WAY OF REDBUD DR	
COUNTY OF PUTNAM	
Exchange:	706485
Designer:	LIEBERT,MIKE
Phone:	678-276-5660
Authorization:	9RL6I089N
Dwg. <u>17</u> of <u>60</u>	



9 PROPOSE AERIAL OPTIC FIBER CABLE  
SIZE OF FIBER:288

19 PROPOSE AERIAL OPTIC FIBER CABLE  
SIZE OF FIBER:48



**CAUTION:**  
3Ø1V-15KV TO GRND

CALL BEFORE YOU DIG

**DIAL 811**

TWO FULL BUS. DAYS BEFORE YOU DIG

IT IS THE CONTRACTORS RESPONSIBILITY TO CONTACT UTILITY COMPANIES PRIOR TO ANY CONSTRUCTION AS THE LOCATION OF UTILITIES SHOWN ON THIS PLAN ARE APPROXIMATE AND POSSIBLY INCOMPLETE. THEREFORE CERTIFICATION TO THE LOCATION OF ALL UNDERGROUND UTILITIES IS WITHHELD.

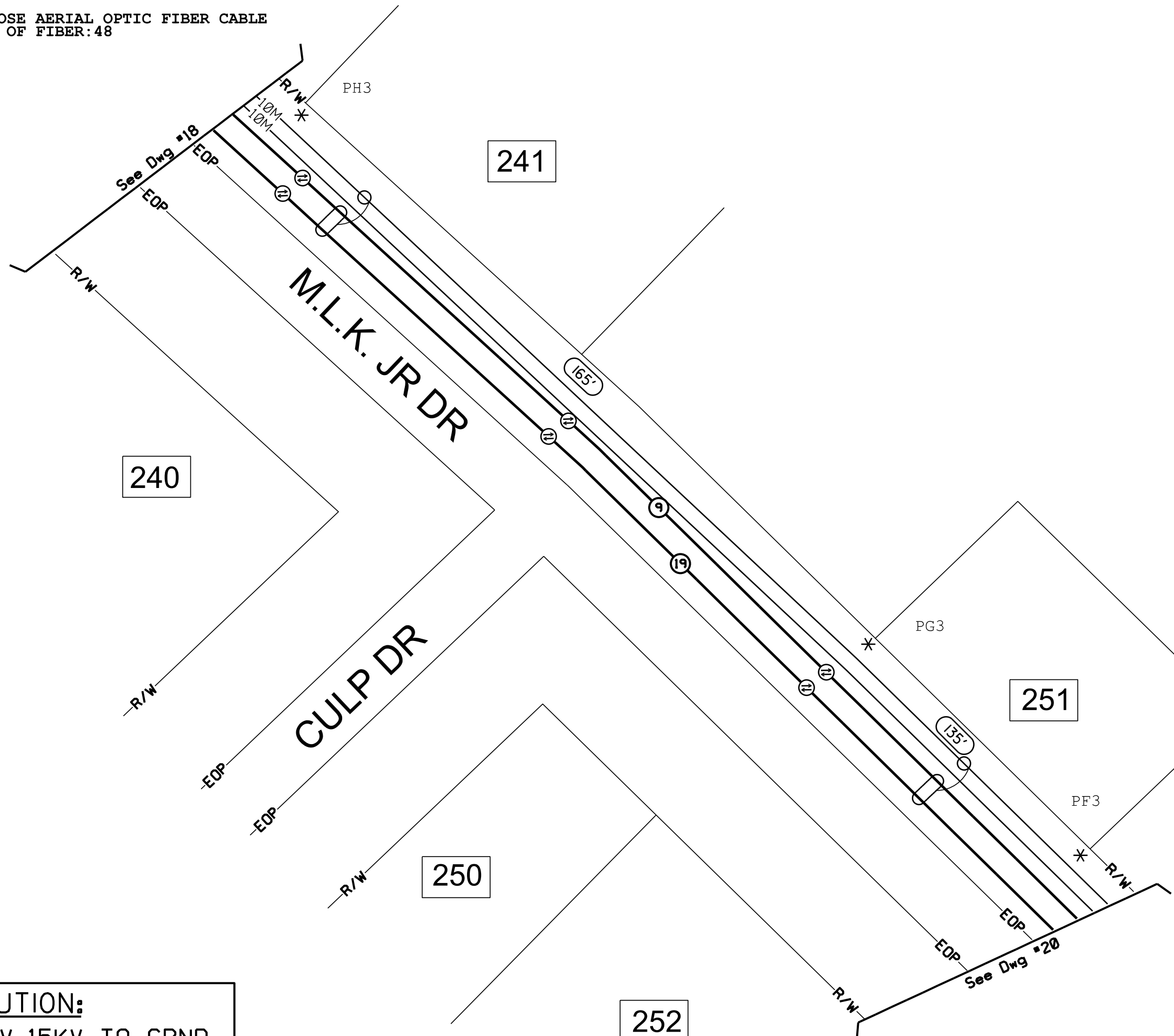
GENERAL NOTE:  
RIGHT OF WAY MEASUREMENTS  
ARE SHOWN APPROXIMATE AND  
SHOULD BE FIELD VERIFIED  
PRIOR TO CONSTRUCTION

TRAFFIC CONTROL TO BE HANDLED  
IN ACCORDANCE WITH THE LATEST  
APPROVED EDITION OF MUTCD

<b>ATTSE</b>	
PROPOSED TELEPHONE FACILITIES ON RIGHT OF WAY OF M.L.K. JR DR	
COUNTY OF PUTNAM	
Exchange:	706485
Designer:	LIEBERT,MIKE
Phone:	678-276-5660
Authorization:	9RL6I089N
Dwg. <u>18</u> of <u>60</u>	

9 PROPOSE AERIAL OPTIC FIBER CABLE  
SIZE OF FIBER:288

19 PROPOSE AERIAL OPTIC FIBER CABLE  
SIZE OF FIBER:48



**CAUTION:**  
301V-15KV TO GRND

**CALL BEFORE YOU DIG**

**DIAL 811**

TWO FULL BUS. DAYS BEFORE YOU DIG

IT IS THE CONTRACTORS RESPONSIBILITY TO CONTACT UTILITY COMPANIES PRIOR TO ANY CONSTRUCTION AS THE LOCATION OF UTILITIES SHOWN ON THIS PLAN ARE APPROXIMATE AND POSSIBLY INCOMPLETE. THEREFORE CERTIFICATION TO THE LOCATION OF ALL UNDERGROUND UTILITIES IS WITHHELD.

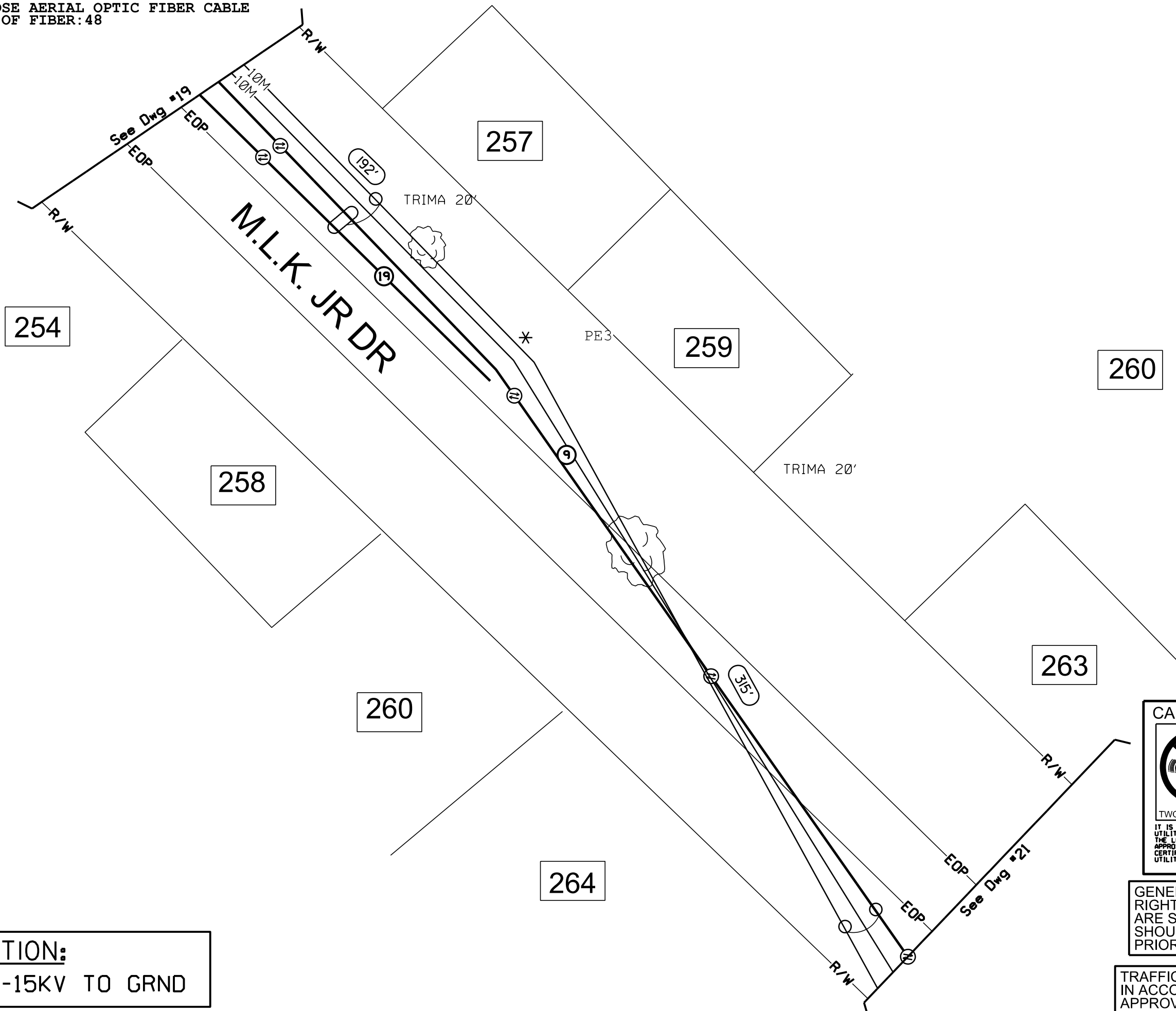
**GENERAL NOTE:**  
RIGHT OF WAY MEASUREMENTS  
ARE SHOWN APPROXIMATE AND  
SHOULD BE FIELD VERIFIED  
PRIOR TO CONSTRUCTION

**TRAFFIC CONTROL TO BE HANDLED  
IN ACCORDANCE WITH THE LATEST  
APPROVED EDITION OF MUTCD**

<b>ATTSE</b>	
PROPOSED TELEPHONE FACILITIES ON RIGHT OF WAY OF M.L.K. JR DR	
COUNTY OF PUTNAM	
Exchange:	706485
Designer:	LIEBERT,MIKE
Phone:	678-276-5660
Authorization:	9RL6I089N
Dwg. <u>19</u> of <u>60</u>	

9 PROPOSE AERIAL OPTIC FIBER CABLE  
SIZE OF FIBER:288

19 PROPOSE AERIAL OPTIC FIBER CABLE  
SIZE OF FIBER:48



254

257

258

259

260

260

263

264

**CAUTION:**  
3Ø1V-15KV TO GRND

CALL BEFORE YOU DIG

**DIAL 811**

TWO FULL BUS. DAYS BEFORE YOU DIG

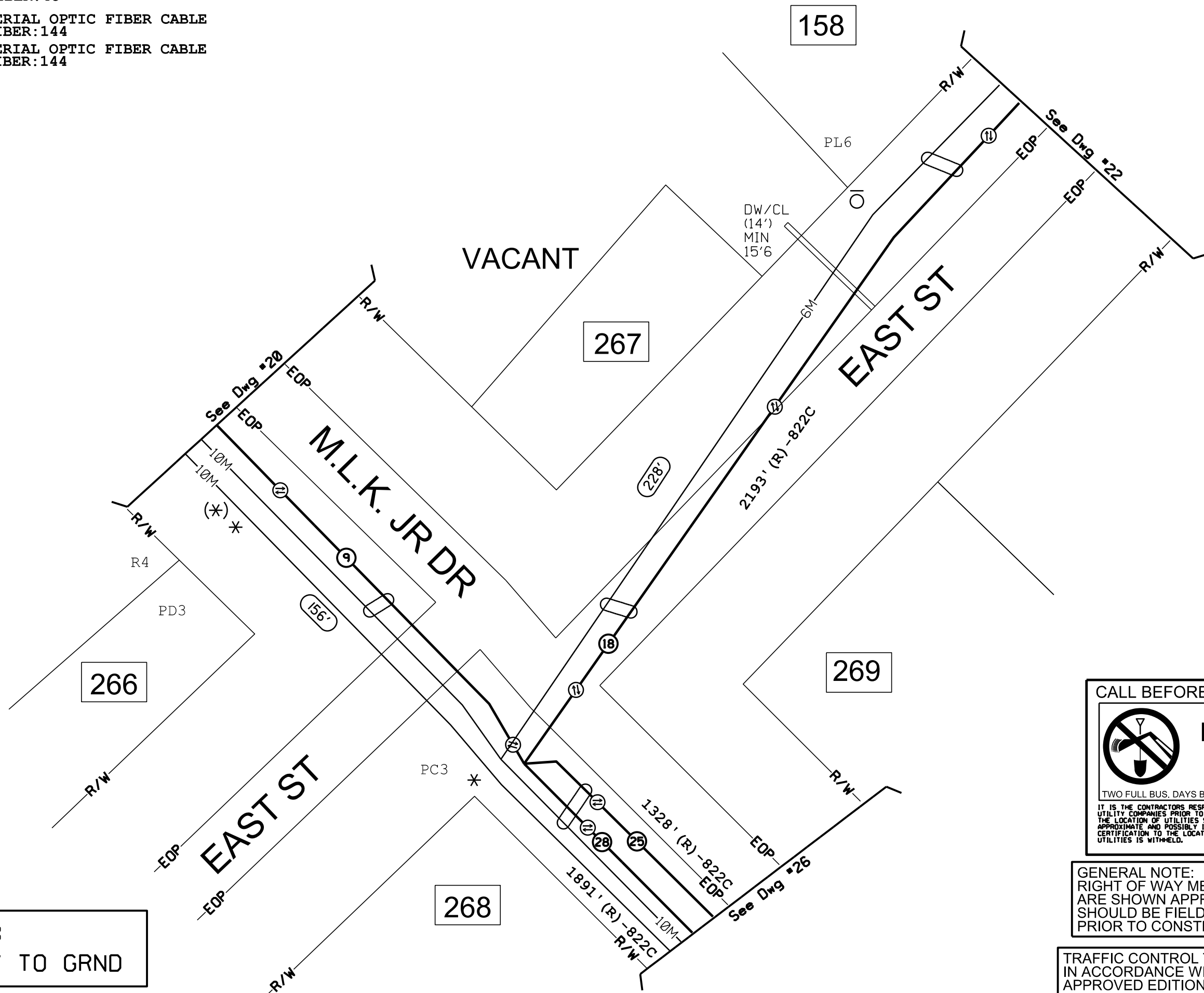
IT IS THE CONTRACTORS RESPONSIBILITY TO CONTACT UTILITY COMPANIES PRIOR TO ANY CONSTRUCTION AS THE LOCATION OF UTILITIES SHOWN ON THIS PLAN ARE APPROXIMATE AND POSSIBLY INCOMPLETE. THEREFORE CERTIFICATION TO THE LOCATION OF ALL UNDERGROUND UTILITIES IS WITHHELD.

GENERAL NOTE:  
RIGHT OF WAY MEASUREMENTS  
ARE SHOWN APPROXIMATE AND  
SHOULD BE FIELD VERIFIED  
PRIOR TO CONSTRUCTION

TRAFFIC CONTROL TO BE HANDLED  
IN ACCORDANCE WITH THE LATEST  
APPROVED EDITION OF MUTCD

<b>ATTSE</b>	
PROPOSED TELEPHONE FACILITIES ON RIGHT OF WAY OF M.L.K. JR DR	
COUNTY OF PUTNAM	
Exchange:	706485
Designer:	LIEBERT,MIKE
Phone:	678-276-5660
Authorization:	9RL6I089N
Dwg. <u>20</u> of <u>60</u>	

- 9 PROPOSE AERIAL OPTIC FIBER CABLE  
SIZE OF FIBER:288
- 18 PROPOSE AERIAL OPTIC FIBER CABLE  
SIZE OF FIBER:48
- 25 PROPOSE AERIAL OPTIC FIBER CABLE  
SIZE OF FIBER:144
- 28 PROPOSE AERIAL OPTIC FIBER CABLE  
SIZE OF FIBER:144



**CAUTION:**  
301V-15KV TO GRND

CALL BEFORE YOU DIG

**DIAL 811**

TWO FULL BUS. DAYS BEFORE YOU DIG

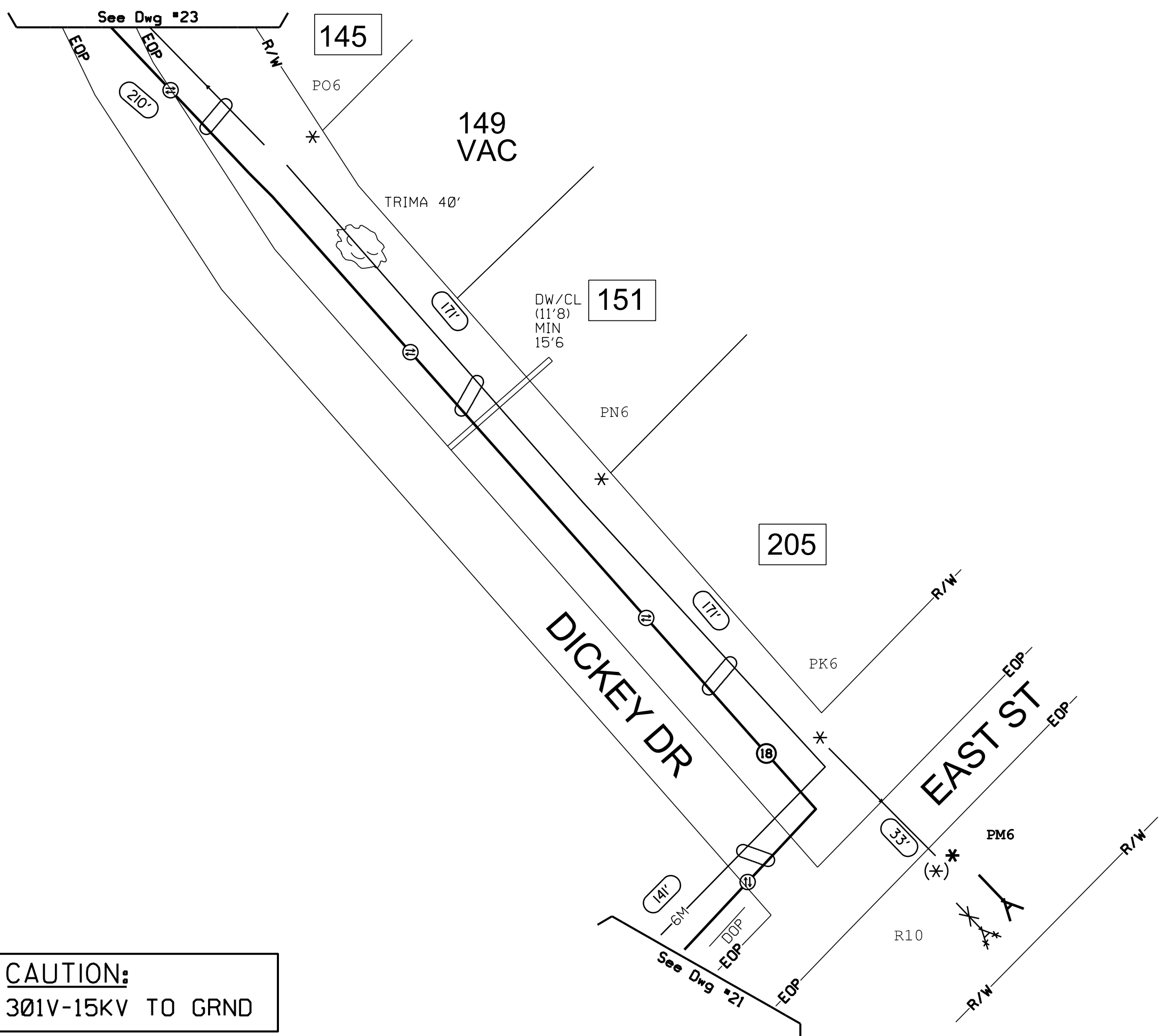
IT IS THE CONTRACTORS RESPONSIBILITY TO CONTACT UTILITY COMPANIES PRIOR TO ANY CONSTRUCTION AS THE LOCATION OF UTILITIES SHOWN ON THIS PLAN ARE APPROXIMATE AND POSSIBLY INCOMPLETE. THEREFORE CERTIFICATION TO THE LOCATION OF ALL UNDERGROUND UTILITIES IS WITHHELD.

GENERAL NOTE:  
RIGHT OF WAY MEASUREMENTS  
ARE SHOWN APPROXIMATE AND  
SHOULD BE FIELD VERIFIED  
PRIOR TO CONSTRUCTION

TRAFFIC CONTROL TO BE HANDLED  
IN ACCORDANCE WITH THE LATEST  
APPROVED EDITION OF MUTCD

<b>ATTSE</b>	
PROPOSED TELEPHONE FACILITIES ON RIGHT OF WAY OF M.L.K. JR DR	
COUNTY OF PUTNAM	
Exchange:	706485
Designer:	LIEBERT,MIKE
Phone:	678-276-5660
Authorization:	9RL6I089N
Dwg.	21 of 60

18 PROPOSE AERIAL OPTIC FIBER CABLE  
 SIZE OF FIBER: 48



**CAUTION:**  
 301V-15KV TO GRND

CALL BEFORE YOU DIG

**DIAL 811**

TWO FULL BUS. DAYS BEFORE YOU DIG

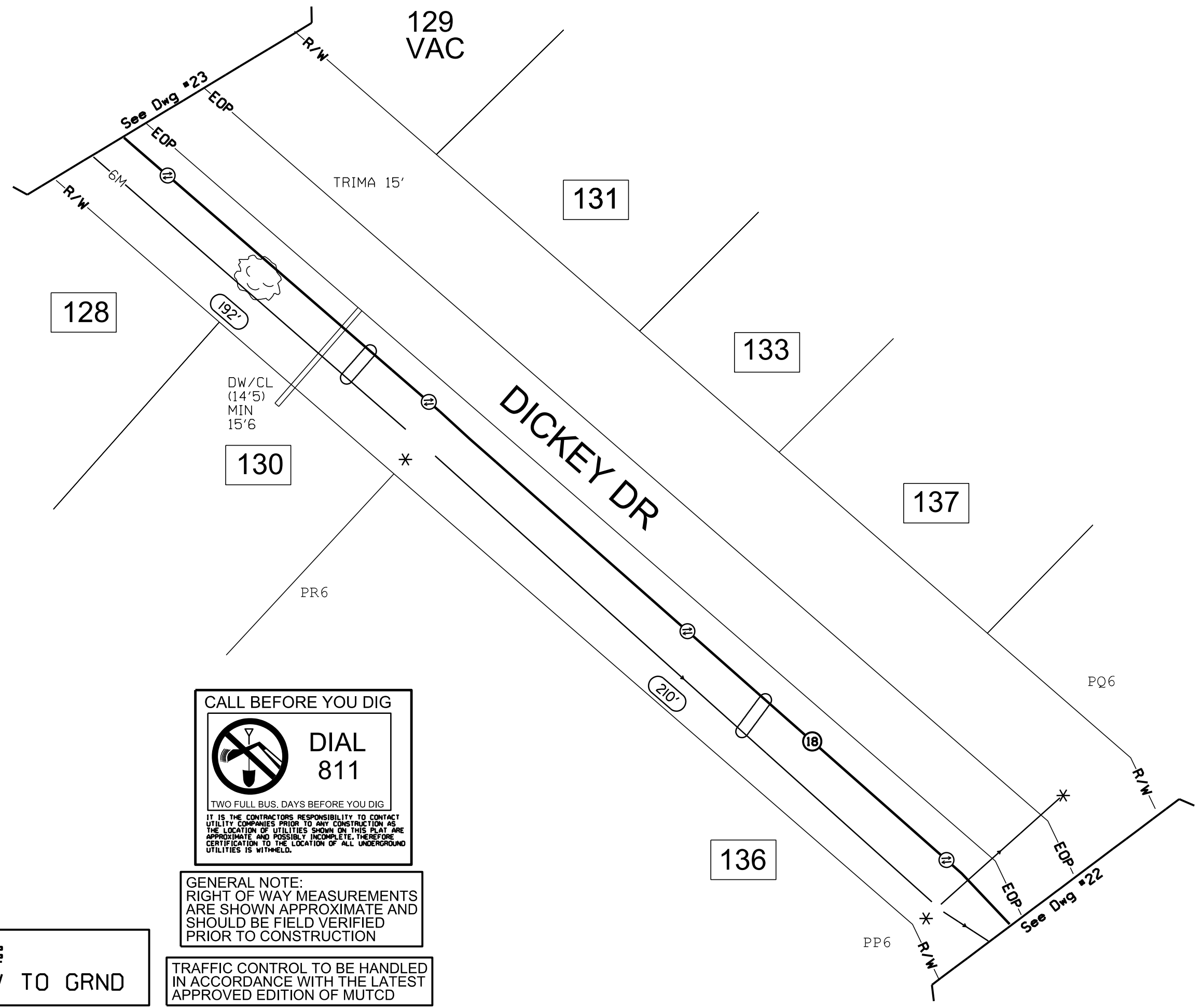
IT IS THE CONTRACTORS RESPONSIBILITY TO CONTACT UTILITY COMPANIES PRIOR TO ANY CONSTRUCTION AS THE LOCATION OF UTILITIES SHOWN ON THIS PLAN ARE APPROXIMATE AND POSSIBLY INCOMPLETE. THEREFORE CERTIFICATION TO THE LOCATION OF ALL UNDERGROUND UTILITIES IS WITHHELD.

**GENERAL NOTE:**  
 RIGHT OF WAY MEASUREMENTS  
 ARE SHOWN APPROXIMATE AND  
 SHOULD BE FIELD VERIFIED  
 PRIOR TO CONSTRUCTION

TRAFFIC CONTROL TO BE HANDLED  
 IN ACCORDANCE WITH THE LATEST  
 APPROVED EDITION OF MUTCD

<b>ATTSE</b>	
PROPOSED TELEPHONE FACILITIES ON RIGHT OF WAY OF EAST ST	
COUNTY OF PUTNAM	
Exchange:	706485
Designer:	LIEBERT, MIKE
Phone:	678-276-5660
Authorization:	9RL6I089N
Dwg. <u>22</u> of <u>60</u>	

18 PROPOSE AERIAL OPTIC FIBER CABLE  
 SIZE OF FIBER: 48



**CALL BEFORE YOU DIG**

**DIAL 811**

TWO FULL BUS. DAYS BEFORE YOU DIG

IT IS THE CONTRACTORS RESPONSIBILITY TO CONTACT UTILITY COMPANIES PRIOR TO ANY CONSTRUCTION AS THE LOCATION OF UTILITIES SHOWN ON THIS PLAT ARE APPROXIMATE AND POSSIBLY INCOMPLETE. THEREFORE CERTIFICATION TO THE LOCATION OF ALL UNDERGROUND UTILITIES IS WITHHELD.

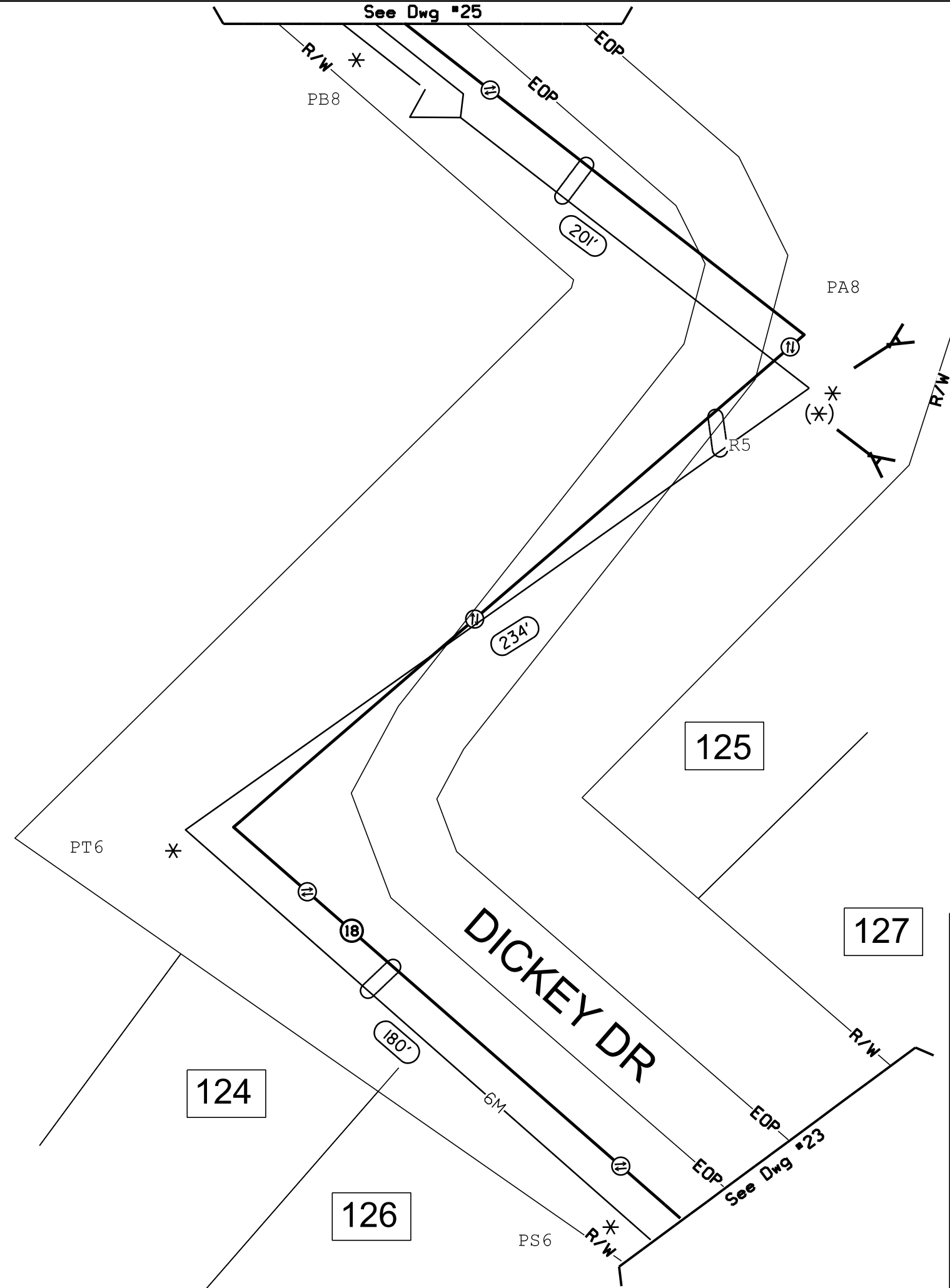
GENERAL NOTE:  
 RIGHT OF WAY MEASUREMENTS  
 ARE SHOWN APPROXIMATE AND  
 SHOULD BE FIELD VERIFIED  
 PRIOR TO CONSTRUCTION

TRAFFIC CONTROL TO BE HANDLED  
 IN ACCORDANCE WITH THE LATEST  
 APPROVED EDITION OF MUTCD

**CAUTION:**  
 301V-15KV TO GRND

<b>ATTSE</b>	
PROPOSED TELEPHONE FACILITIES ON RIGHT OF WAY OF DICKEY DR	
COUNTY OF PUTNAM	
Exchange:	706485
Designer:	LIEBERT, MIKE
Phone:	678-276-5660
Authorization:	9RL6I089N
Dwg. <u>23</u> of <u>60</u>	

18 PROPOSE AERIAL OPTIC FIBER CABLE  
 SIZE OF FIBER: 48



110

125

127

124

126

CALL BEFORE YOU DIG

DIAL 811

TWO FULL BUS. DAYS BEFORE YOU DIG

IT IS THE CONTRACTORS RESPONSIBILITY TO CONTACT UTILITY COMPANIES PRIOR TO ANY CONSTRUCTION AS THE LOCATION OF UTILITIES SHOWN ON THIS PLAN ARE APPROXIMATE AND POSSIBLY INCOMPLETE. THEREFORE CERTIFICATION TO THE LOCATION OF ALL UNDERGROUND UTILITIES IS WITHHELD.

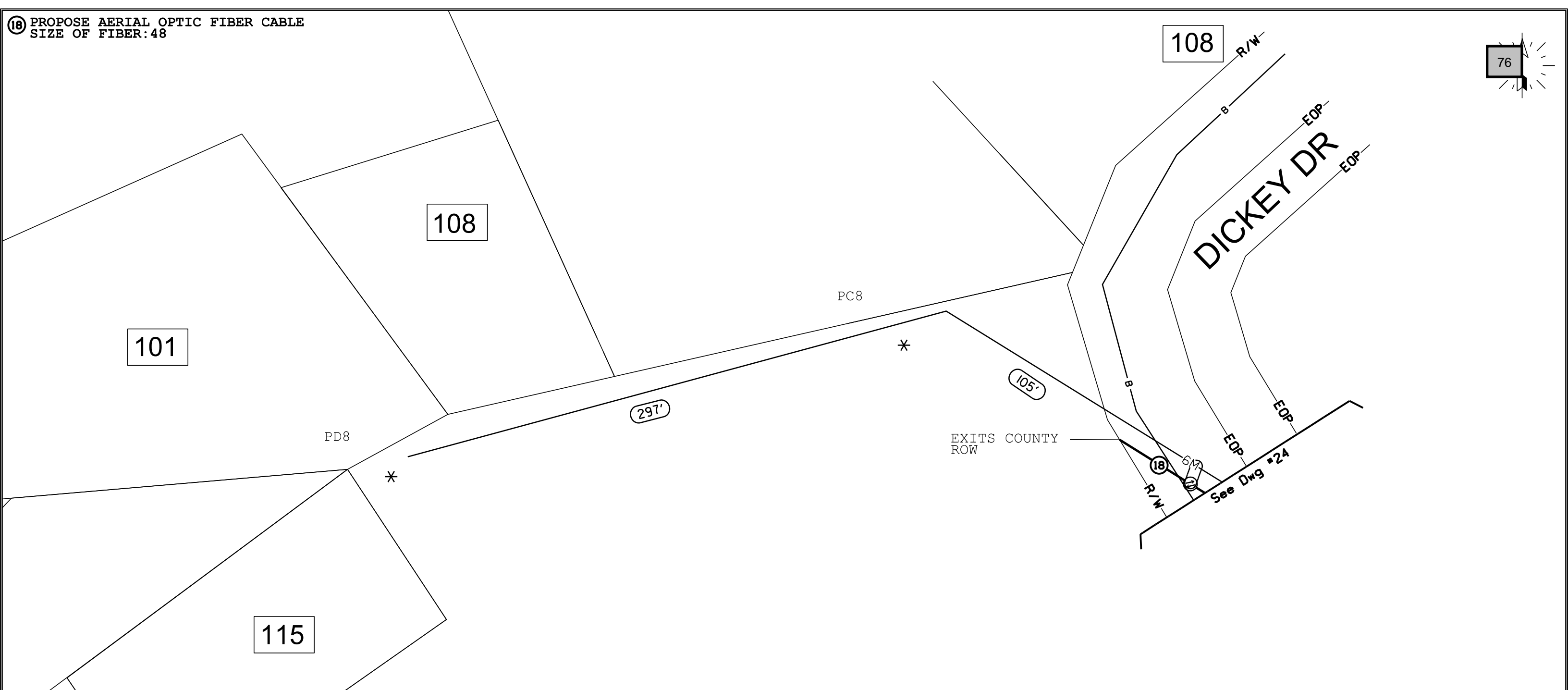

GENERAL NOTE:  
 RIGHT OF WAY MEASUREMENTS  
 ARE SHOWN APPROXIMATE AND  
 SHOULD BE FIELD VERIFIED  
 PRIOR TO CONSTRUCTION

TRAFFIC CONTROL TO BE HANDLED  
 IN ACCORDANCE WITH THE LATEST  
 APPROVED EDITION OF MUTCD

**CAUTION:**  
 301V-15KV TO GRND

<b>ATTSE</b>	
PROPOSED TELEPHONE FACILITIES ON RIGHT OF WAY OF DICKEY DR	
COUNTY OF PUTNAM	
Exchange:	706485
Designer:	LIEBERT, MIKE
Phone:	678-276-5660
Authorization:	9RL6I089N
Dwg. <u>24</u> of <u>60</u>	

18 PROPOSE AERIAL OPTIC FIBER CABLE  
 SIZE OF FIBER: 48



**CAUTION:**  
 301V-15KV TO GRND

**CALL BEFORE YOU DIG**

**DIAL 811**

TWO FULL BUS. DAYS BEFORE YOU DIG

IT IS THE CONTRACTORS RESPONSIBILITY TO CONTACT UTILITY COMPANIES PRIOR TO ANY CONSTRUCTION AS THE LOCATION OF UTILITIES SHOWN ON THIS PLAN ARE APPROXIMATE AND POSSIBLY INCOMPLETE. THEREFORE CERTIFICATION TO THE LOCATION OF ALL UNDERGROUND UTILITIES IS WITHHELD.

**GENERAL NOTE:**  
 RIGHT OF WAY MEASUREMENTS  
 ARE SHOWN APPROXIMATE AND  
 SHOULD BE FIELD VERIFIED  
 PRIOR TO CONSTRUCTION

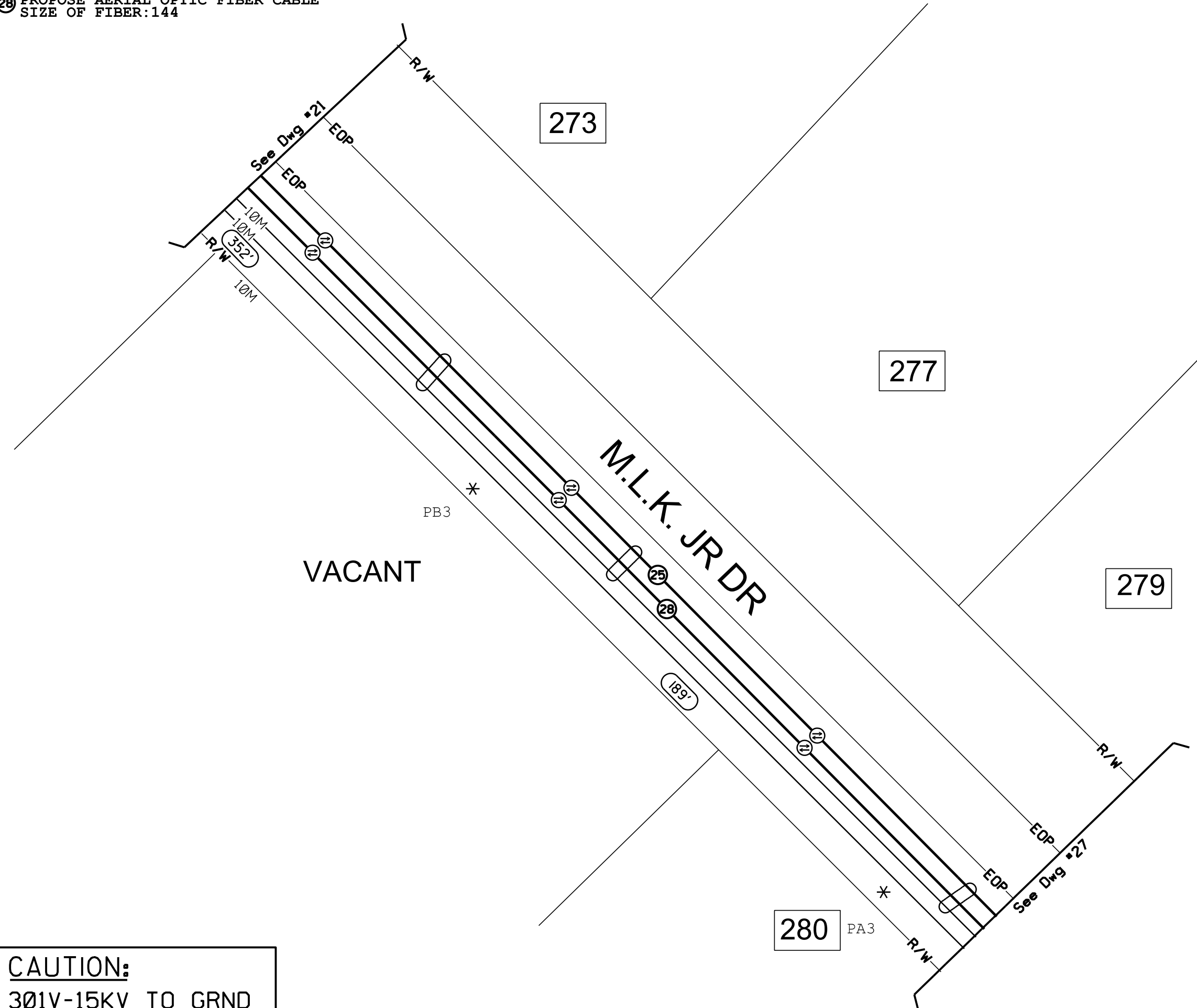
**TRAFFIC CONTROL TO BE HANDLED  
 IN ACCORDANCE WITH THE LATEST  
 APPROVED EDITION OF MUTCD**

<b>ATTSE</b>	
PROPOSED TELEPHONE FACILITIES ON RIGHT OF WAY OF DICKY DR	
COUNTY OF PUTNAM	
Exchange:	706485
Designer:	LIEBERT,MIKE
Phone:	678-276-5660
Authorization:	9RL6I089N
Dwg. <u>25</u> of <u>60</u>	



25 PROPOSE AERIAL OPTIC FIBER CABLE  
SIZE OF FIBER:144

28 PROPOSE AERIAL OPTIC FIBER CABLE  
SIZE OF FIBER:144



273

277

279

280

VACANT

M.L.K. JR DR

PB3

PA3

**CAUTION:**  
3Ø1V-15KV TO GRND

**CALL BEFORE YOU DIG**

**DIAL 811**

TWO FULL BUS. DAYS BEFORE YOU DIG

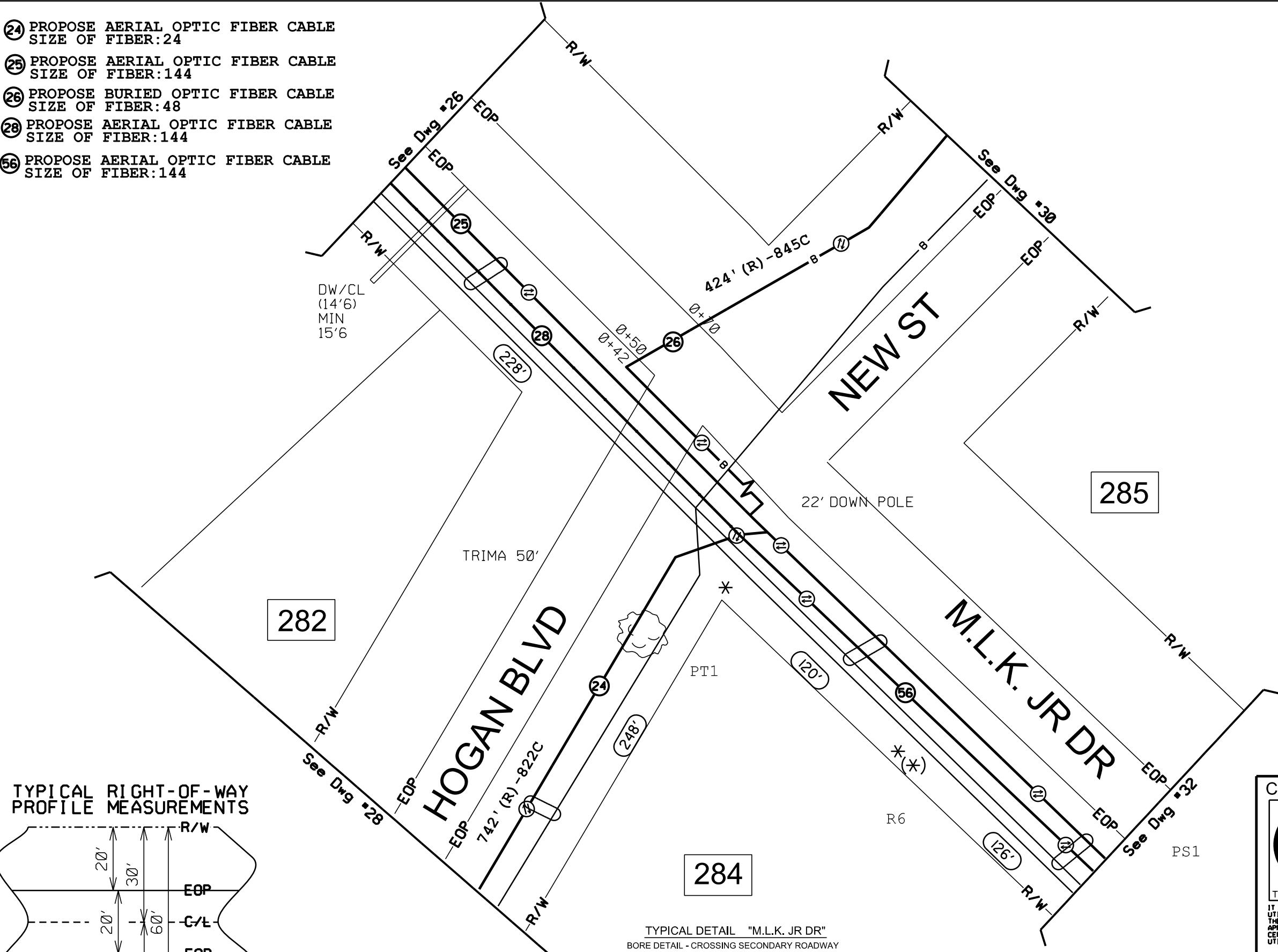
IT IS THE CONTRACTORS RESPONSIBILITY TO CONTACT UTILITY COMPANIES PRIOR TO ANY CONSTRUCTION AS THE LOCATION OF UTILITIES SHOWN ON THIS PLAN ARE APPROXIMATE AND POSSIBLY INCOMPLETE. THEREFORE CERTIFICATION TO THE LOCATION OF ALL UNDERGROUND UTILITIES IS WITHHELD.

**GENERAL NOTE:**  
RIGHT OF WAY MEASUREMENTS ARE SHOWN APPROXIMATE AND SHOULD BE FIELD VERIFIED PRIOR TO CONSTRUCTION

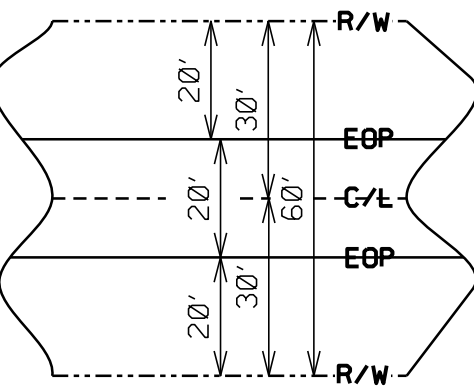
**TRAFFIC CONTROL TO BE HANDLED IN ACCORDANCE WITH THE LATEST APPROVED EDITION OF MUTCD**

<b>ATTSE</b>	
PROPOSED TELEPHONE FACILITIES ON RIGHT OF WAY OF M.L.K. JR DR	
COUNTY OF PUTNAM	
Exchange:	706485
Designer:	LIEBERT,MIKE
Phone:	678-276-5660
Authorization:	9RL6I089N
Dwg.	26 of 60

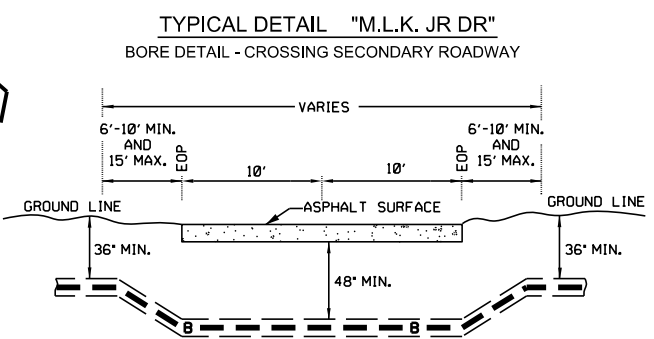
- 24 PROPOSE AERIAL OPTIC FIBER CABLE  
SIZE OF FIBER:24
- 25 PROPOSE AERIAL OPTIC FIBER CABLE  
SIZE OF FIBER:144
- 26 PROPOSE BURIED OPTIC FIBER CABLE  
SIZE OF FIBER:48
- 28 PROPOSE AERIAL OPTIC FIBER CABLE  
SIZE OF FIBER:144
- 56 PROPOSE AERIAL OPTIC FIBER CABLE  
SIZE OF FIBER:144



**TYPICAL RIGHT-OF-WAY PROFILE MEASUREMENTS**



R/W TO R/W: 60'  
EOP TO EOP: 20'  
BURIED FIBER PLACEMENT:  
8' FROM EOP @ 24" DEPTH



**CALL BEFORE YOU DIG**

**DIAL 811**

TWO FULL BUS. DAYS BEFORE YOU DIG

IT IS THE CONTRACTORS RESPONSIBILITY TO CONTACT UTILITY COMPANIES PRIOR TO ANY CONSTRUCTION AS THE LOCATION OF UTILITIES SHOWN ON THIS PLAN ARE APPROXIMATE AND POSSIBLY INCOMPLETE. THEREFORE CERTIFICATION TO THE LOCATION OF ALL UNDERGROUND UTILITIES IS WITHHELD.

**GENERAL NOTE:**  
RIGHT OF WAY MEASUREMENTS  
ARE SHOWN APPROXIMATE AND  
SHOULD BE FIELD VERIFIED  
PRIOR TO CONSTRUCTION

**TRAFFIC CONTROL TO BE HANDLED  
IN ACCORDANCE WITH THE LATEST  
APPROVED EDITION OF MUTCD**

**CAUTION:**  
301V-15KV TO GRND

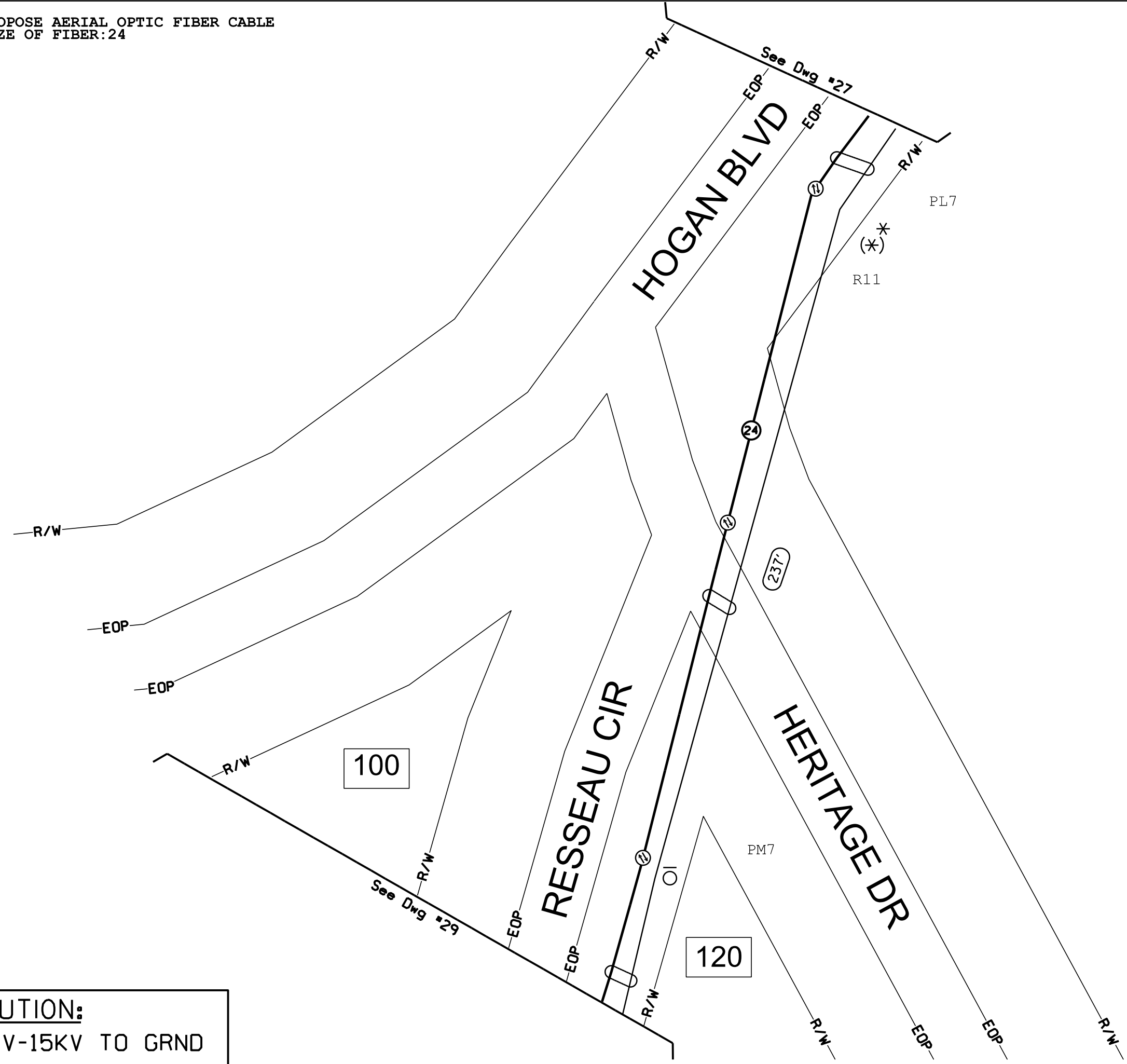
**ATTSE**

PROPOSED TELEPHONE FACILITIES  
ON RIGHT OF WAY OF  
M.L.K. JR DR

COUNTY OF PUTNAM

Exchange: 706485  
Designer: LIEBERT,MIKE  
Phone: 678-276-5660  
Authorization: 9RL6I089N  
Dwg. 27 of 60

24 PROPOSE AERIAL OPTIC FIBER CABLE  
 SIZE OF FIBER: 24



**CAUTION:**  
 3Ø1V-15KV TO GRND

**CALL BEFORE YOU DIG**

**DIAL 811**

TWO FULL BUS. DAYS BEFORE YOU DIG

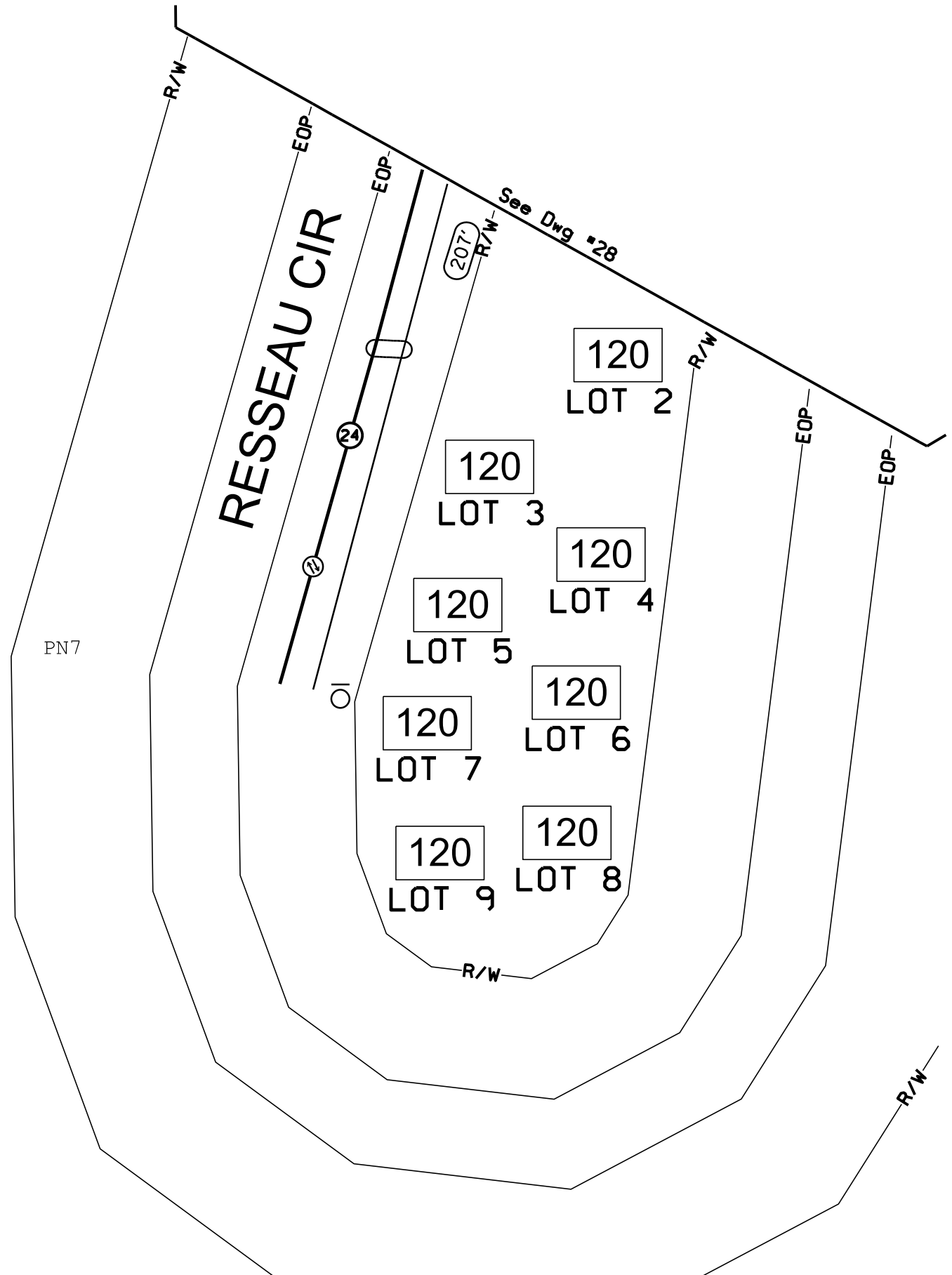
IT IS THE CONTRACTORS RESPONSIBILITY TO CONTACT UTILITY COMPANIES PRIOR TO ANY CONSTRUCTION AS THE LOCATION OF UTILITIES SHOWN ON THIS PLAN ARE APPROXIMATE AND POSSIBLY INCOMPLETE. THEREFORE CERTIFICATION TO THE LOCATION OF ALL UNDERGROUND UTILITIES IS WITHHELD.

**GENERAL NOTE:**  
 RIGHT OF WAY MEASUREMENTS ARE SHOWN APPROXIMATE AND SHOULD BE FIELD VERIFIED PRIOR TO CONSTRUCTION

**TRAFFIC CONTROL TO BE HANDLED IN ACCORDANCE WITH THE LATEST APPROVED EDITION OF MUTCD**

<b>ATTSE</b>	
PROPOSED TELEPHONE FACILITIES ON RIGHT OF WAY OF HOGAN BLVD	
COUNTY OF PUTNAM	
Exchange:	706485
Designer:	LIEBERT, MIKE
Phone:	678-276-5660
Authorization:	9RL6I089N
Dwg. <u>28</u> of <u>60</u>	

24 PROPOSE AERIAL OPTIC FIBER CABLE  
 SIZE OF FIBER: 24



**CAUTION:**  
 3Ø1V-15KV TO GRND

**CALL BEFORE YOU DIG**

**DIAL 811**

TWO FULL BUS. DAYS BEFORE YOU DIG

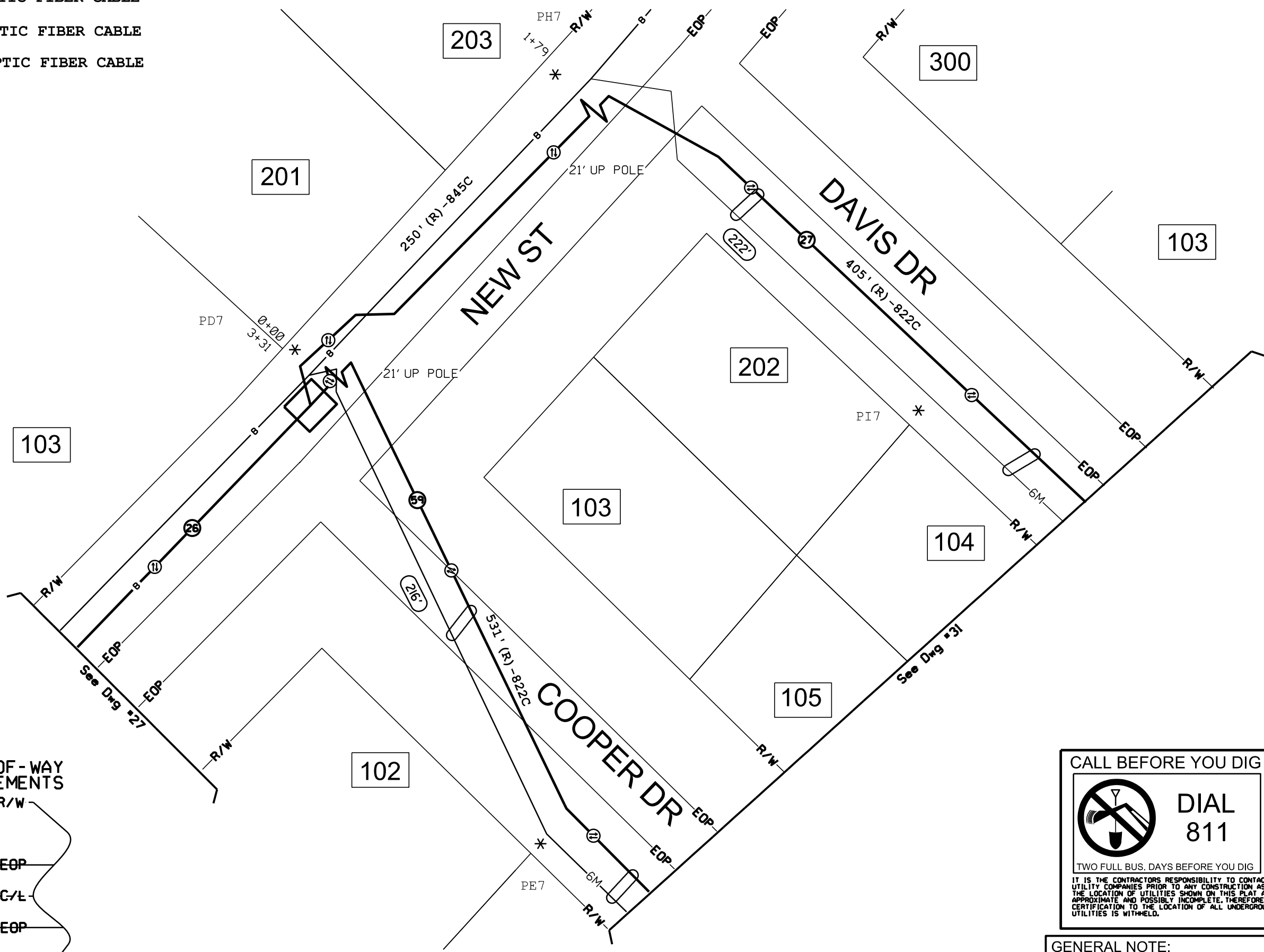
IT IS THE CONTRACTORS RESPONSIBILITY TO CONTACT UTILITY COMPANIES PRIOR TO ANY CONSTRUCTION AS THE LOCATION OF UTILITIES SHOWN ON THIS PLAN ARE APPROXIMATE AND POSSIBLY INCOMPLETE. THEREFORE CERTIFICATION TO THE LOCATION OF ALL UNDERGROUND UTILITIES IS WITHHELD.

**GENERAL NOTE:**  
 RIGHT OF WAY MEASUREMENTS  
 ARE SHOWN APPROXIMATE AND  
 SHOULD BE FIELD VERIFIED  
 PRIOR TO CONSTRUCTION

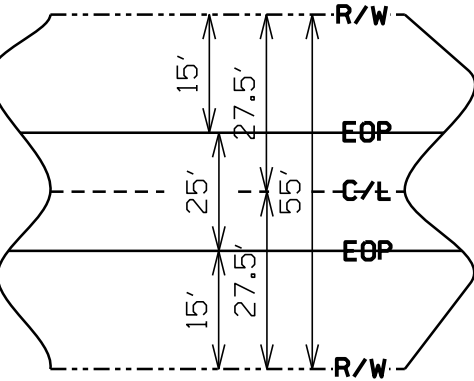
**TRAFFIC CONTROL TO BE HANDLED  
 IN ACCORDANCE WITH THE LATEST  
 APPROVED EDITION OF MUTCD**

<b>ATTSE</b>	
PROPOSED TELEPHONE FACILITIES ON RIGHT OF WAY OF RESSEAU CIR	
COUNTY OF PUTNAM	
Exchange:	706485
Designer:	LIEBERT,MIKE
Phone:	678-276-5660
Authorization:	9RL6I089N
Dwg.	29 of 60

- 26 PROPOSE BURIED OPTIC FIBER CABLE  
SIZE OF FIBER:48
- 27 PROPOSE AERIAL OPTIC FIBER CABLE  
SIZE OF FIBER:24
- 59 PROPOSE AERIAL OPTIC FIBER CABLE  
SIZE OF FIBER:48



TYPICAL RIGHT-OF-WAY PROFILE MEASUREMENTS



R/W TO R/W: 55'  
EOP TO EOP: 25'  
BURIED FIBER PLACEMENT:  
15' FROM EOP @ 24" DEPTH

**CAUTION:**  
301V-15KV TO GRND

CALL BEFORE YOU DIG

DIAL 811

TWO FULL BUS. DAYS BEFORE YOU DIG

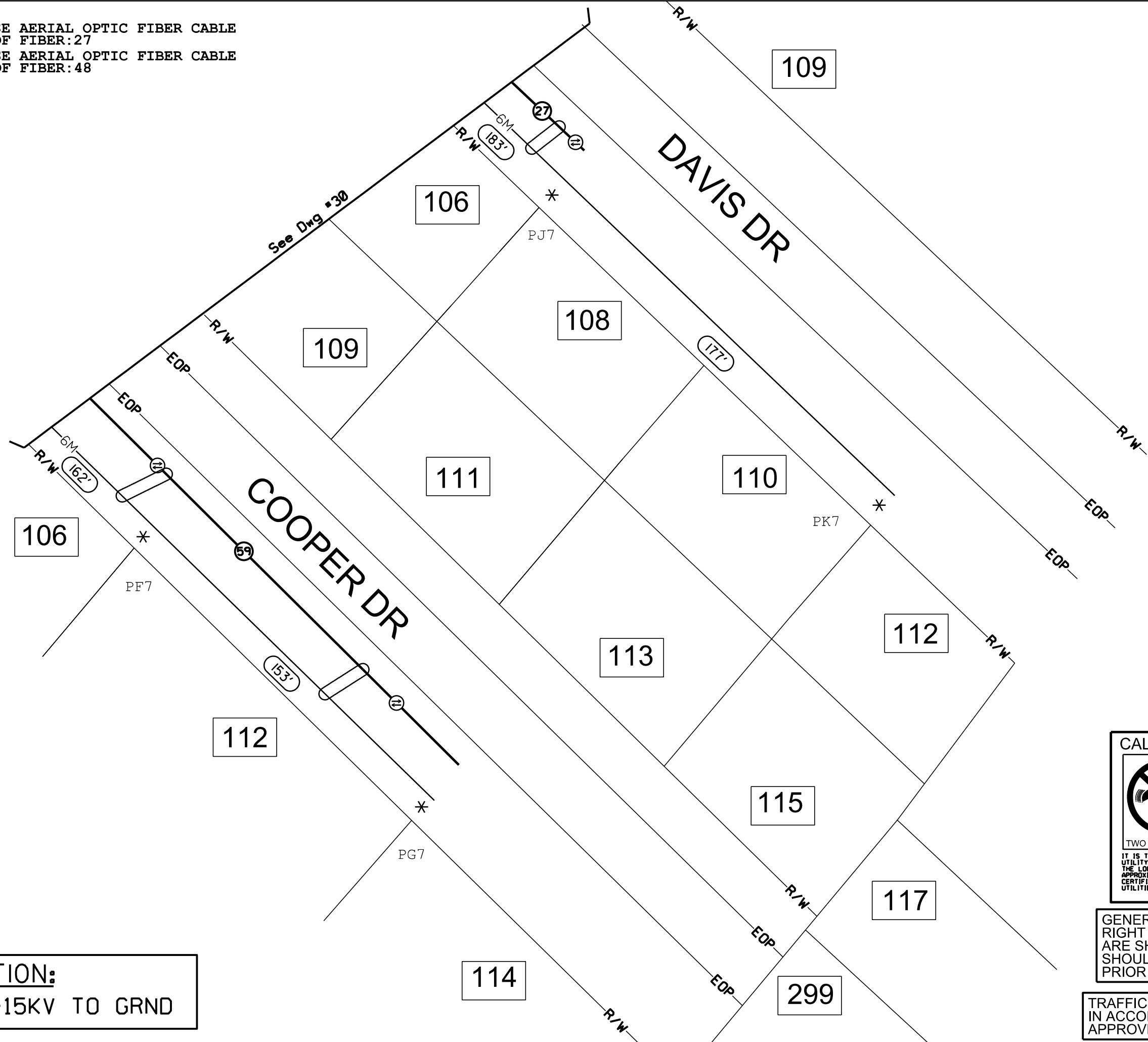
IT IS THE CONTRACTORS RESPONSIBILITY TO CONTACT UTILITY COMPANIES PRIOR TO ANY CONSTRUCTION AS THE LOCATION OF UTILITIES SHOWN ON THIS PLAN ARE APPROXIMATE AND POSSIBLY INCOMPLETE. THEREFORE CERTIFICATION TO THE LOCATION OF ALL UNDERGROUND UTILITIES IS WITHHELD.

GENERAL NOTE:  
RIGHT OF WAY MEASUREMENTS  
ARE SHOWN APPROXIMATE AND  
SHOULD BE FIELD VERIFIED  
PRIOR TO CONSTRUCTION

TRAFFIC CONTROL TO BE HANDLED  
IN ACCORDANCE WITH THE LATEST  
APPROVED EDITION OF MUTCD

<b>ATTSE</b>	
PROPOSED TELEPHONE FACILITIES ON RIGHT OF WAY OF NEW ST	
COUNTY OF PUTNAM	
Exchange:	706485
Designer:	LIEBERT,MIKE
Phone:	678-276-5660
Authorization:	9RL6I089N
Dwg. <u>30</u> of <u>60</u>	

- 27 PROPOSE AERIAL OPTIC FIBER CABLE  
SIZE OF FIBER: 27
- 59 PROPOSE AERIAL OPTIC FIBER CABLE  
SIZE OF FIBER: 48



**CAUTION:**  
3Ø1V-15KV TO GRND

**CALL BEFORE YOU DIG**

**DIAL 811**

TWO FULL BUS. DAYS BEFORE YOU DIG

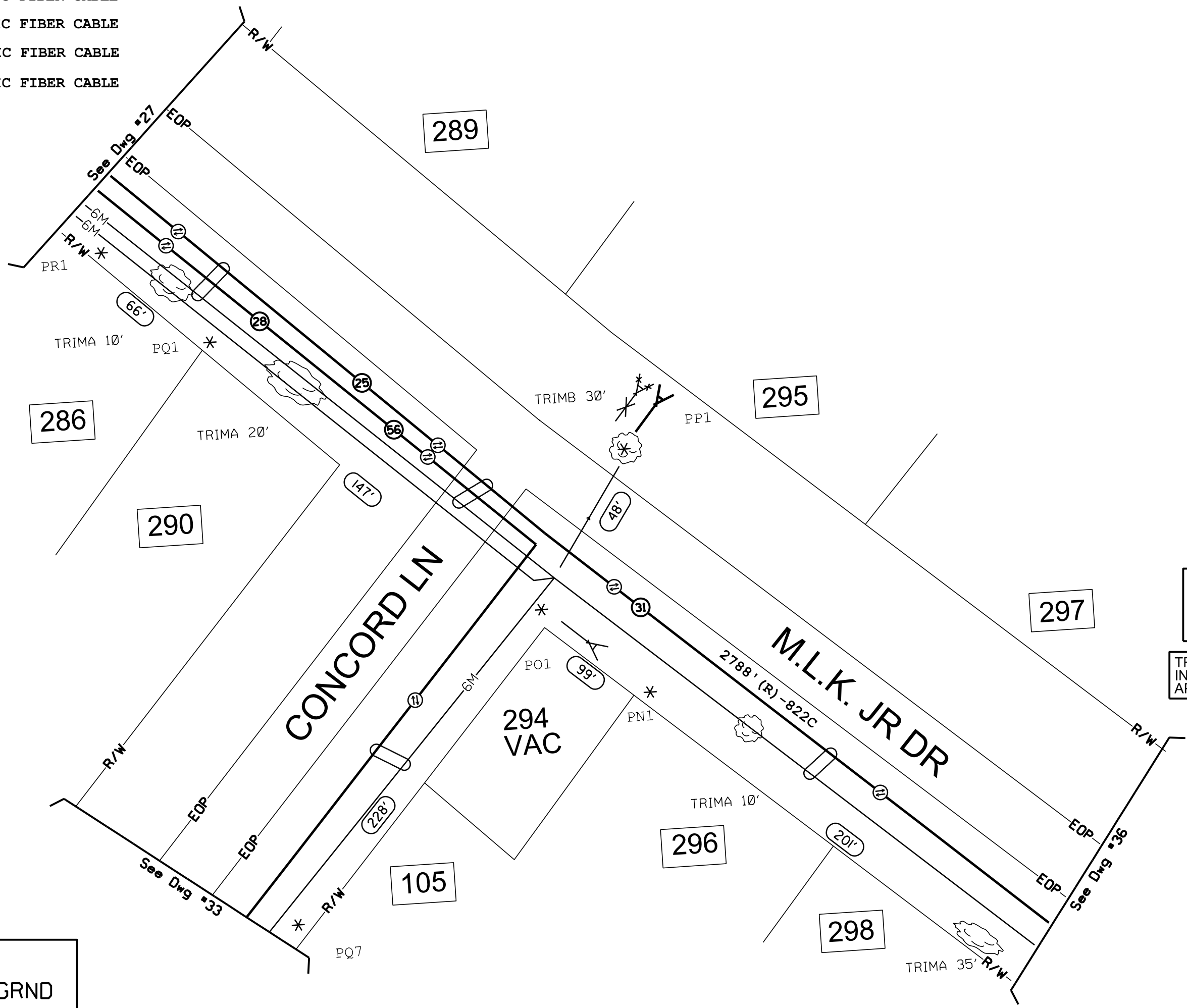
IT IS THE CONTRACTORS RESPONSIBILITY TO CONTACT UTILITY COMPANIES PRIOR TO ANY CONSTRUCTION AS THE LOCATION OF UTILITIES SHOWN ON THIS PLAN ARE APPROXIMATE AND POSSIBLY INCOMPLETE. THEREFORE CERTIFICATION TO THE LOCATION OF ALL UNDERGROUND UTILITIES IS WITHHELD.

**GENERAL NOTE:**  
RIGHT OF WAY MEASUREMENTS ARE SHOWN APPROXIMATE AND SHOULD BE FIELD VERIFIED PRIOR TO CONSTRUCTION

TRAFFIC CONTROL TO BE HANDLED IN ACCORDANCE WITH THE LATEST APPROVED EDITION OF MUTCD

<b>ATTSE</b>	
PROPOSED TELEPHONE FACILITIES ON RIGHT OF WAY OF COOPER DR	
COUNTY OF PUTNAM	
Exchange:	706485
Designer:	LIEBERT, MIKE
Phone:	678-276-5660
Authorization:	9RL6I089N
Dwg. <u>31</u> of <u>60</u>	

- 25 PROPOSE AERIAL OPTIC FIBER CABLE  
SIZE OF FIBER:144
- 28 PROPOSE AERIAL OPTIC FIBER CABLE  
SIZE OF FIBER:144
- 31 PROPOSE AERIAL OPTIC FIBER CABLE  
SIZE OF FIBER:72
- 56 PROPOSE AERIAL OPTIC FIBER CABLE  
SIZE OF FIBER:144



**CALL BEFORE YOU DIG**



**DIAL 811**

TWO FULL BUS. DAYS BEFORE YOU DIG

IT IS THE CONTRACTORS RESPONSIBILITY TO CONTACT UTILITY COMPANIES PRIOR TO ANY CONSTRUCTION AS THE LOCATION OF UTILITIES SHOWN ON THIS PLAN ARE APPROXIMATE AND POSSIBLY INCOMPLETE. THEREFORE CERTIFICATION TO THE LOCATION OF ALL UNDERGROUND UTILITIES IS WITHHELD.

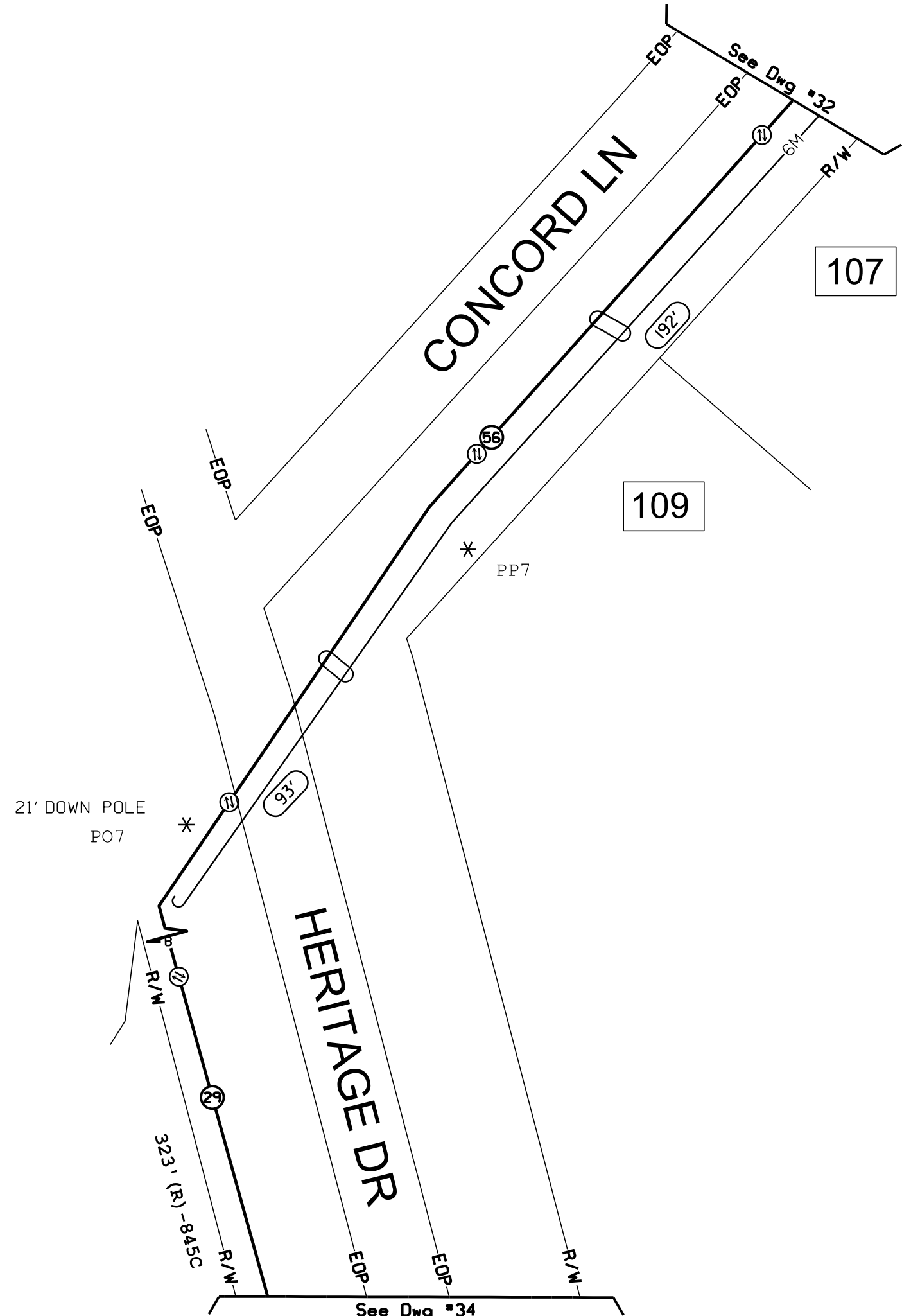
**GENERAL NOTE:**  
RIGHT OF WAY MEASUREMENTS ARE SHOWN APPROXIMATE AND SHOULD BE FIELD VERIFIED PRIOR TO CONSTRUCTION

TRAFFIC CONTROL TO BE HANDLED IN ACCORDANCE WITH THE LATEST APPROVED EDITION OF MUTCD

<b>ATTSE</b>	
PROPOSED TELEPHONE FACILITIES ON RIGHT OF WAY OF M.L.K. JR DR	
COUNTY OF PUTNAM	
Exchange:	706485
Designer:	LIEBERT,MIKE
Phone:	678-276-5660
Authorization:	9RL6I089N
Dwg. <u>32</u> of <u>60</u>	

**CAUTION:**  
3Ø1V-15KV TO GRND

- 29 PROPOSE BURIED OPTIC FIBER CABLE  
SIZE OF FIBER:24
- 56 PROPOSE AERIAL OPTIC FIBER CABLE  
SIZE OF FIBER:144



107

109

**CALL BEFORE YOU DIG**

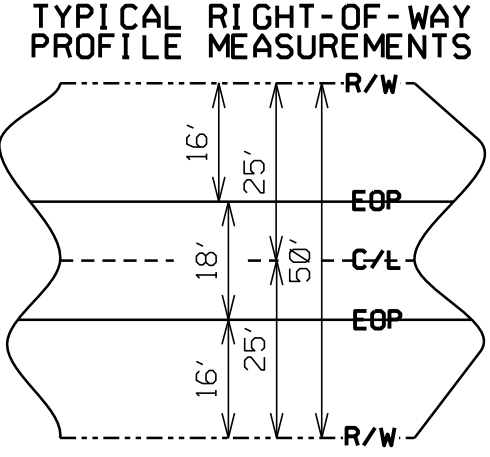
**DIAL 811**

TWO FULL BUS. DAYS BEFORE YOU DIG

IT IS THE CONTRACTORS RESPONSIBILITY TO CONTACT UTILITY COMPANIES PRIOR TO ANY CONSTRUCTION AS THE LOCATION OF UTILITIES SHOWN ON THIS PLAN ARE APPROXIMATE AND POSSIBLY INCOMPLETE. THEREFORE CERTIFICATION TO THE LOCATION OF ALL UNDERGROUND UTILITIES IS WITHHELD.

**GENERAL NOTE:**  
RIGHT OF WAY MEASUREMENTS ARE SHOWN APPROXIMATE AND SHOULD BE FIELD VERIFIED PRIOR TO CONSTRUCTION

TRAFFIC CONTROL TO BE HANDLED IN ACCORDANCE WITH THE LATEST APPROVED EDITION OF MUTCD



R/W TO R/W: 50'  
EOP TO EOP: 18'  
BURIED FIBER PLACEMENT:  
8' FROM EOP @ 24" DEPTH

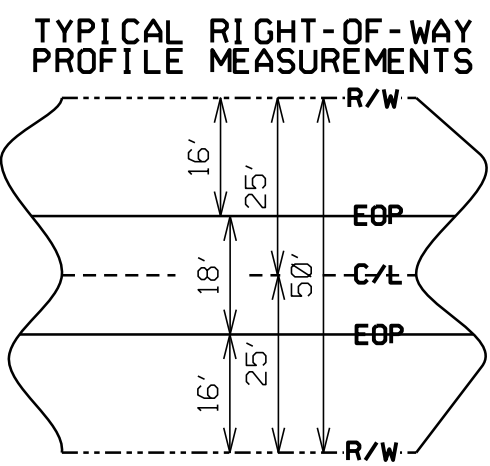
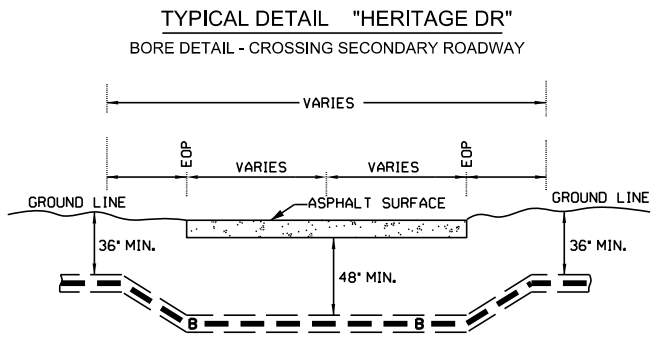
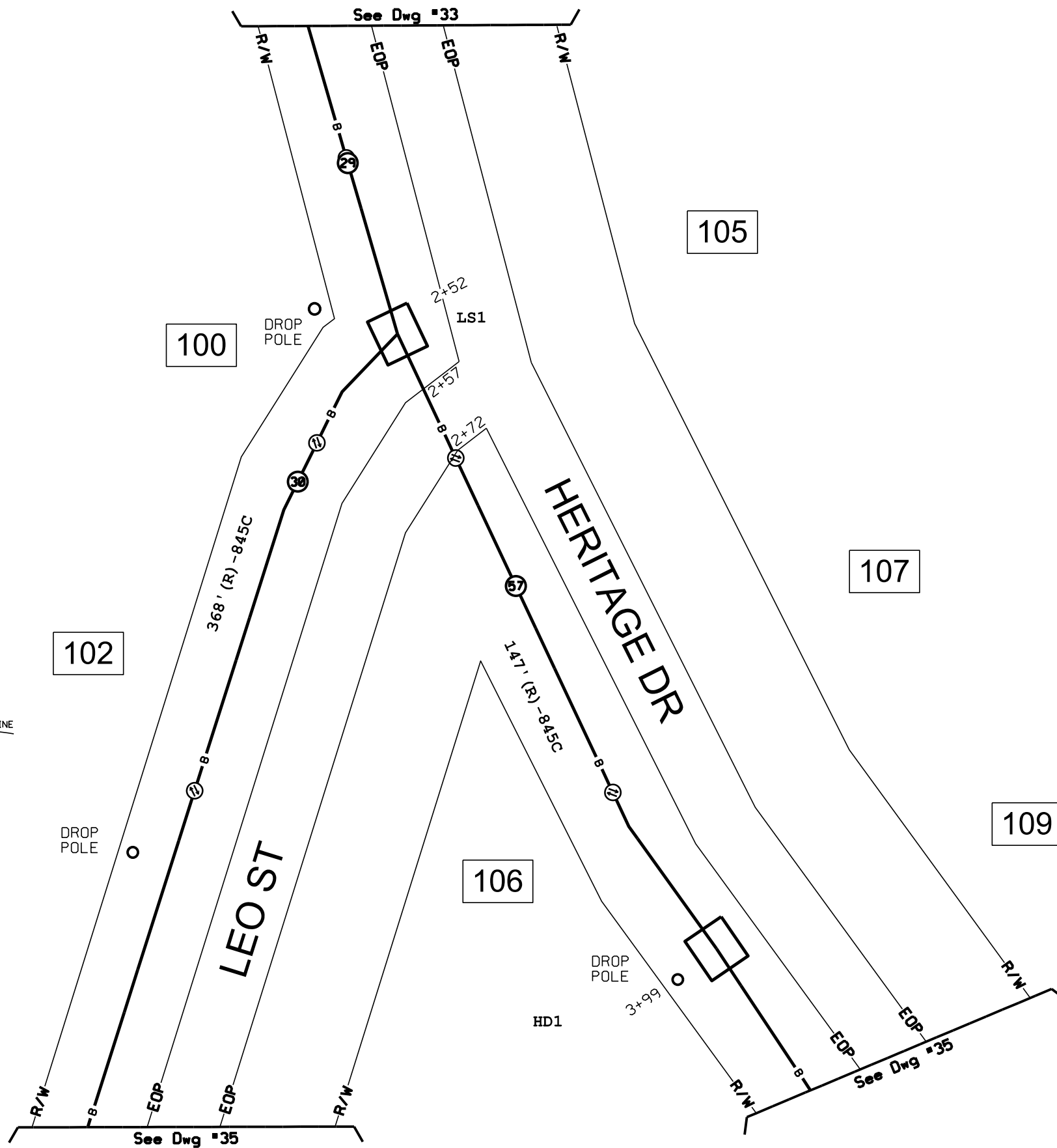
<b>ATTSE</b>	
PROPOSED TELEPHONE FACILITIES ON RIGHT OF WAY OF CONCORD LN	
COUNTY OF PUTNAM	
Exchange:	706485
Designer:	LIEBERT,MIKE
Phone:	678-276-5660
Authorization:	9RL6I089N
Dwg. <u>33</u> of <u>60</u>	

**CAUTION:**  
301V-15KV TO GRND

See Dwg #34



- 29 PROPOSE BURIED OPTIC FIBER CABLE  
SIZE OF FIBER:24
- 30 PROPOSE BURIED OPTIC FIBER CABLE  
SIZE OF FIBER:24
- 57 PROPOSE BURIED OPTIC FIBER CABLE  
SIZE OF FIBER:24



R/W TO R/W: 50'  
EOP TO EOP: 18'  
BURIED FIBER PLACEMENT:  
8' FROM EOP @ 24" DEPTH

**CAUTION:**  
301V-15KV TO GRND

CALL BEFORE YOU DIG

DIAL 811

TWO FULL BUS. DAYS BEFORE YOU DIG

IT IS THE CONTRACTORS RESPONSIBILITY TO CONTACT UTILITY COMPANIES PRIOR TO ANY CONSTRUCTION AS THE LOCATION OF UTILITIES SHOWN ON THIS PLAN ARE APPROXIMATE AND POSSIBLY INCOMPLETE. THEREFORE CERTIFICATION TO THE LOCATION OF ALL UNDERGROUND UTILITIES IS WITHHELD.

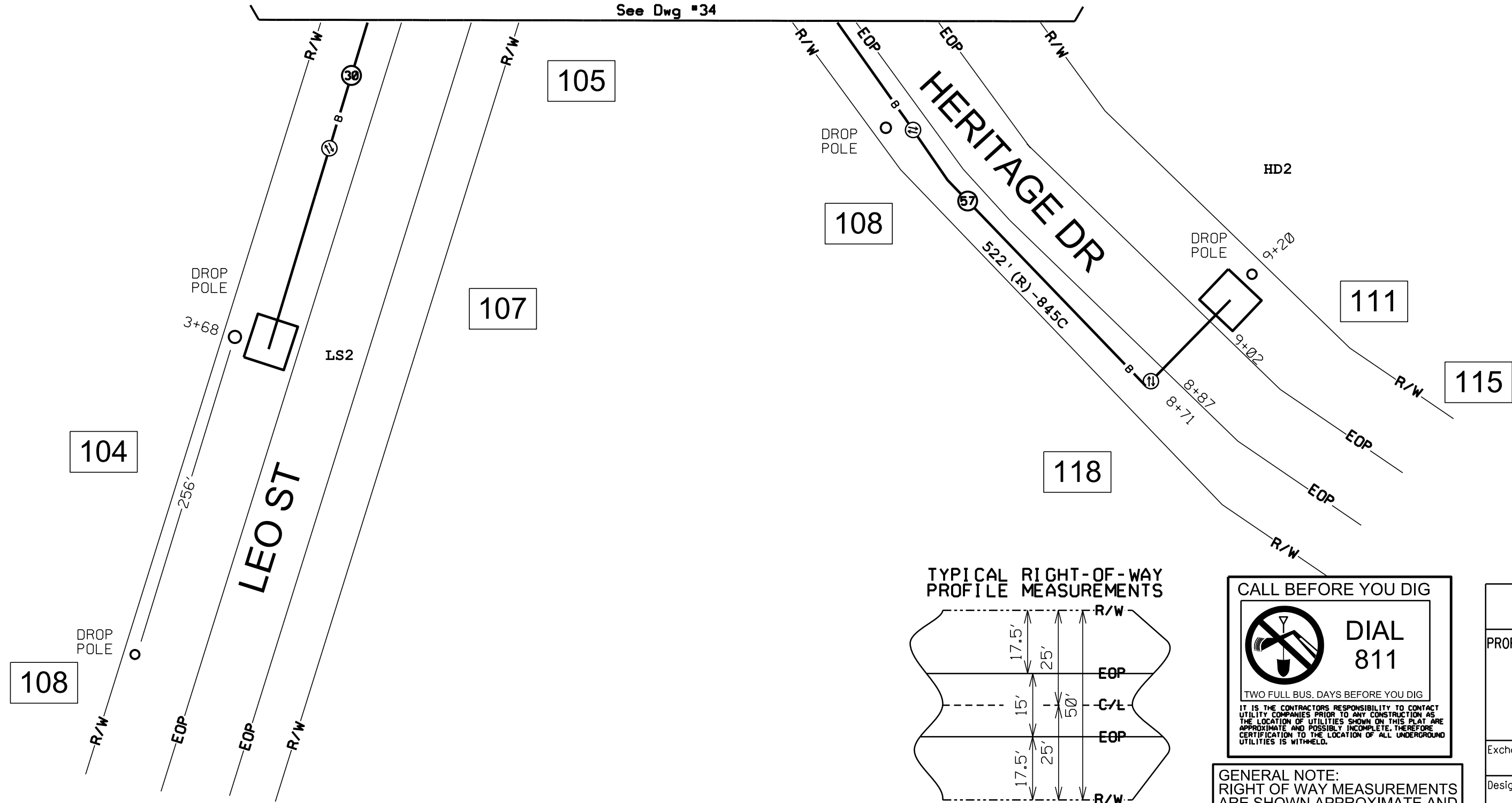
GENERAL NOTE:  
RIGHT OF WAY MEASUREMENTS  
ARE SHOWN APPROXIMATE AND  
SHOULD BE FIELD VERIFIED  
PRIOR TO CONSTRUCTION

TRAFFIC CONTROL TO BE HANDLED  
IN ACCORDANCE WITH THE LATEST  
APPROVED EDITION OF MUTCD

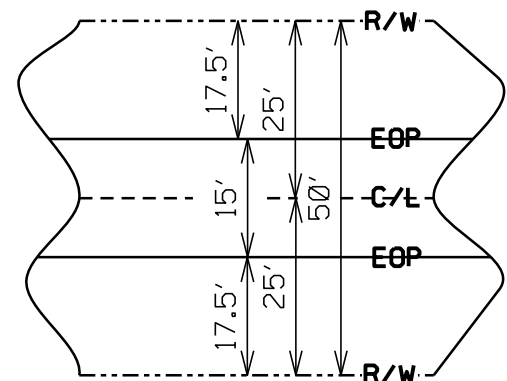
<b>ATTSE</b>	
PROPOSED TELEPHONE FACILITIES ON RIGHT OF WAY OF HERITAGE DR	
COUNTY OF PUTNAM	
Exchange:	706485
Designer:	LIEBERT,MIKE
Phone:	678-276-5660
Authorization:	9RL6I089N
Dwg. <u>34</u> of <u>60</u>	

- 30 PROPOSE BURIED OPTIC FIBER CABLE  
SIZE OF FIBER: 24
- 57 PROPOSE BURIED OPTIC FIBER CABLE  
SIZE OF FIBER: 24

See Dwg #34



TYPICAL RIGHT-OF-WAY PROFILE MEASUREMENTS



**CALL BEFORE YOU DIG**

**DIAL 811**

TWO FULL BUS. DAYS BEFORE YOU DIG

IT IS THE CONTRACTOR'S RESPONSIBILITY TO CONTACT UTILITY COMPANIES PRIOR TO ANY CONSTRUCTION AS THE LOCATION OF UTILITIES SHOWN ON THIS PLAN ARE APPROXIMATE AND POSSIBLY INCOMPLETE. THEREFORE CERTIFICATION TO THE LOCATION OF ALL UNDERGROUND UTILITIES IS WITHHELD.

**GENERAL NOTE:**  
RIGHT OF WAY MEASUREMENTS ARE SHOWN APPROXIMATE AND SHOULD BE FIELD VERIFIED PRIOR TO CONSTRUCTION

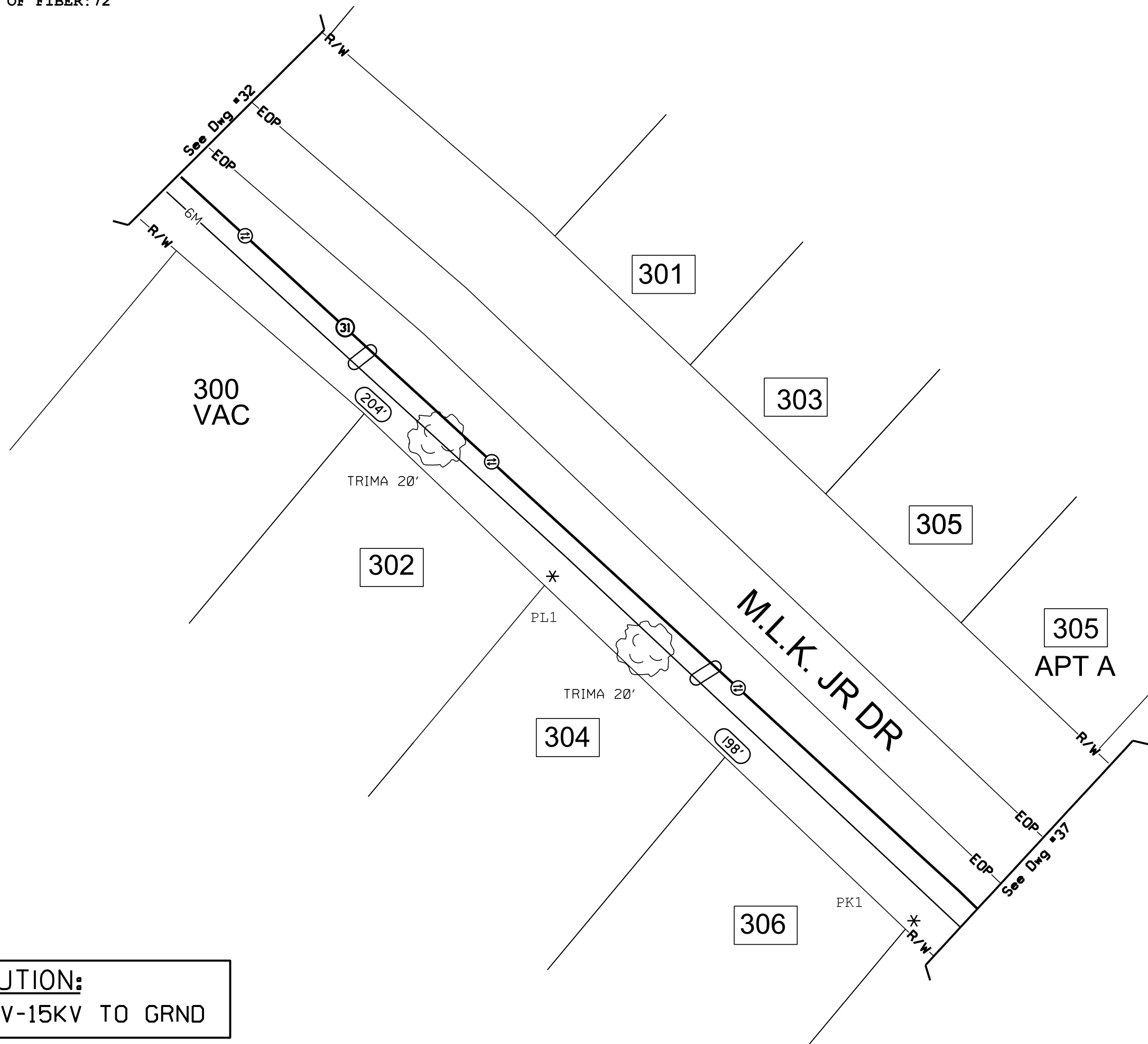
**TRAFFIC CONTROL TO BE HANDLED IN ACCORDANCE WITH THE LATEST APPROVED EDITION OF MUTCD**

**CAUTION:**  
301V-15KV TO GRND

R/W TO R/W: 50'  
EOP TO EOP: 15'  
BURIED FIBER PLACEMENT:  
6' FROM EOP @ 24" DEPTH

<b>ATTSE</b>	
PROPOSED TELEPHONE FACILITIES ON RIGHT OF WAY OF HERITAGE DR	
COUNTY OF PUTNAM	
Exchange:	706485
Designer:	LIEBERT, MIKE
Phone:	678-276-5660
Authorization:	9RL6I089N
Dwg. <u>35</u> of <u>60</u>	

③ PROPOSE AERIAL OPTIC FIBER CABLE  
SIZE OF FIBER: 72



**CAUTION:**  
301V-15KV TO GRND

**CALL BEFORE YOU DIG**

**DIAL 811**

TWO FULL BUS. DAYS BEFORE YOU DIG

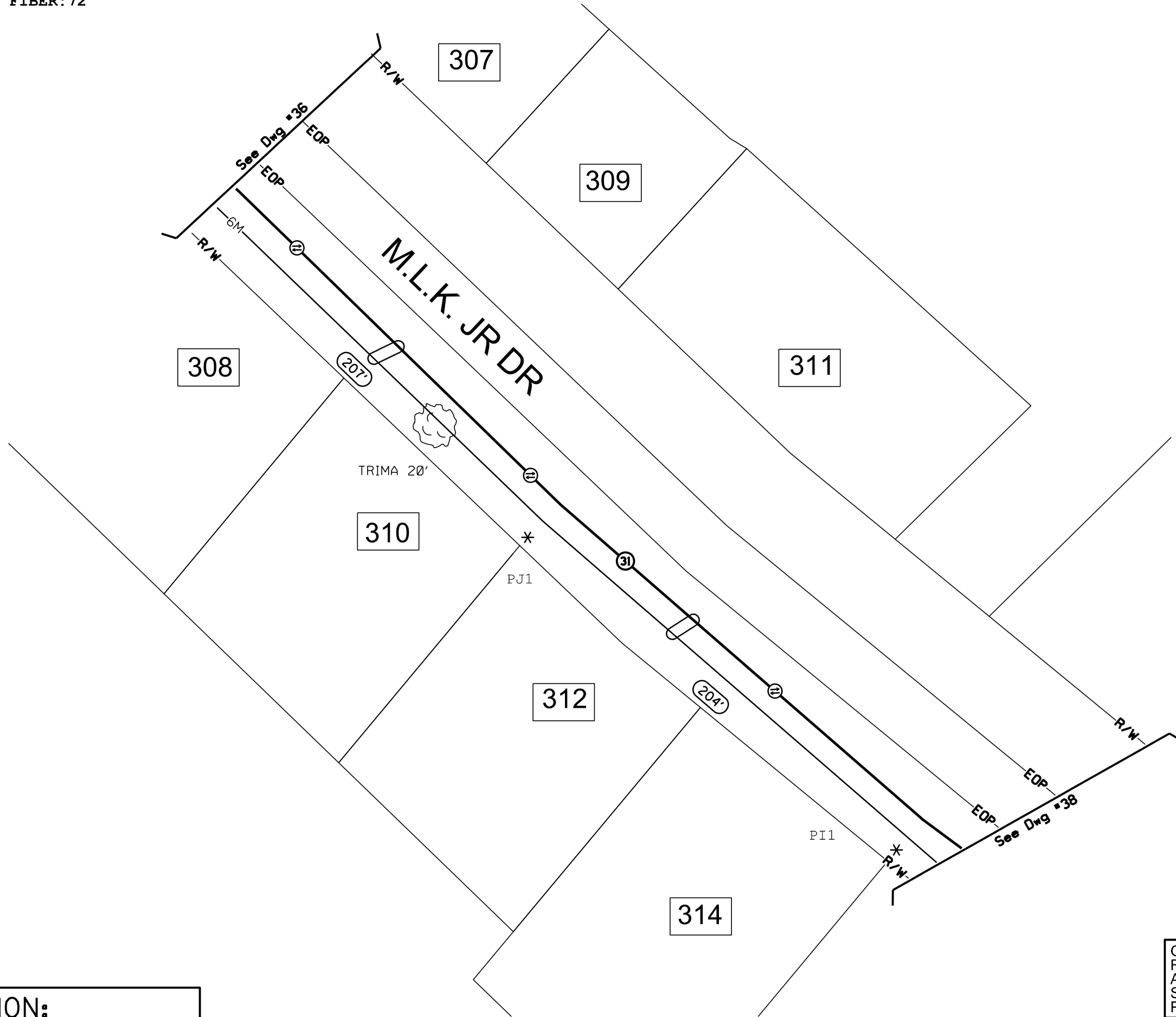
IT IS THE CONTRACTORS RESPONSIBILITY TO CONTACT UTILITY COMPANIES PRIOR TO ANY CONSTRUCTION AS THE LOCATION OF UTILITIES SHOWN ON THIS PLAN ARE APPROXIMATE AND POSSIBLY INCOMPLETE. THEREFORE CERTIFICATION TO THE LOCATION OF ALL UNDERGROUND UTILITIES IS WITHHELD.

**GENERAL NOTE:**  
RIGHT OF WAY MEASUREMENTS ARE SHOWN APPROXIMATE AND SHOULD BE FIELD VERIFIED PRIOR TO CONSTRUCTION

**TRAFFIC CONTROL TO BE HANDLED IN ACCORDANCE WITH THE LATEST APPROVED EDITION OF MUTCD**

<b>ATTSE</b>	
PROPOSED TELEPHONE FACILITIES ON RIGHT OF WAY OF M.L.K. JR DR	
COUNTY OF PUTNAM	
Exchange:	706485
Designer:	LIEBERT,MIKE
Phone:	678-276-5660
Authorization:	9RL6I089N
Dwg. <u>36</u> of <u>60</u>	

31 PROPOSE AERIAL OPTIC FIBER CABLE  
SIZE OF FIBER: 72



**CAUTION:**  
301V-15KV TO GRND

**CALL BEFORE YOU DIG**

**DIAL 811**

TWO FULL BUS. DAYS BEFORE YOU DIG

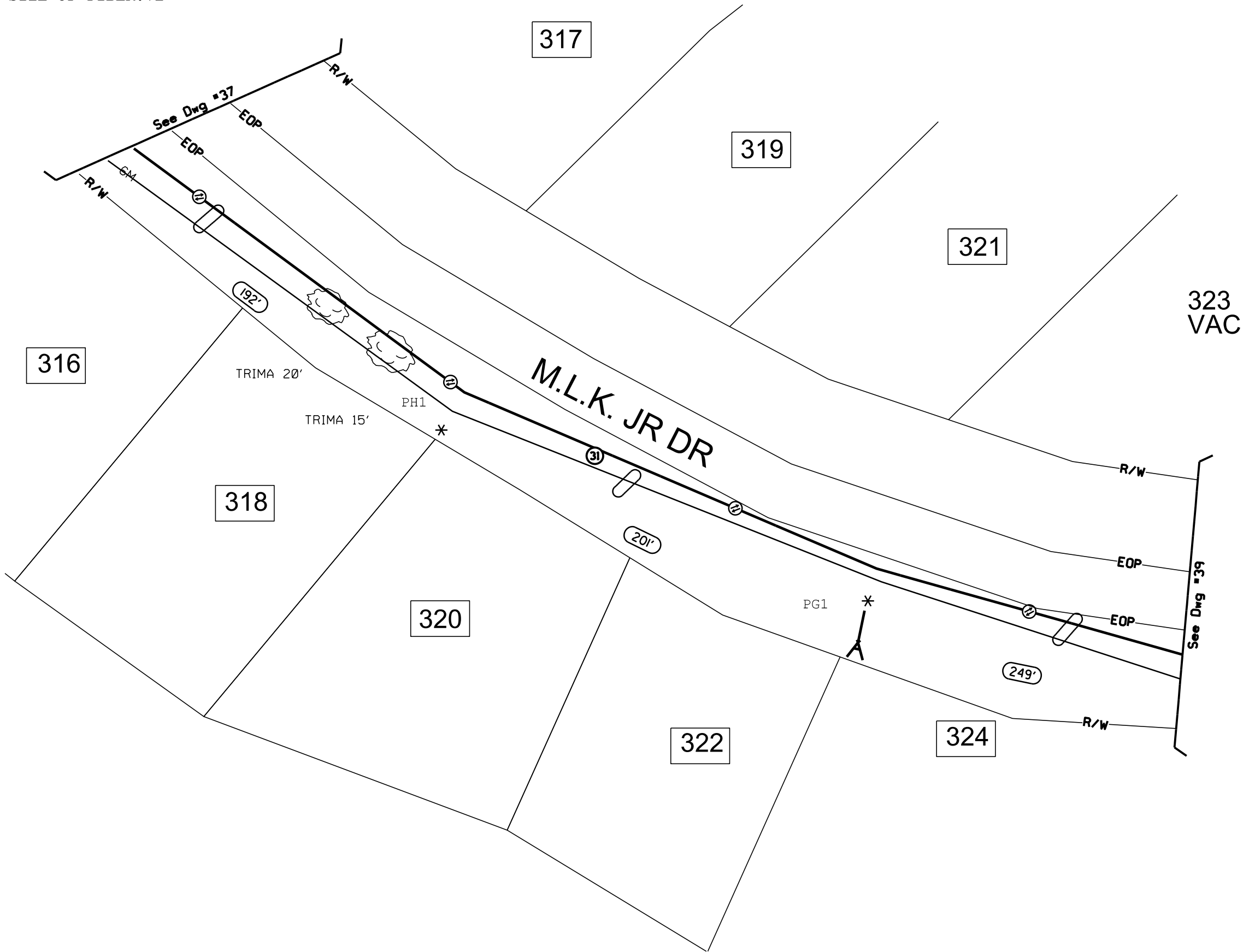
IT IS THE CONTRACTORS RESPONSIBILITY TO CONTACT UTILITY COMPANIES PRIOR TO ANY CONSTRUCTION AS THE LOCATION OF UTILITIES SHOWN ON THIS PLAT ARE APPROXIMATE AND POSSIBLY INCOMPLETE. THEREFORE CERTIFICATION TO THE LOCATION OF ALL UNDERGROUND UTILITIES IS WITHHELD.

**GENERAL NOTE:**  
RIGHT OF WAY MEASUREMENTS  
ARE SHOWN APPROXIMATE AND  
SHOULD BE FIELD VERIFIED  
PRIOR TO CONSTRUCTION

**TRAFFIC CONTROL TO BE HANDLED  
IN ACCORDANCE WITH THE LATEST  
APPROVED EDITION OF MUTCD**

<b>ATTSE</b>	
PROPOSED TELEPHONE FACILITIES ON RIGHT OF WAY OF M.L.K. JR DR	
COUNTY OF PUTNAM	
Exchange:	706485
Designer:	LIEBERT, MIKE
Phone:	678-276-5660
Authorization:	9RL6I089N
Dwg. <u>37</u> of <u>60</u>	

③1 PROPOSE AERIAL OPTIC FIBER CABLE  
 SIZE OF FIBER: 72



**CAUTION:**  
 3Ø1V-15KV TO GRND

**CALL BEFORE YOU DIG**

**DIAL 811**

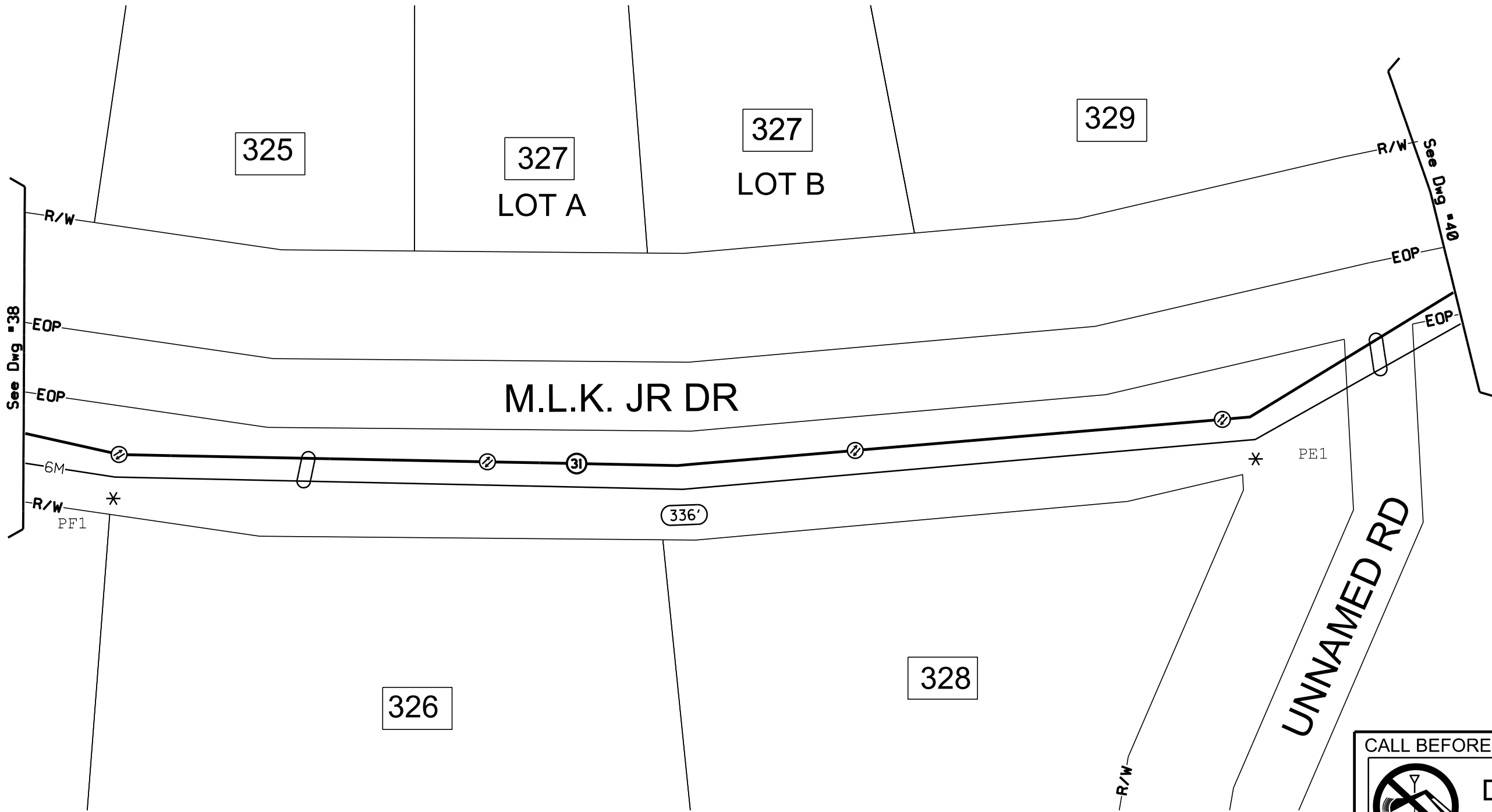
TWO FULL BUS. DAYS BEFORE YOU DIG

IT IS THE CONTRACTORS RESPONSIBILITY TO CONTACT UTILITY COMPANIES PRIOR TO ANY CONSTRUCTION AS THE LOCATION OF UTILITIES SHOWN ON THIS PLAN ARE APPROXIMATE AND POSSIBLY INCOMPLETE. THEREFORE CERTIFICATION TO THE LOCATION OF ALL UNDERGROUND UTILITIES IS WITHHELD.

**GENERAL NOTE:**  
 RIGHT OF WAY MEASUREMENTS  
 ARE SHOWN APPROXIMATE AND  
 SHOULD BE FIELD VERIFIED  
 PRIOR TO CONSTRUCTION

TRAFFIC CONTROL TO BE HANDLED  
 IN ACCORDANCE WITH THE LATEST  
 APPROVED EDITION OF MUTCD

<b>ATTSE</b>	
PROPOSED TELEPHONE FACILITIES ON RIGHT OF WAY OF M.L.K. JR DR	
COUNTY OF PUTNAM	
Exchange:	706485
Designer:	LIEBERT, MIKE
Phone:	678-276-5660
Authorization:	9RL6I089N
Dwg. <u>38</u> of <u>60</u>	



**CAUTION:**  
 301V-15KV TO GRND

**CALL BEFORE YOU DIG**

**DIAL 811**

TWO FULL BUS. DAYS BEFORE YOU DIG

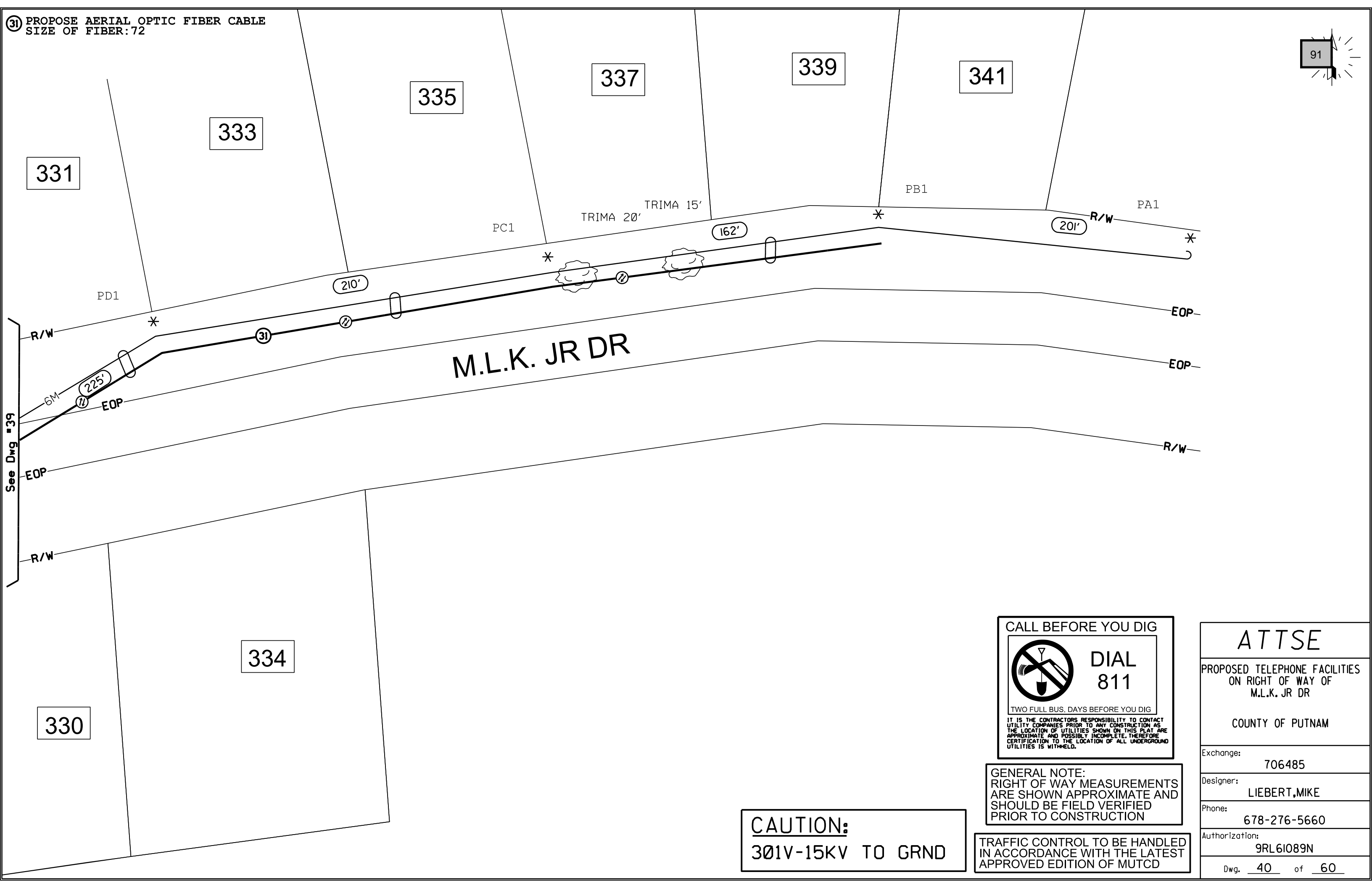
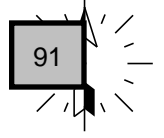
IT IS THE CONTRACTOR'S RESPONSIBILITY TO CONTACT UTILITY COMPANIES PRIOR TO ANY CONSTRUCTION AS THE LOCATION OF UTILITIES SHOWN ON THIS PLAN ARE APPROXIMATE AND POSSIBLY INCOMPLETE. THEREFORE CERTIFICATION TO THE LOCATION OF ALL UNDERGROUND UTILITIES IS WITHHELD.

**GENERAL NOTE:**  
 RIGHT OF WAY MEASUREMENTS ARE SHOWN APPROXIMATE AND SHOULD BE FIELD VERIFIED PRIOR TO CONSTRUCTION

TRAFFIC CONTROL TO BE HANDLED IN ACCORDANCE WITH THE LATEST APPROVED EDITION OF MUTCD

<b>ATTSE</b>	
PROPOSED TELEPHONE FACILITIES ON RIGHT OF WAY OF M.L.K. JR DR	
COUNTY OF PUTNAM	
Exchange:	706485
Designer:	LIEBERT, MIKE
Phone:	678-276-5660
Authorization:	9RL6I089N
Dwg. <u>39</u> of <u>60</u>	

31 PROPOSE AERIAL OPTIC FIBER CABLE  
 SIZE OF FIBER: 72



See Dwg #39

**CALL BEFORE YOU DIG**

**DIAL 811**

TWO FULL BUS. DAYS BEFORE YOU DIG

IT IS THE CONTRACTOR'S RESPONSIBILITY TO CONTACT UTILITY COMPANIES PRIOR TO ANY CONSTRUCTION AS THE LOCATION OF UTILITIES SHOWN ON THIS PLAN ARE APPROXIMATE AND POSSIBLY INCOMPLETE. THEREFORE CERTIFICATION TO THE LOCATION OF ALL UNDERGROUND UTILITIES IS WITHHELD.

**GENERAL NOTE:**  
 RIGHT OF WAY MEASUREMENTS  
 ARE SHOWN APPROXIMATE AND  
 SHOULD BE FIELD VERIFIED  
 PRIOR TO CONSTRUCTION

**CAUTION:**  
 301V-15KV TO GRND

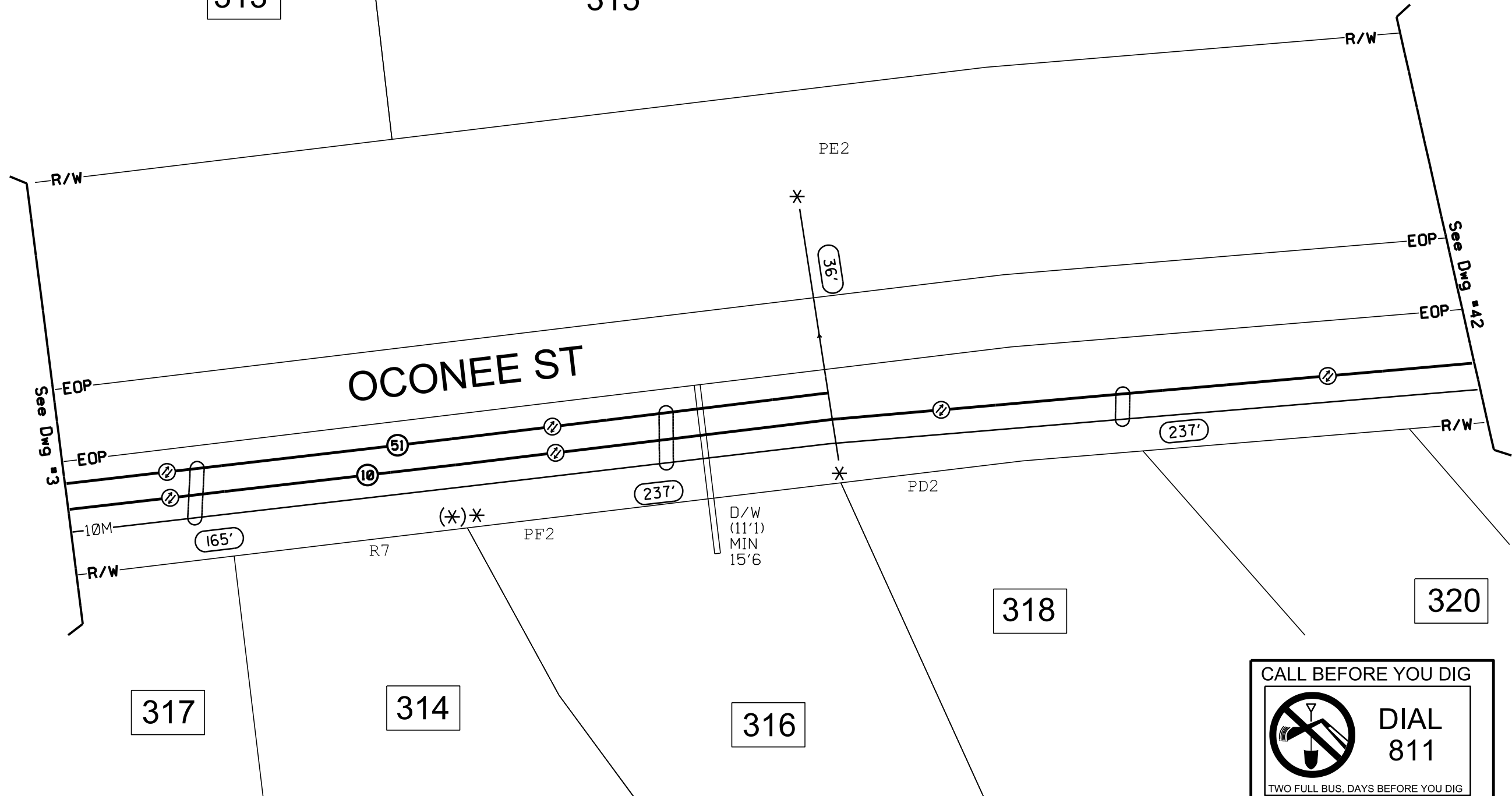
TRAFFIC CONTROL TO BE HANDLED  
 IN ACCORDANCE WITH THE LATEST  
 APPROVED EDITION OF MUTCD

<b>ATTSE</b>	
PROPOSED TELEPHONE FACILITIES ON RIGHT OF WAY OF M.L.K. JR DR	
COUNTY OF PUTNAM	
Exchange:	706485
Designer:	LIEBERT, MIKE
Phone:	678-276-5660
Authorization:	9RL6I089N
Dwg. <u>40</u> of <u>60</u>	

- ⑩ PROPOSE AERIAL OPTIC FIBER CABLE  
SIZE OF FIBER: 288
- ⑤① PROPOSE AERIAL OPTIC FIBER CABLE  
SIZE OF FIBER: 48

VACANT  
315

313



OCONEE ST

317

314

316

318

320

**CAUTION:**  
301V-15KV TO GRND

**CALL BEFORE YOU DIG**

**DIAL 811**

TWO FULL BUS. DAYS BEFORE YOU DIG

IT IS THE CONTRACTORS RESPONSIBILITY TO CONTACT UTILITY COMPANIES PRIOR TO ANY CONSTRUCTION AS THE LOCATION OF UTILITIES SHOWN ON THIS PLAT ARE APPROXIMATE AND POSSIBLY INCOMPLETE. THEREFORE CERTIFICATION TO THE LOCATION OF ALL UNDERGROUND UTILITIES IS WITHHELD.

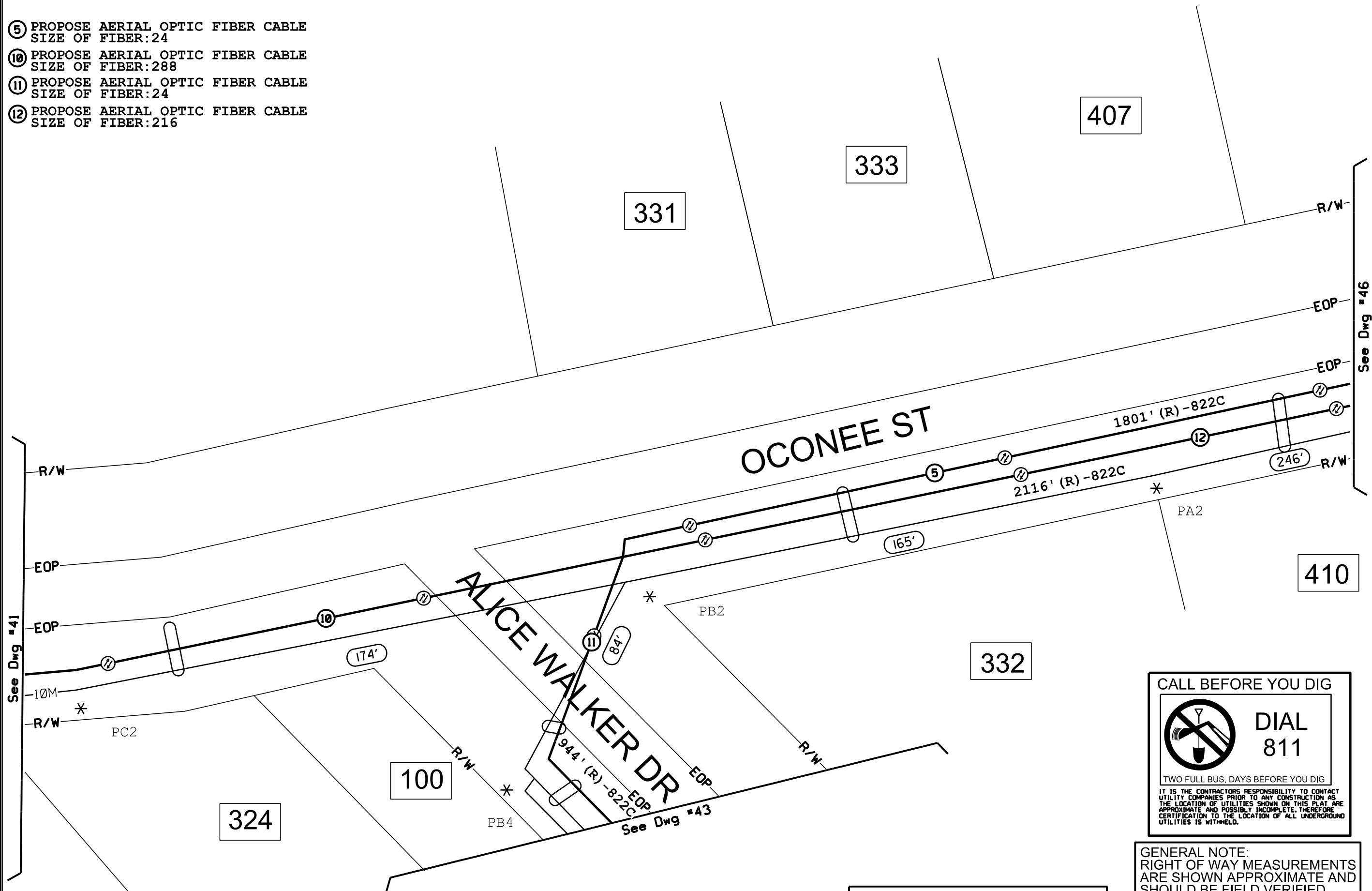
**GENERAL NOTE:**  
RIGHT OF WAY MEASUREMENTS  
ARE SHOWN APPROXIMATE AND  
SHOULD BE FIELD VERIFIED  
PRIOR TO CONSTRUCTION

**TRAFFIC CONTROL TO BE HANDLED  
IN ACCORDANCE WITH THE LATEST  
APPROVED EDITION OF MUTCD**

<b>ATTSE</b>	
PROPOSED TELEPHONE FACILITIES ON RIGHT OF WAY OF OCONEE ST	
COUNTY OF PUTNAM	
Exchange:	706485
Designer:	LIEBERT, MIKE
Phone:	678-276-5660
Authorization:	9RL6I089N
Dwg. <u>41</u> of <u>60</u>	



- ⑤ PROPOSE AERIAL OPTIC FIBER CABLE  
SIZE OF FIBER: 24
- ⑩ PROPOSE AERIAL OPTIC FIBER CABLE  
SIZE OF FIBER: 288
- ⑪ PROPOSE AERIAL OPTIC FIBER CABLE  
SIZE OF FIBER: 24
- ⑫ PROPOSE AERIAL OPTIC FIBER CABLE  
SIZE OF FIBER: 216



See Dwg #46

See Dwg #41

See Dwg #43

**CALL BEFORE YOU DIG**

**DIAL 811**

TWO FULL BUS. DAYS BEFORE YOU DIG

IT IS THE CONTRACTOR'S RESPONSIBILITY TO CONTACT UTILITY COMPANIES PRIOR TO ANY CONSTRUCTION AS THE LOCATION OF UTILITIES SHOWN ON THIS PLAN ARE APPROXIMATE AND POSSIBLY INCOMPLETE. THEREFORE CERTIFICATION TO THE LOCATION OF ALL UNDERGROUND UTILITIES IS WITHHELD.

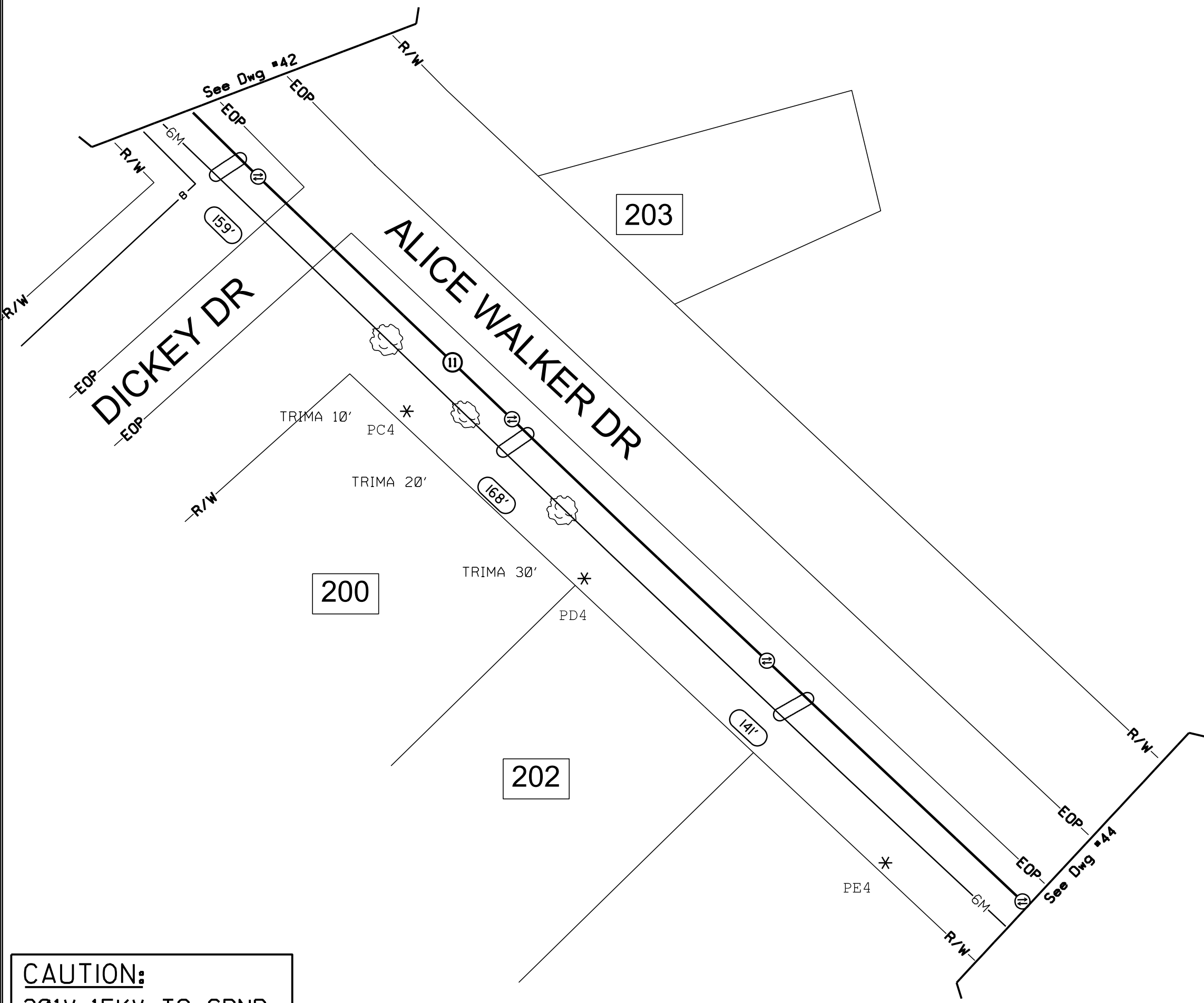
**GENERAL NOTE:**  
RIGHT OF WAY MEASUREMENTS  
ARE SHOWN APPROXIMATE AND  
SHOULD BE FIELD VERIFIED  
PRIOR TO CONSTRUCTION

**CAUTION:**  
3Ø1V-15KV TO GRND

TRAFFIC CONTROL TO BE HANDLED  
IN ACCORDANCE WITH THE LATEST  
APPROVED EDITION OF MUTCD

<b>ATTSE</b>	
PROPOSED TELEPHONE FACILITIES ON RIGHT OF WAY OF OCONEE ST	
COUNTY OF PUTNAM	
Exchange:	706485
Designer:	LIEBERT, MIKE
Phone:	678-276-5660
Authorization:	9RL6I089N
Dwg. <u>42</u> of <u>60</u>	

11 PROPOSE AERIAL OPTIC FIBER CABLE  
 SIZE OF FIBER: 24



**CAUTION:**  
 301V-15KV TO GRND

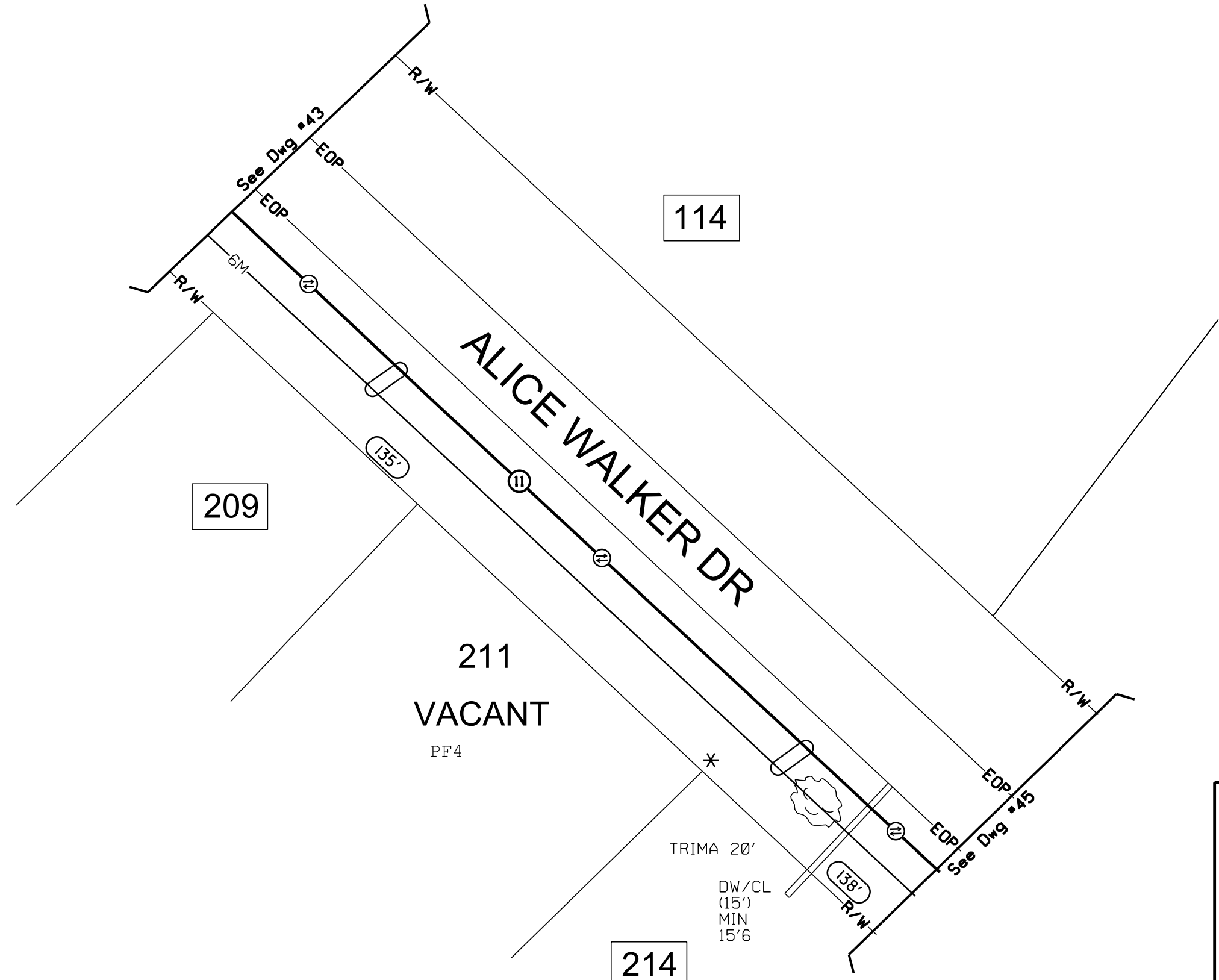


**GENERAL NOTE:**  
 RIGHT OF WAY MEASUREMENTS ARE SHOWN APPROXIMATE AND SHOULD BE FIELD VERIFIED PRIOR TO CONSTRUCTION

**TRAFFIC CONTROL TO BE HANDLED IN ACCORDANCE WITH THE LATEST APPROVED EDITION OF MUTCD**

<b>ATTSE</b>	
PROPOSED TELEPHONE FACILITIES ON RIGHT OF WAY OF ALICE WALKER DR	
COUNTY OF PUTNAM	
Exchange:	706485
Designer:	LIEBERT, MIKE
Phone:	678-276-5660
Authorization:	9RL6I089N
Dwg. <u>43</u> of <u>60</u>	

11 PROPOSE AERIAL OPTIC FIBER CABLE  
SIZE OF FIBER:24



**CALL BEFORE YOU DIG**

**DIAL 811**

TWO FULL BUS. DAYS BEFORE YOU DIG

IT IS THE CONTRACTORS RESPONSIBILITY TO CONTACT UTILITY COMPANIES PRIOR TO ANY CONSTRUCTION AS THE LOCATION OF UTILITIES SHOWN ON THIS PLAN ARE APPROXIMATE AND POSSIBLY INCOMPLETE. THEREFORE CERTIFICATION TO THE LOCATION OF ALL UNDERGROUND UTILITIES IS WITHHELD.

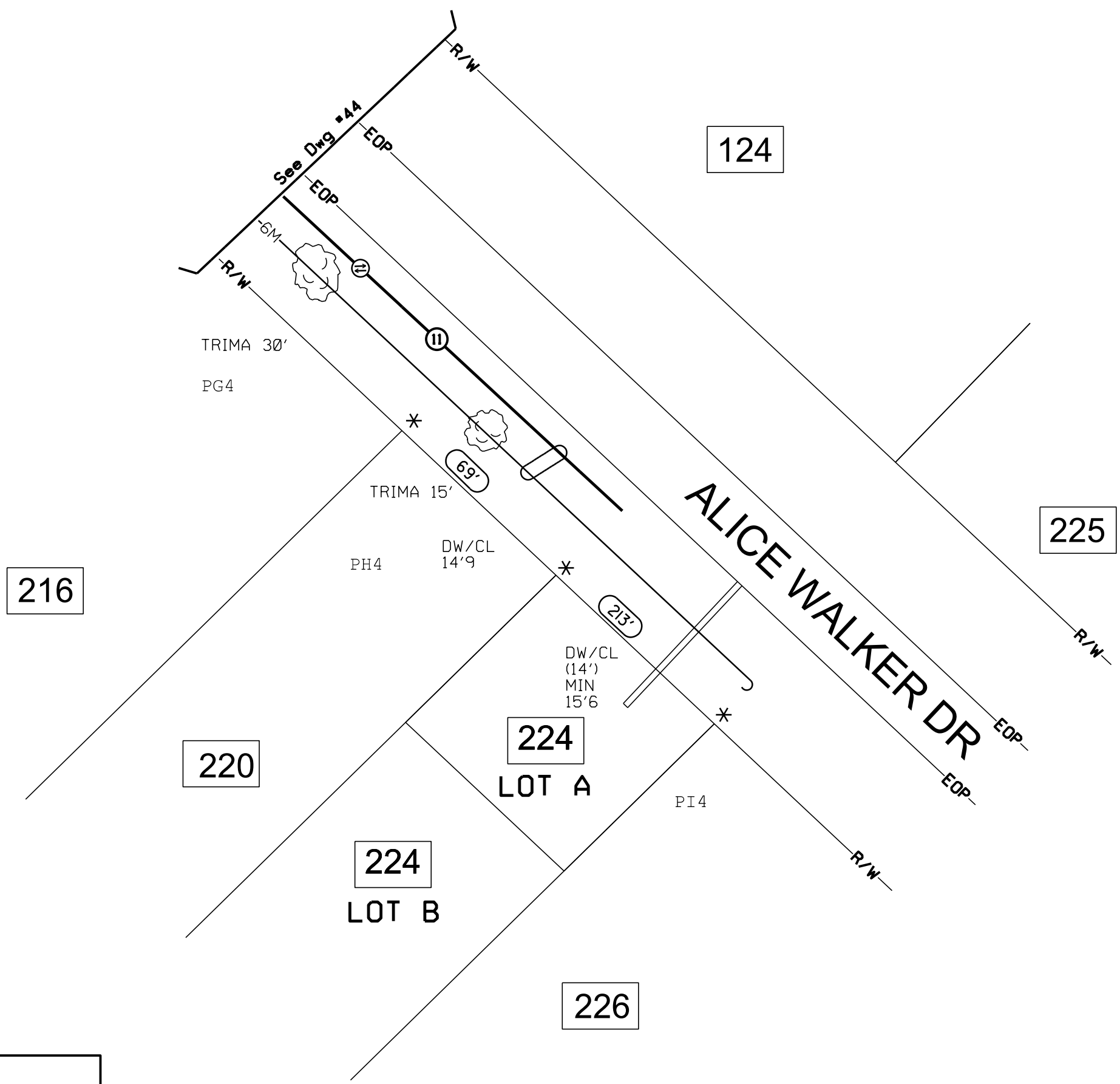
**GENERAL NOTE:**  
RIGHT OF WAY MEASUREMENTS  
ARE SHOWN APPROXIMATE AND  
SHOULD BE FIELD VERIFIED  
PRIOR TO CONSTRUCTION

**TRAFFIC CONTROL TO BE HANDLED  
IN ACCORDANCE WITH THE LATEST  
APPROVED EDITION OF MUTCD**

**CAUTION:**  
3Ø1V-15KV TO GRND

<b>ATTSE</b>	
PROPOSED TELEPHONE FACILITIES ON RIGHT OF WAY OF ALICE WALKER DR	
COUNTY OF PUTNAM	
Exchange:	706485
Designer:	LIEBERT,MIKE
Phone:	678-276-5660
Authorization:	9RL6I089N
Dwg. <u>44</u> of <u>60</u>	

11 PROPOSE AERIAL OPTIC FIBER CABLE  
 SIZE OF FIBER: 24



216

220

224  
LOT B

224  
LOT A

226

124

225

ALICE WALKER DR

**CAUTION:**  
 3Ø1V-15KV TO GRND

**CALL BEFORE YOU DIG**



**DIAL 811**

TWO FULL BUS. DAYS BEFORE YOU DIG

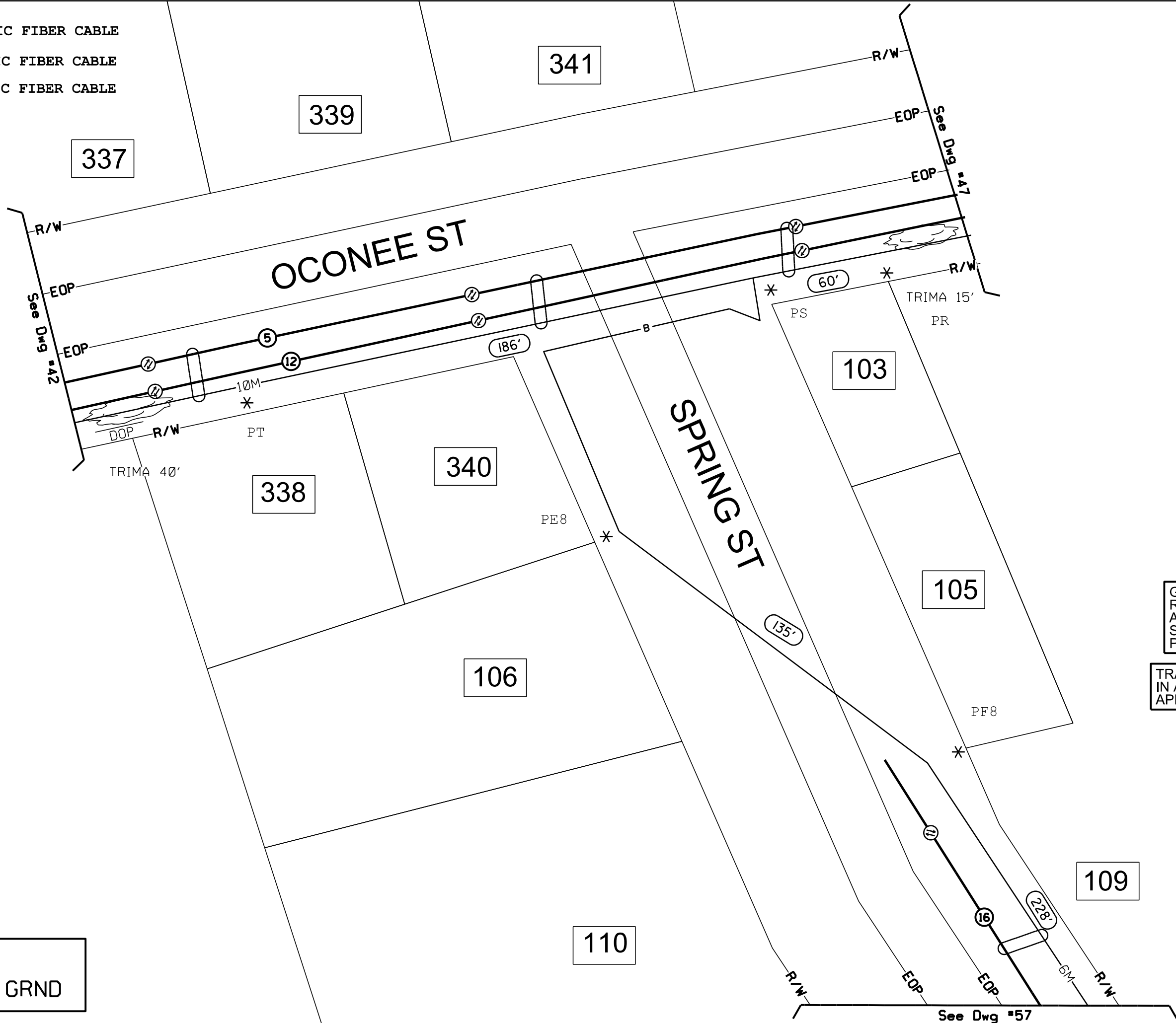
IT IS THE CONTRACTOR'S RESPONSIBILITY TO CONTACT UTILITY COMPANIES PRIOR TO ANY CONSTRUCTION AS THE LOCATION OF UTILITIES SHOWN ON THIS PLAN ARE APPROXIMATE AND POSSIBLY INCOMPLETE. THEREFORE CERTIFICATION TO THE LOCATION OF ALL UNDERGROUND UTILITIES IS WITHHELD.

**GENERAL NOTE:**  
 RIGHT OF WAY MEASUREMENTS ARE SHOWN APPROXIMATE AND SHOULD BE FIELD VERIFIED PRIOR TO CONSTRUCTION

TRAFFIC CONTROL TO BE HANDLED IN ACCORDANCE WITH THE LATEST APPROVED EDITION OF MUTCD

<b>ATTSE</b>	
PROPOSED TELEPHONE FACILITIES ON RIGHT OF WAY OF ALICE WALKER DR	
COUNTY OF PUTNAM	
Exchange:	706485
Designer:	LIEBERT, MIKE
Phone:	678-276-5660
Authorization:	9RL6I089N
Dwg. <u>45</u> of <u>60</u>	

- ⑤ PROPOSE AERIAL OPTIC FIBER CABLE  
SIZE OF FIBER:24
- ⑫ PROPOSE AERIAL OPTIC FIBER CABLE  
SIZE OF FIBER:216
- ⑯ PROPOSE AERIAL OPTIC FIBER CABLE  
SIZE OF FIBER:48



**CAUTION:**  
301V-15KV TO GRND

**CALL BEFORE YOU DIG**

**DIAL 811**

TWO FULL BUS. DAYS BEFORE YOU DIG

IT IS THE CONTRACTOR'S RESPONSIBILITY TO CONTACT UTILITY COMPANIES PRIOR TO ANY CONSTRUCTION AS THE LOCATION OF UTILITIES SHOWN ON THIS PLAN ARE APPROXIMATE AND POSSIBLY INCOMPLETE. THEREFORE CERTIFICATION TO THE LOCATION OF ALL UNDERGROUND UTILITIES IS WITHHELD.

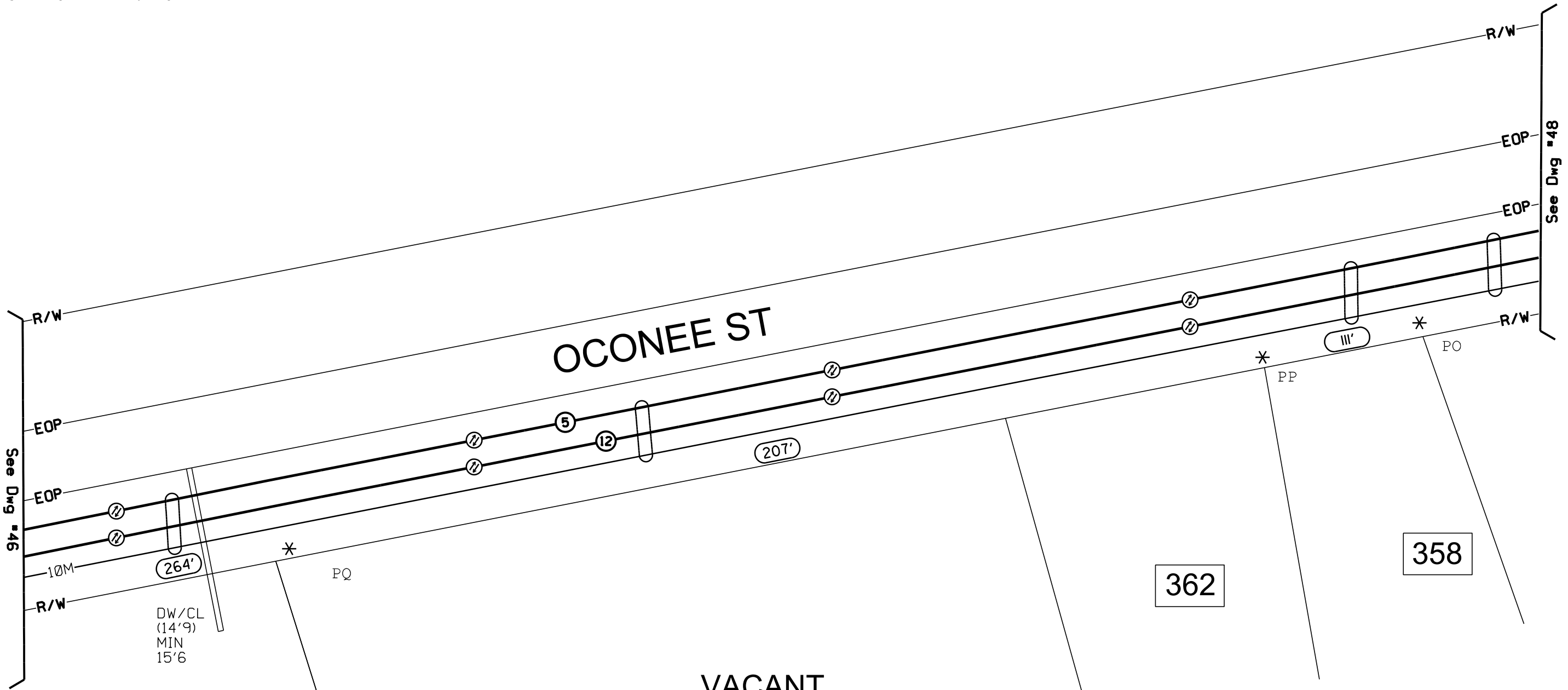
**GENERAL NOTE:**  
RIGHT OF WAY MEASUREMENTS ARE SHOWN APPROXIMATE AND SHOULD BE FIELD VERIFIED PRIOR TO CONSTRUCTION

TRAFFIC CONTROL TO BE HANDLED IN ACCORDANCE WITH THE LATEST APPROVED EDITION OF MUTCD

<b>ATTSE</b>	
PROPOSED TELEPHONE FACILITIES ON RIGHT OF WAY OF OCONEE ST	
COUNTY OF PUTNAM	
Exchange:	706485
Designer:	LIEBERT,MIKE
Phone:	678-276-5660
Authorization:	9RL6I089N
Dwg. <u>46</u> of <u>60</u>	

See Dwg #57

- ⑤ PROPOSE AERIAL OPTIC FIBER CABLE  
SIZE OF FIBER:24
- ⑫ PROPOSE AERIAL OPTIC FIBER CABLE  
SIZE OF FIBER:216



**CAUTION:**  
3Ø1V-15KV TO GRND

**CALL BEFORE YOU DIG**

**DIAL 811**

TWO FULL BUS. DAYS BEFORE YOU DIG

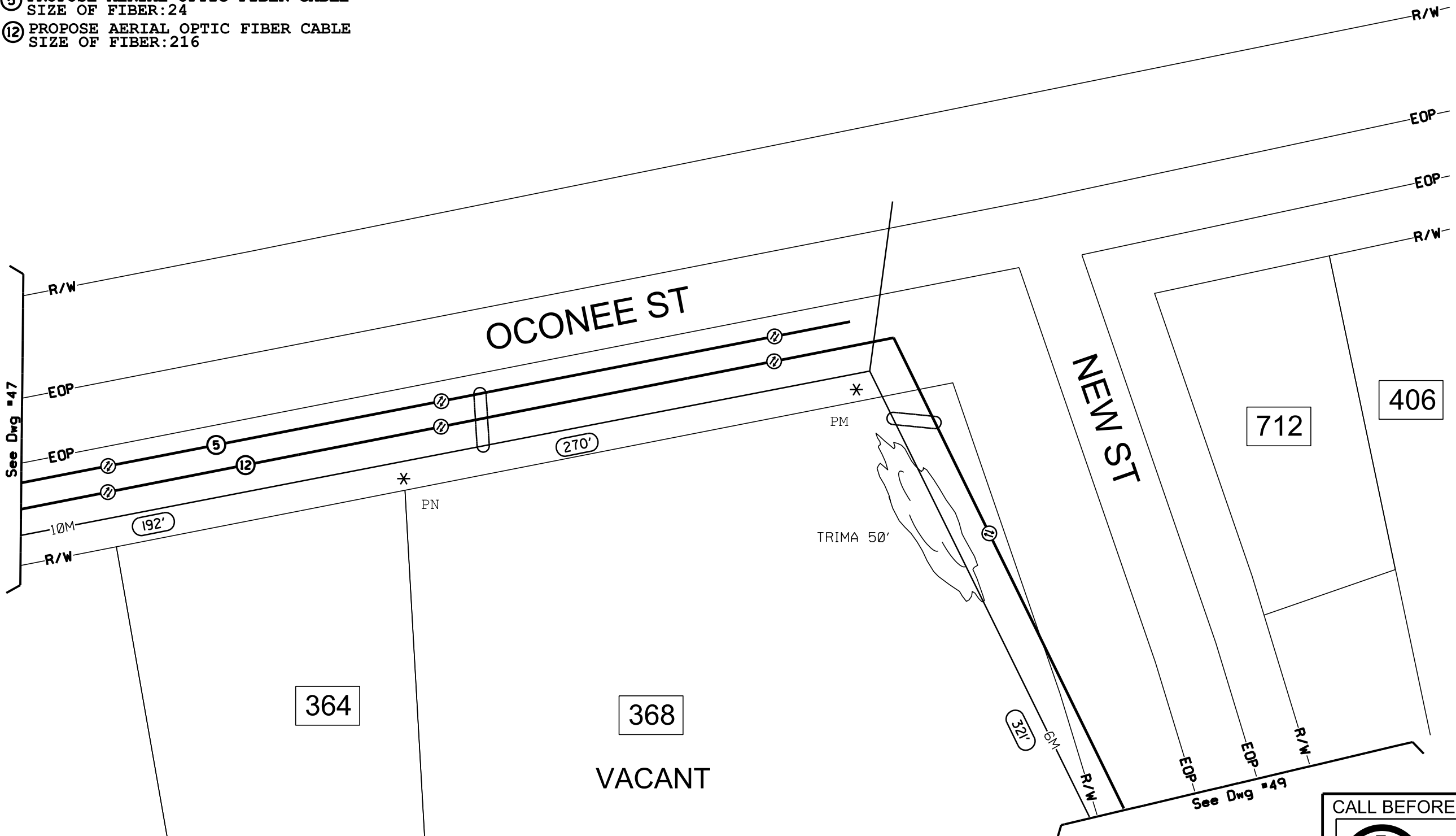
IT IS THE CONTRACTOR'S RESPONSIBILITY TO CONTACT UTILITY COMPANIES PRIOR TO ANY CONSTRUCTION AS THE LOCATION OF UTILITIES SHOWN ON THIS PLAN ARE APPROXIMATE AND POSSIBLY INCOMPLETE. THEREFORE CERTIFICATION TO THE LOCATION OF ALL UNDERGROUND UTILITIES IS WITHHELD.

**GENERAL NOTE:**  
RIGHT OF WAY MEASUREMENTS ARE SHOWN APPROXIMATE AND SHOULD BE FIELD VERIFIED PRIOR TO CONSTRUCTION

TRAFFIC CONTROL TO BE HANDLED IN ACCORDANCE WITH THE LATEST APPROVED EDITION OF MUTCD

<b>ATTSE</b>	
PROPOSED TELEPHONE FACILITIES ON RIGHT OF WAY OF OCONEE ST	
COUNTY OF PUTNAM	
Exchange:	706485
Designer:	LIEBERT,MIKE
Phone:	678-276-5660
Authorization:	9RL6I089N
Dwg.	47 of 60

- ⑤ PROPOSE AERIAL OPTIC FIBER CABLE  
SIZE OF FIBER:24
- ⑫ PROPOSE AERIAL OPTIC FIBER CABLE  
SIZE OF FIBER:216



**CAUTION:**  
3Ø1V-15KV TO GRND

**CALL BEFORE YOU DIG**



**DIAL 811**

TWO FULL BUS. DAYS BEFORE YOU DIG

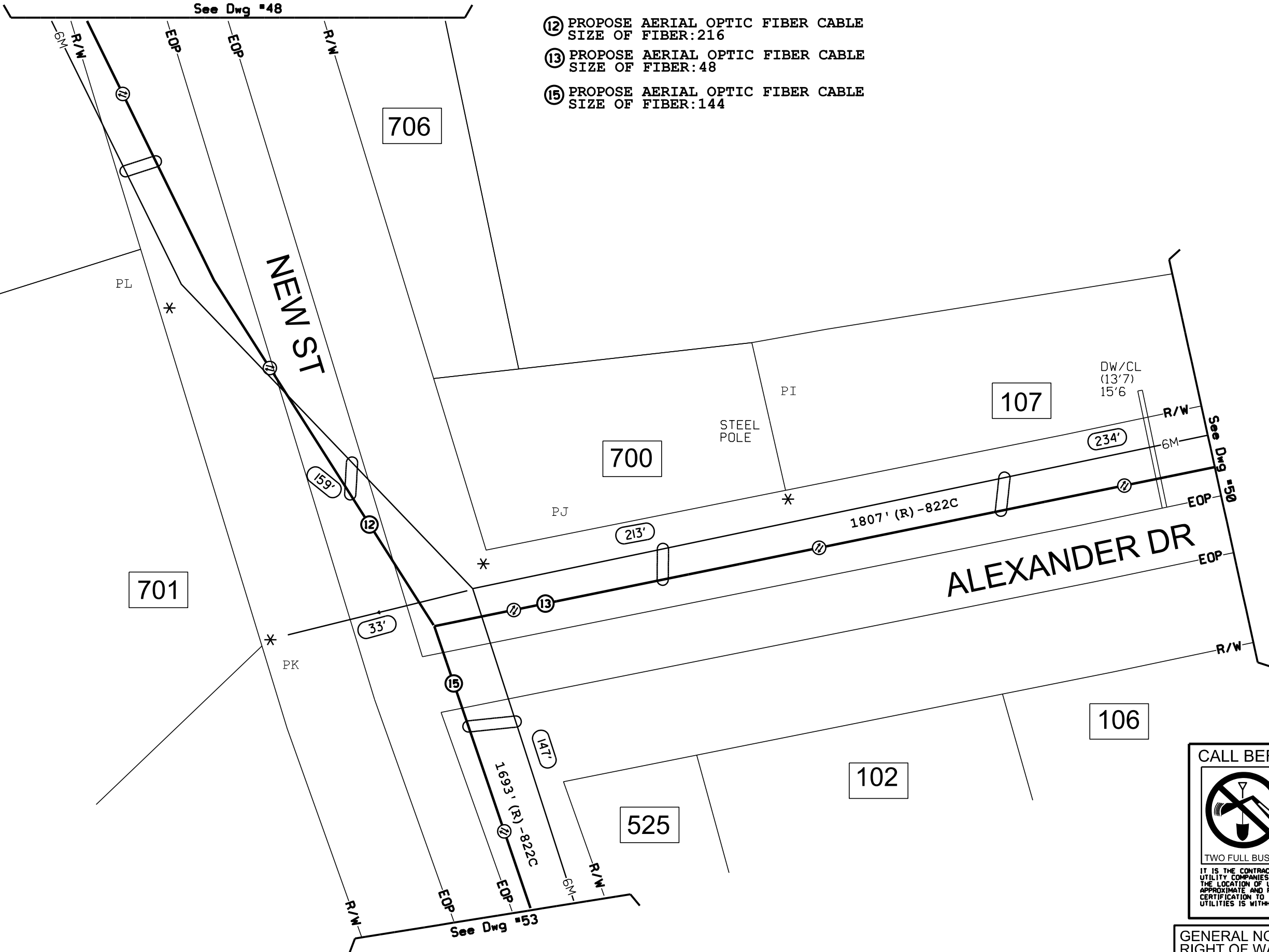
IT IS THE CONTRACTORS RESPONSIBILITY TO CONTACT UTILITY COMPANIES PRIOR TO ANY CONSTRUCTION AS THE LOCATION OF UTILITIES SHOWN ON THIS PLAN ARE APPROXIMATE AND POSSIBLY INCOMPLETE. THEREFORE CERTIFICATION TO THE LOCATION OF ALL UNDERGROUND UTILITIES IS WITHHELD.

**GENERAL NOTE:**  
RIGHT OF WAY MEASUREMENTS  
ARE SHOWN APPROXIMATE AND  
SHOULD BE FIELD VERIFIED  
PRIOR TO CONSTRUCTION

**TRAFFIC CONTROL TO BE HANDLED  
IN ACCORDANCE WITH THE LATEST  
APPROVED EDITION OF MUTCD**

<b>ATTSE</b>	
PROPOSED TELEPHONE FACILITIES ON RIGHT OF WAY OF OCONEE ST	
COUNTY OF PUTNAM	
Exchange:	706485
Designer:	LIEBERT,MIKE
Phone:	678-276-5660
Authorization:	9RL6I089N
Dwg. <u>48</u> of <u>60</u>	

- ⑫ PROPOSE AERIAL OPTIC FIBER CABLE  
SIZE OF FIBER: 216
- ⑬ PROPOSE AERIAL OPTIC FIBER CABLE  
SIZE OF FIBER: 48
- ⑮ PROPOSE AERIAL OPTIC FIBER CABLE  
SIZE OF FIBER: 144



**CAUTION:**  
3Ø1V-15KV TO GRND

**CALL BEFORE YOU DIG**

**DIAL 811**

TWO FULL BUS. DAYS BEFORE YOU DIG

IT IS THE CONTRACTOR'S RESPONSIBILITY TO CONTACT UTILITY COMPANIES PRIOR TO ANY CONSTRUCTION AS THE LOCATION OF UTILITIES SHOWN ON THIS PLAN ARE APPROXIMATE AND POSSIBLY INCOMPLETE. THEREFORE CERTIFICATION TO THE LOCATION OF ALL UNDERGROUND UTILITIES IS WITHHELD.

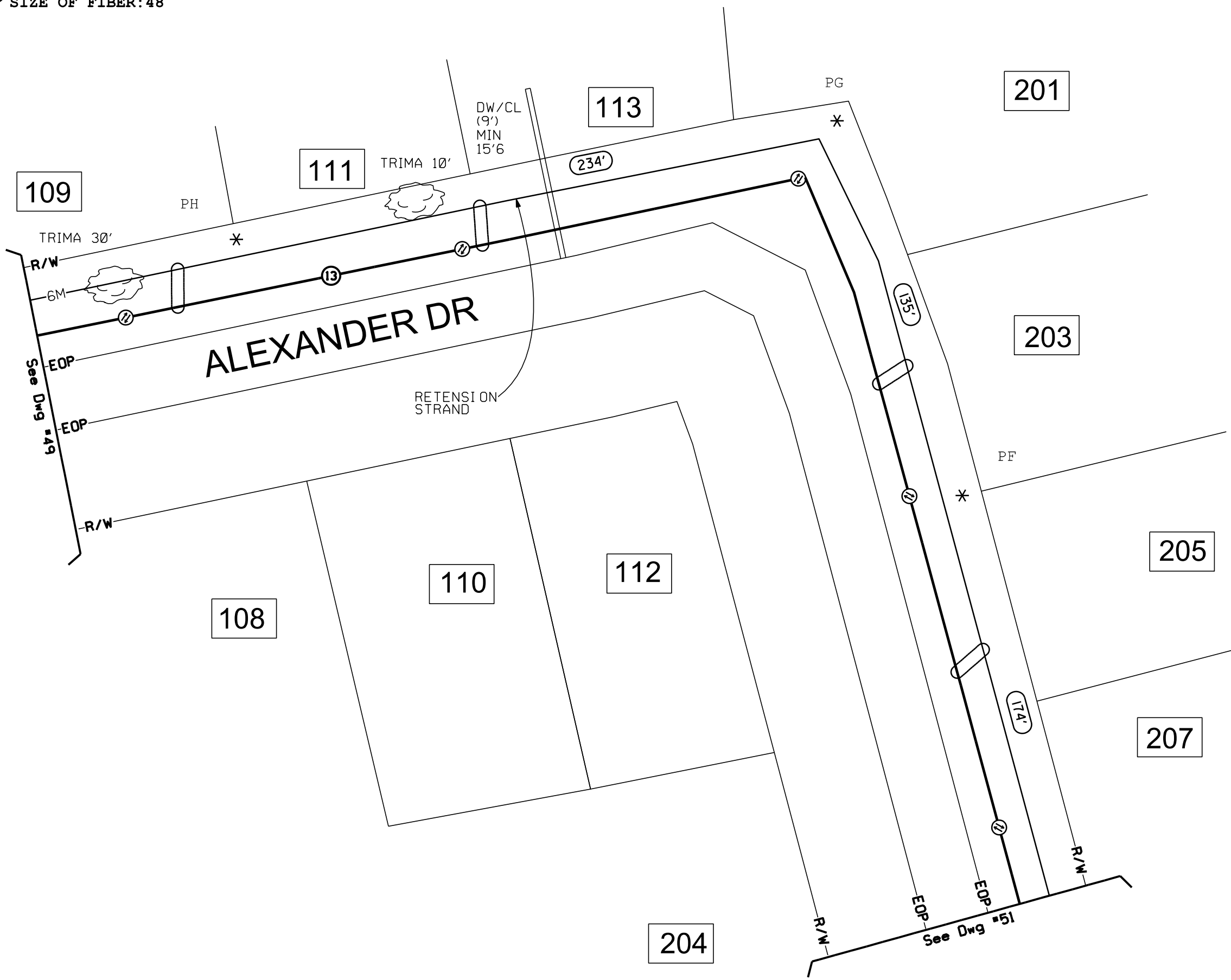
**GENERAL NOTE:**  
RIGHT OF WAY MEASUREMENTS ARE SHOWN APPROXIMATE AND SHOULD BE FIELD VERIFIED PRIOR TO CONSTRUCTION

**TRAFFIC CONTROL TO BE HANDLED IN ACCORDANCE WITH THE LATEST APPROVED EDITION OF MUTCD**

<b>ATTSE</b>	
PROPOSED TELEPHONE FACILITIES ON RIGHT OF WAY OF NEW ST	
COUNTY OF PUTNAM	
Exchange:	706485
Designer:	LIEBERT, MIKE
Phone:	678-276-5660
Authorization:	9RL6I089N
Dwg. <u>49</u> of <u>60</u>	



13 PROPOSE AERIAL OPTIC FIBER CABLE  
 SIZE OF FIBER: 48



**CAUTION:**  
 3Ø1V-15KV TO GRND

**CALL BEFORE YOU DIG**



**DIAL 811**

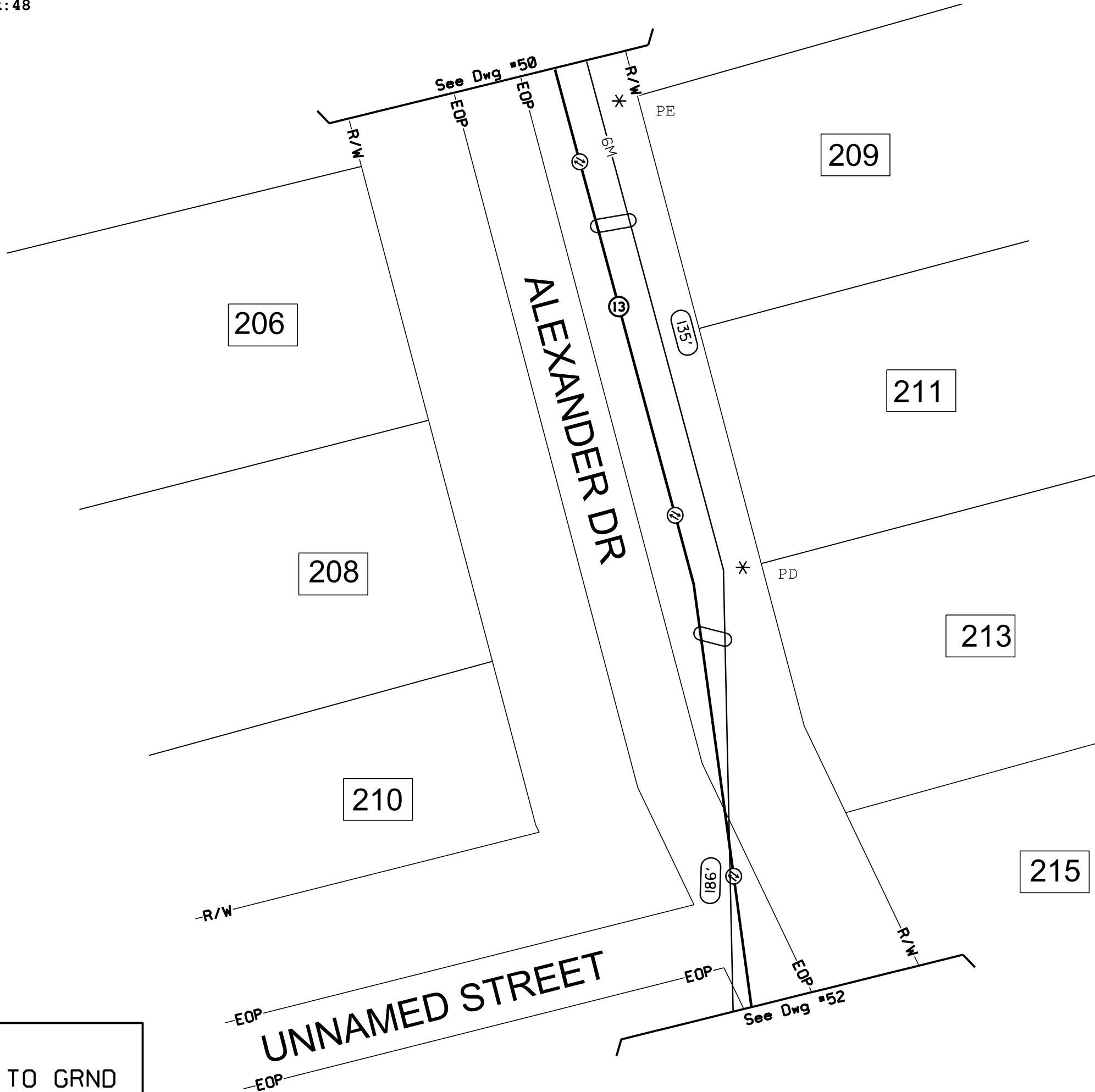
TWO FULL BUS. DAYS BEFORE YOU DIG

IT IS THE CONTRACTOR'S RESPONSIBILITY TO CONTACT UTILITY COMPANIES PRIOR TO ANY CONSTRUCTION AS THE LOCATION OF UTILITIES SHOWN ON THIS PLAN ARE APPROXIMATE AND POSSIBLY INCOMPLETE. THEREFORE CERTIFICATION TO THE LOCATION OF ALL UNDERGROUND UTILITIES IS WITHHELD.

**GENERAL NOTE:**  
 RIGHT OF WAY MEASUREMENTS ARE SHOWN APPROXIMATE AND SHOULD BE FIELD VERIFIED PRIOR TO CONSTRUCTION

**TRAFFIC CONTROL TO BE HANDLED IN ACCORDANCE WITH THE LATEST APPROVED EDITION OF MUTCD**

<b>ATTSE</b>	
PROPOSED TELEPHONE FACILITIES ON RIGHT OF WAY OF ALEXANDER DR	
COUNTY OF PUTNAM	
Exchange:	706485
Designer:	LIEBERT, MIKE
Phone:	678-276-5660
Authorization:	9RL6I089N
Dwg. <u>50</u> of <u>60</u>	



**CAUTION:**  
 3Ø1V-15KV TO GRND

**CALL BEFORE YOU DIG**

**DIAL 811**

TWO FULL BUS. DAYS BEFORE YOU DIG

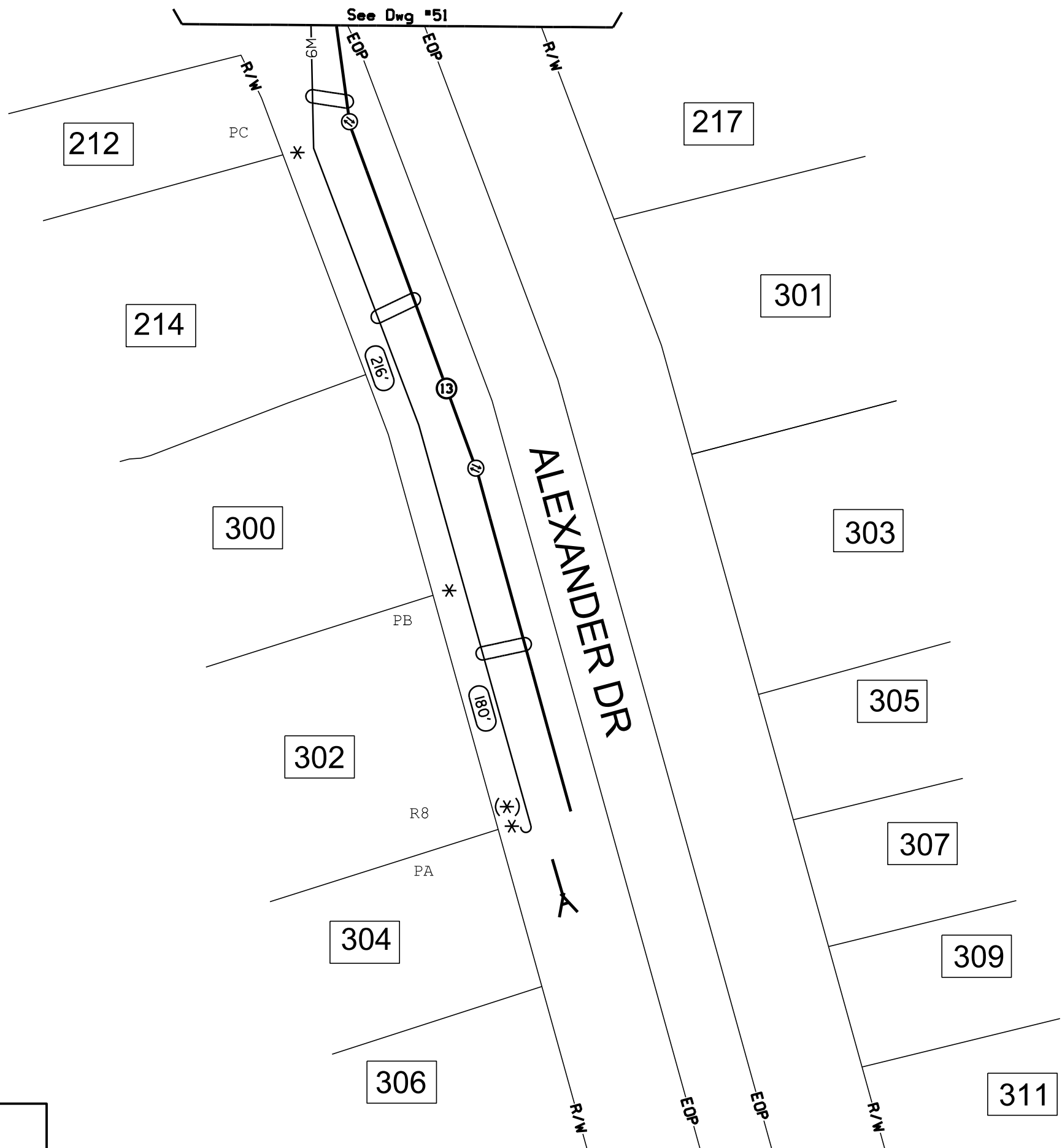
IT IS THE CONTRACTOR'S RESPONSIBILITY TO CONTACT UTILITY COMPANIES PRIOR TO ANY CONSTRUCTION AS THE LOCATION OF UTILITIES SHOWN ON THIS PLAN ARE APPROXIMATE AND POSSIBLY INCOMPLETE. THEREFORE CERTIFICATION TO THE LOCATION OF ALL UNDERGROUND UTILITIES IS WITHHELD.

**GENERAL NOTE:**  
 RIGHT OF WAY MEASUREMENTS ARE SHOWN APPROXIMATE AND SHOULD BE FIELD VERIFIED PRIOR TO CONSTRUCTION

TRAFFIC CONTROL TO BE HANDLED IN ACCORDANCE WITH THE LATEST APPROVED EDITION OF MUTCD

<b>ATTSE</b>	
PROPOSED TELEPHONE FACILITIES ON RIGHT OF WAY OF ALEXANDER DR	
COUNTY OF PUTNAM	
Exchange:	706485
Designer:	LIEBERT, MIKE
Phone:	678-276-5660
Authorization:	9RL6I089N
Dwg. <u>51</u> of <u>60</u>	

13 PROPOSE AERIAL OPTIC FIBER CABLE  
 SIZE OF FIBER: 48



**CAUTION:**  
 301V-15KV TO GRND

**CALL BEFORE YOU DIG**

**DIAL 811**

TWO FULL BUS. DAYS BEFORE YOU DIG

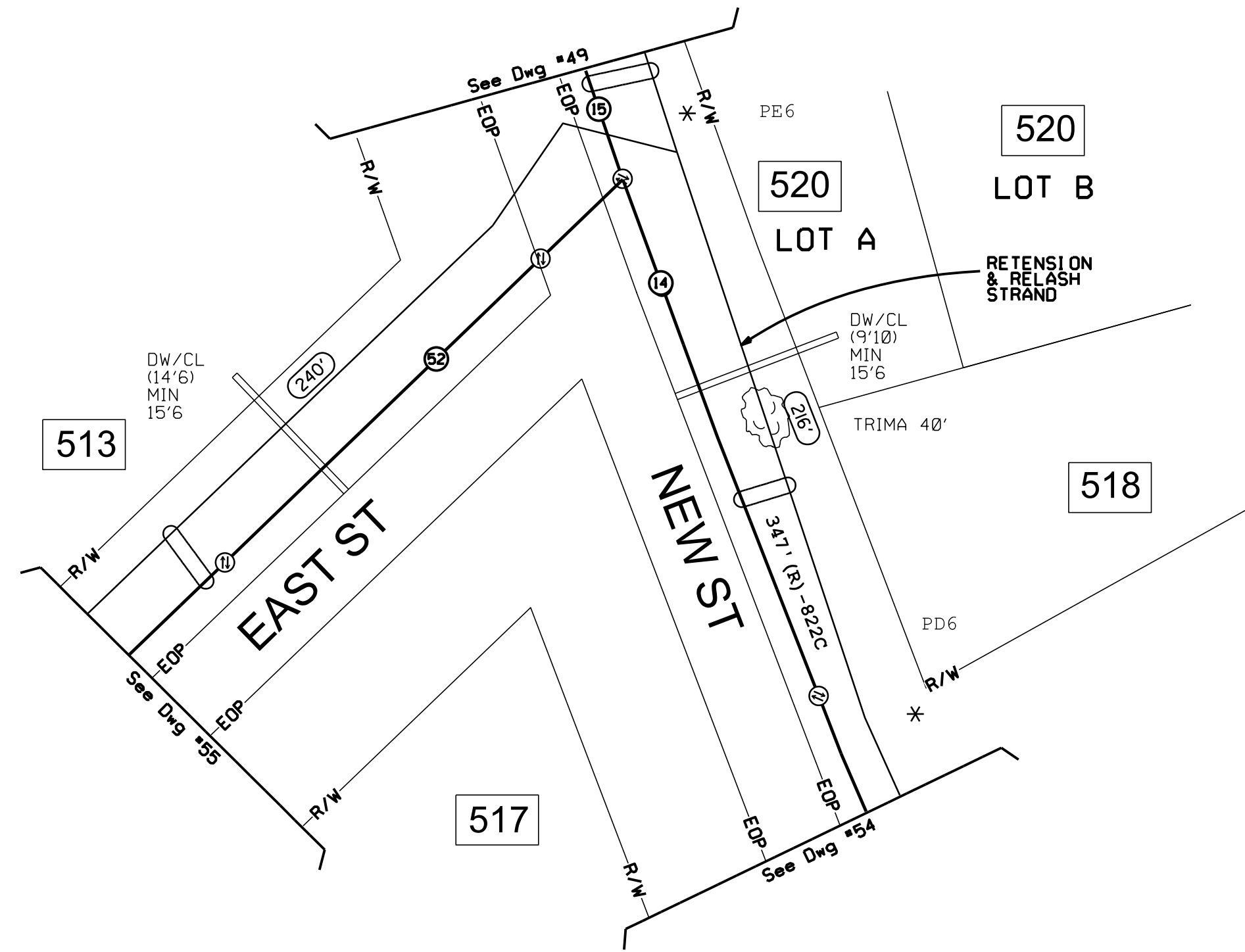
IT IS THE CONTRACTORS RESPONSIBILITY TO CONTACT UTILITY COMPANIES PRIOR TO ANY CONSTRUCTION AS THE LOCATION OF UTILITIES SHOWN ON THIS PLAN ARE APPROXIMATE AND POSSIBLY INCOMPLETE. THEREFORE CERTIFICATION TO THE LOCATION OF ALL UNDERGROUND UTILITIES IS WITHHELD.

**GENERAL NOTE:**  
 RIGHT OF WAY MEASUREMENTS  
 ARE SHOWN APPROXIMATE AND  
 SHOULD BE FIELD VERIFIED  
 PRIOR TO CONSTRUCTION

**TRAFFIC CONTROL TO BE HANDLED  
 IN ACCORDANCE WITH THE LATEST  
 APPROVED EDITION OF MUTCD**

<b>ATTSE</b>	
PROPOSED TELEPHONE FACILITIES ON RIGHT OF WAY OF ALEXANDER DR	
COUNTY OF PUTNAM	
Exchange:	706485
Designer:	LIEBERT, MIKE
Phone:	678-276-5660
Authorization:	9RL6I089N
Dwg. <u>52</u> of <u>60</u>	

- ⑭ PROPOSE AERIAL OPTIC FIBER CABLE
- ⑮ PROPOSE AERIAL OPTIC FIBER CABLE
- ⑮ SIZE OF FIBER:144
- ⑵ PROPOSE AERIAL OPTIC FIBER CABLE
- ⑵ SIZE OF FIBER:144



**CAUTION:**  
3Ø1V-15KV TO GRND

**CALL BEFORE YOU DIG**

**DIAL 811**

TWO FULL BUS. DAYS BEFORE YOU DIG

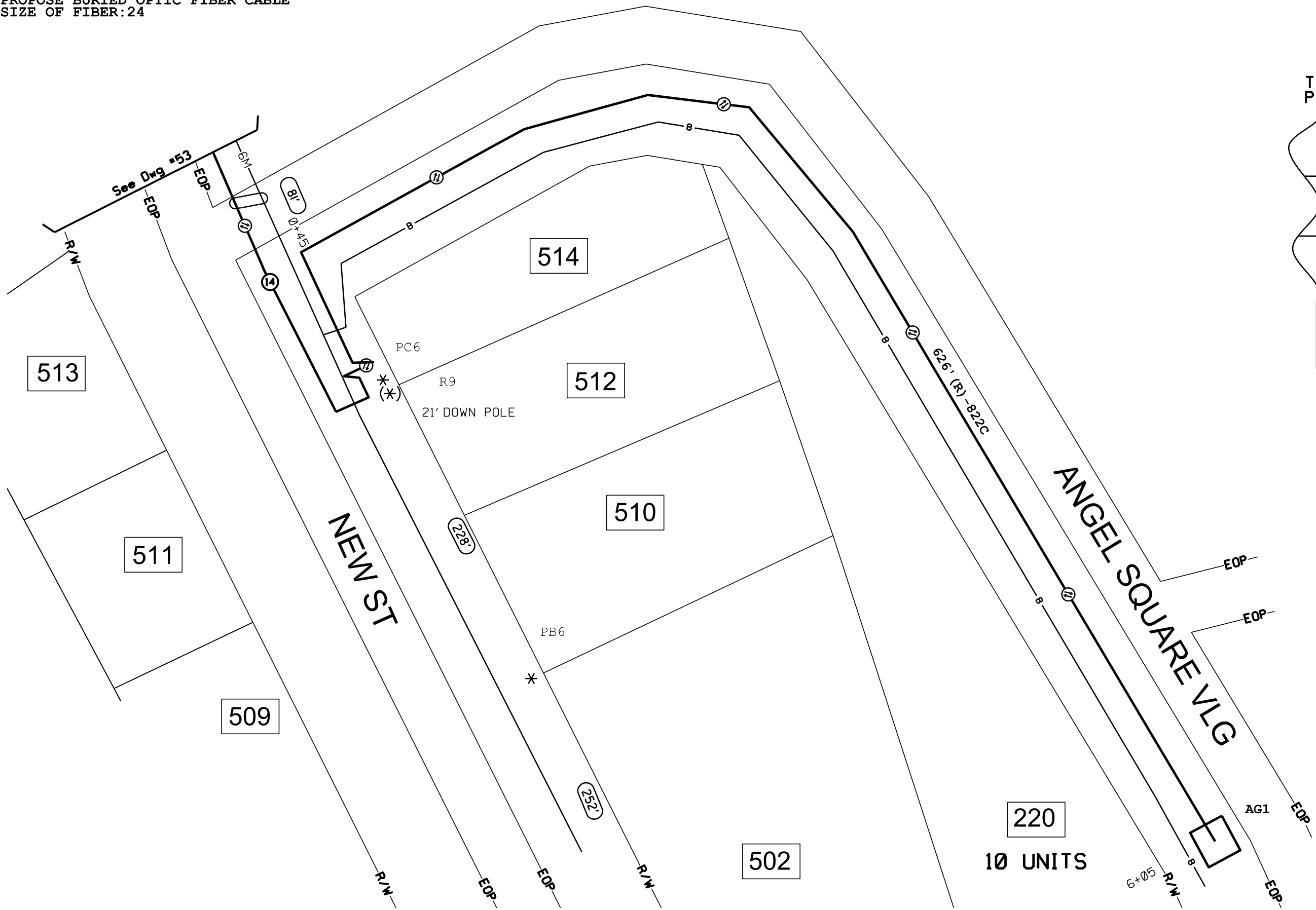
IT IS THE CONTRACTORS RESPONSIBILITY TO CONTACT UTILITY COMPANIES PRIOR TO ANY CONSTRUCTION AS THE LOCATION OF UTILITIES SHOWN ON THIS PLAN ARE APPROXIMATE AND POSSIBLY INCOMPLETE. THEREFORE CERTIFICATION TO THE LOCATION OF ALL UNDERGROUND UTILITIES IS WITHHELD.

**GENERAL NOTE:**  
RIGHT OF WAY MEASUREMENTS ARE SHOWN APPROXIMATE AND SHOULD BE FIELD VERIFIED PRIOR TO CONSTRUCTION

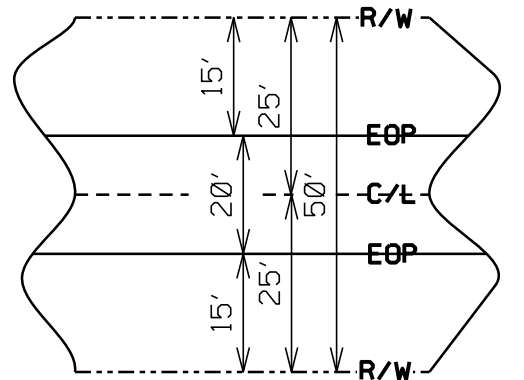
TRAFFIC CONTROL TO BE HANDLED IN ACCORDANCE WITH THE LATEST APPROVED EDITION OF MUTCD

<b>ATTSE</b>	
PROPOSED TELEPHONE FACILITIES ON RIGHT OF WAY OF NEW ST	
COUNTY OF PUTNAM	
Exchange:	706485
Designer:	LIEBERT,MIKE
Phone:	678-276-5660
Authorization:	9RL6I089N
Dwg. <u>53</u> of <u>60</u>	

14 PROPOSE BURIED OPTIC FIBER CABLE  
 SIZE OF FIBER: 24



TYPICAL RIGHT-OF-WAY  
 PROFILE MEASUREMENTS



R/W TO R/W: 50'  
 EOP TO EOP: 20'  
 BURIED FIBER PLACEMENT:  
 8' FROM EOP @ 24" DEPTH

**CALL BEFORE YOU DIG**

**DIAL 811**

TWO FULL BUS. DAYS BEFORE YOU DIG

IT IS THE CONTRACTORS RESPONSIBILITY TO CONTACT UTILITY COMPANIES PRIOR TO ANY CONSTRUCTION AS THE LOCATION OF UTILITIES SHOWN ON THIS PLAT ARE APPROXIMATE AND POSSIBLY INCOMPLETE. THEREFORE CERTIFICATION TO THE LOCATION OF ALL UNDERGROUND UTILITIES IS WITHHELD.

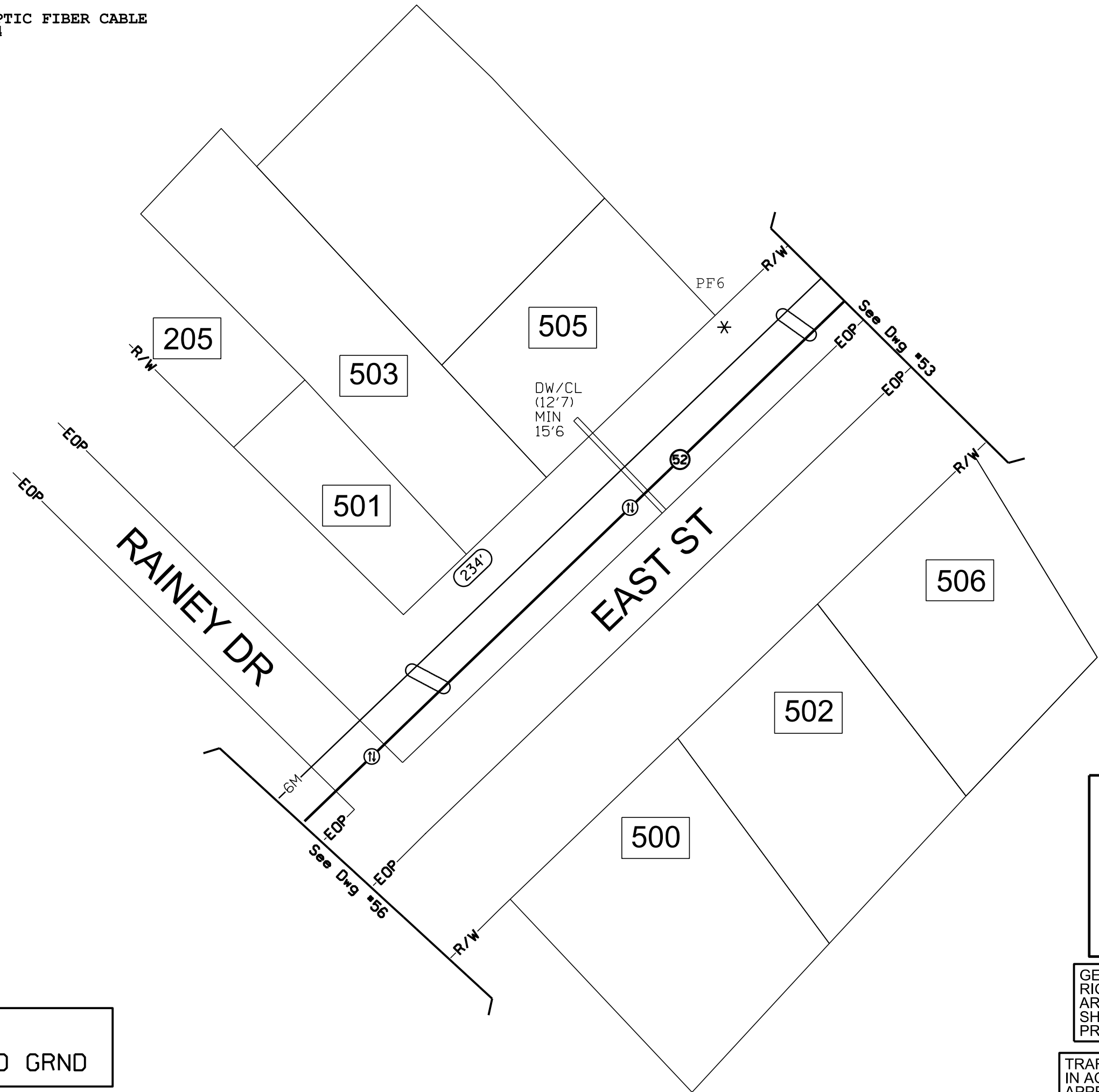
**GENERAL NOTE:**  
 RIGHT OF WAY MEASUREMENTS  
 ARE SHOWN APPROXIMATE AND  
 SHOULD BE FIELD VERIFIED  
 PRIOR TO CONSTRUCTION

**TRAFFIC CONTROL TO BE HANDLED  
 IN ACCORDANCE WITH THE LATEST  
 APPROVED EDITION OF MUTCD**

<b>ATTSE</b>	
PROPOSED TELEPHONE FACILITIES ON RIGHT OF WAY OF NEW ST	
COUNTY OF PUTNAM	
Exchange:	706485
Designer:	LIEBERT, MIKE
Phone:	678-276-5660
Authorization:	9RL6I089N
Dwg. <u>54</u> of <u>60</u>	

**CAUTION:**  
 3Ø1V-15KV TO GRND

52 PROPOSE AERIAL OPTIC FIBER CABLE  
 SIZE OF FIBER: 144



**CAUTION:**  
 3Ø1V-15KV TO GRND

**CALL BEFORE YOU DIG**

**DIAL 811**

TWO FULL BUS. DAYS BEFORE YOU DIG

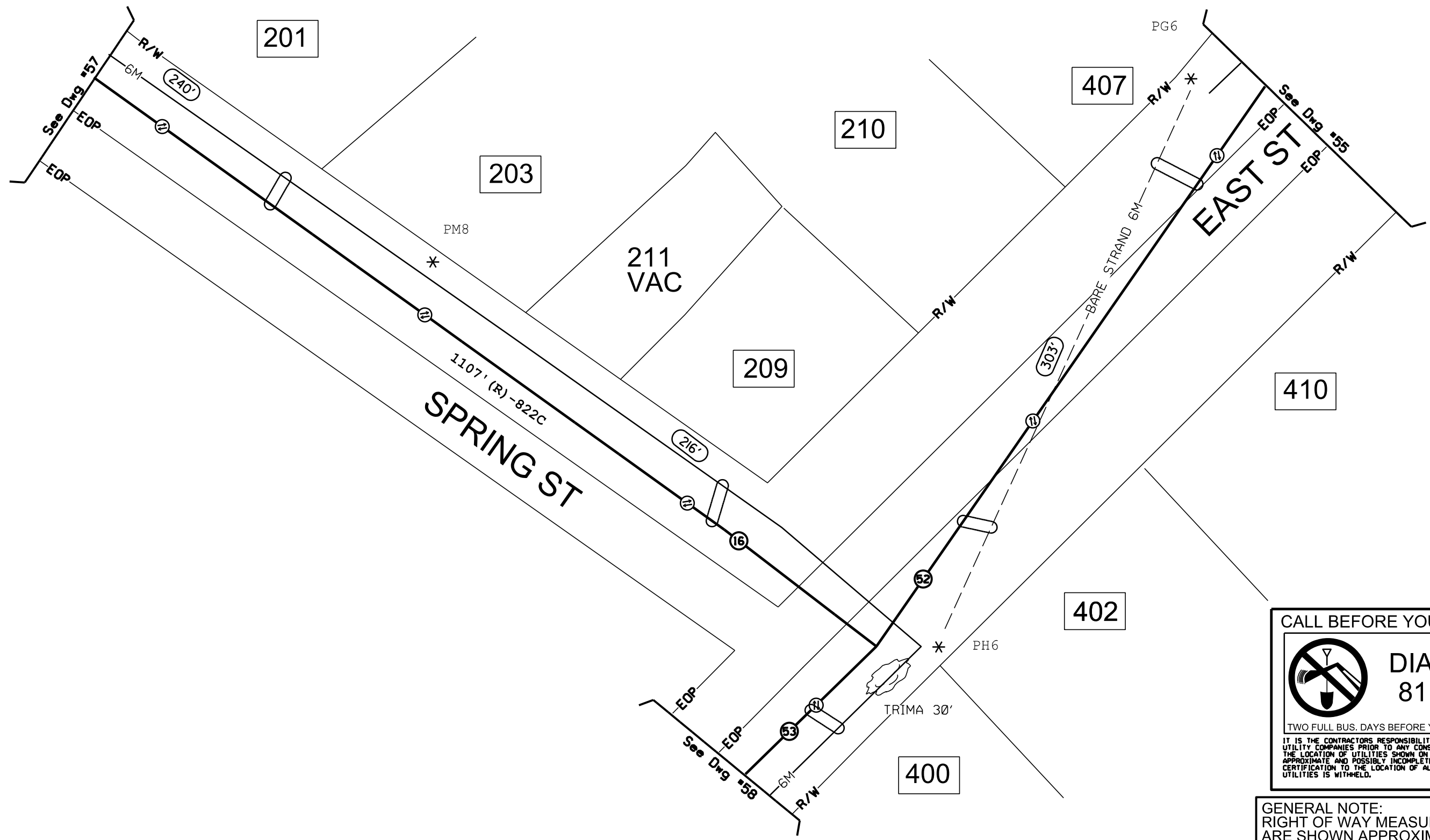
IT IS THE CONTRACTORS RESPONSIBILITY TO CONTACT UTILITY COMPANIES PRIOR TO ANY CONSTRUCTION AS THE LOCATION OF UTILITIES SHOWN ON THIS PLAN ARE APPROXIMATE AND POSSIBLY INCOMPLETE. THEREFORE CERTIFICATION TO THE LOCATION OF ALL UNDERGROUND UTILITIES IS WITHHELD.

**GENERAL NOTE:**  
 RIGHT OF WAY MEASUREMENTS  
 ARE SHOWN APPROXIMATE AND  
 SHOULD BE FIELD VERIFIED  
 PRIOR TO CONSTRUCTION

**TRAFFIC CONTROL TO BE HANDLED  
 IN ACCORDANCE WITH THE LATEST  
 APPROVED EDITION OF MUTCD**

<b>ATTSE</b>	
PROPOSED TELEPHONE FACILITIES ON RIGHT OF WAY OF EAST ST	
COUNTY OF PUTNAM	
Exchange:	706485
Designer:	LIEBERT, MIKE
Phone:	678-276-5660
Authorization:	9RL6I089N
Dwg. <u>55</u> of <u>60</u>	

- ①⑥ PROPOSE AERIAL OPTIC FIBER CABLE  
SIZE OF FIBER: 48
- ①⑤② PROPOSE AERIAL OPTIC FIBER CABLE  
SIZE OF FIBER: 144
- ①⑤③ PROPOSE AERIAL OPTIC FIBER CABLE  
SIZE OF FIBER: 144



**CAUTION:**  
301V-15KV TO GRND

CALL BEFORE YOU DIG

**DIAL 811**

TWO FULL BUS. DAYS BEFORE YOU DIG

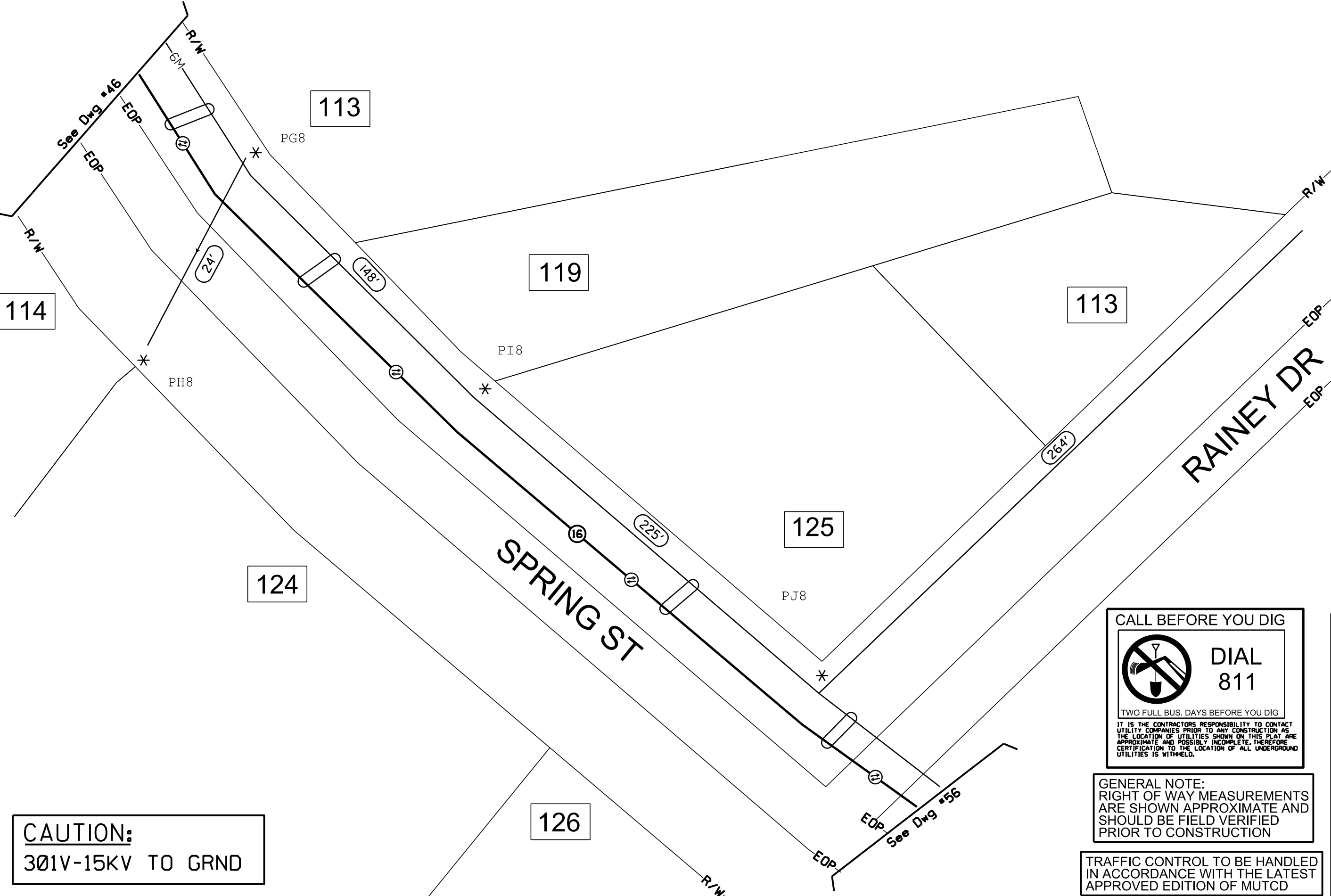
IT IS THE CONTRACTORS RESPONSIBILITY TO CONTACT UTILITY COMPANIES PRIOR TO ANY CONSTRUCTION AS THE LOCATION OF UTILITIES SHOWN ON THIS PLAN ARE APPROXIMATE AND POSSIBLY INCOMPLETE. THEREFORE CERTIFICATION TO THE LOCATION OF ALL UNDERGROUND UTILITIES IS WITHHELD.

**GENERAL NOTE:**  
RIGHT OF WAY MEASUREMENTS  
ARE SHOWN APPROXIMATE AND  
SHOULD BE FIELD VERIFIED  
PRIOR TO CONSTRUCTION

TRAFFIC CONTROL TO BE HANDLED  
IN ACCORDANCE WITH THE LATEST  
APPROVED EDITION OF MUTCD

<b>ATTSE</b>	
PROPOSED TELEPHONE FACILITIES ON RIGHT OF WAY OF EAST ST	
COUNTY OF PUTNAM	
Exchange:	706485
Designer:	LIEBERT, MIKE
Phone:	678-276-5660
Authorization:	9RL6I089N
Dwg. <u>56</u> of <u>60</u>	

16 PROPOSE AERIAL OPTIC FIBER CABLE  
 SIZE OF FIBER: 48



**CAUTION:**  
 3Ø1V-15KV TO GRND

CALL BEFORE YOU DIG

DIAL 811

TWO FULL BUS. DAYS BEFORE YOU DIG

IT IS THE CONTRACTORS RESPONSIBILITY TO CONTACT UTILITY COMPANIES PRIOR TO ANY CONSTRUCTION AS THE LOCATION OF UTILITIES SHOWN ON THIS PLAN ARE APPROXIMATE AND POSSIBLY INCOMPLETE. THEREFORE CERTIFICATION TO THE LOCATION OF ALL UNDERGROUND UTILITIES IS WITHHELD.

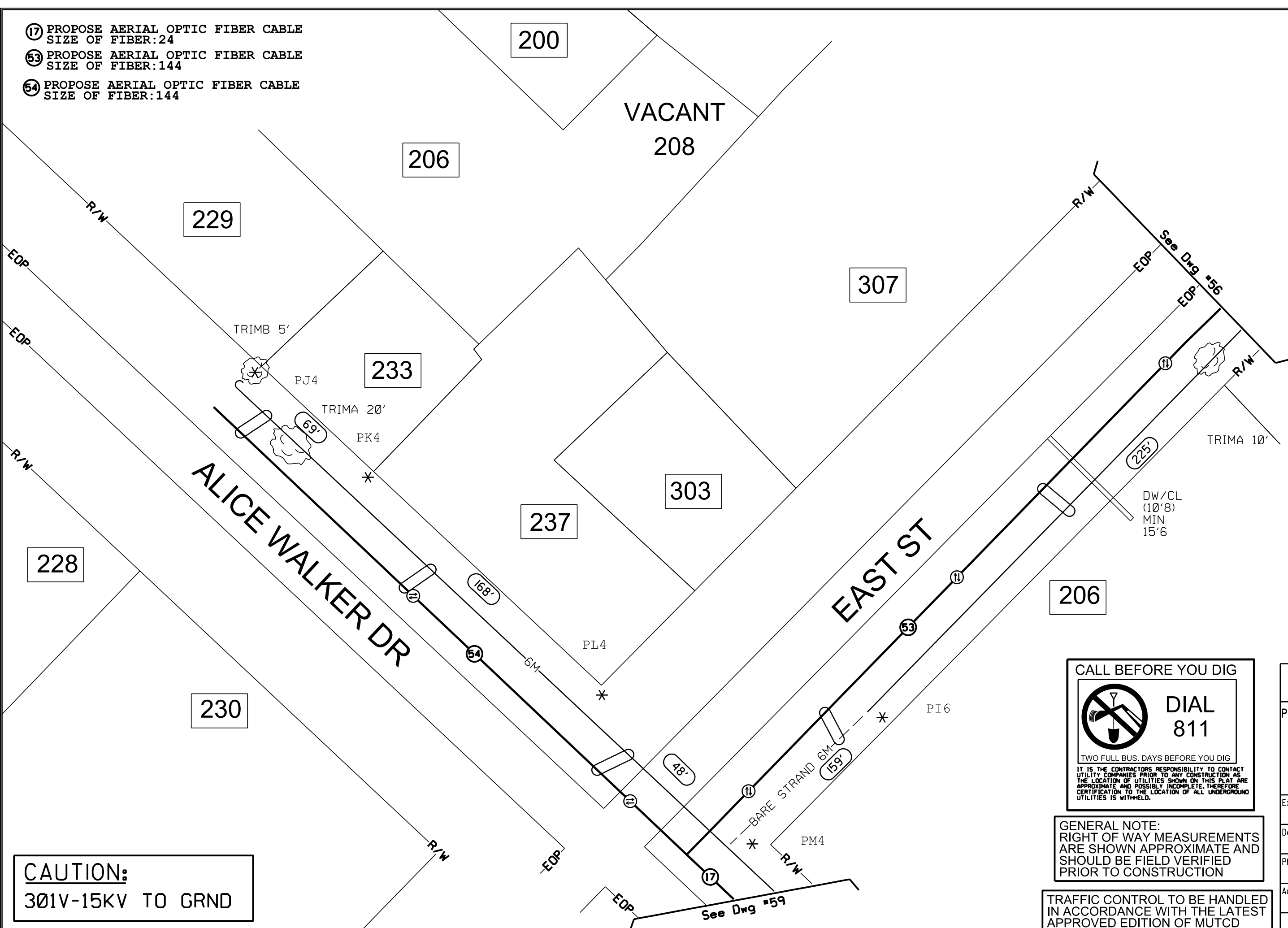
GENERAL NOTE:  
 RIGHT OF WAY MEASUREMENTS  
 ARE SHOWN APPROXIMATE AND  
 SHOULD BE FIELD VERIFIED  
 PRIOR TO CONSTRUCTION

TRAFFIC CONTROL TO BE HANDLED  
 IN ACCORDANCE WITH THE LATEST  
 APPROVED EDITION OF MUTCD

<b>ATTSE</b>	
PROPOSED TELEPHONE FACILITIES ON RIGHT OF WAY OF SPRING ST	
COUNTY OF PUTNAM	
Exchange:	706485
Designer:	LIEBERT, MIKE
Phone:	678-276-5660
Authorization:	9RL6I089N
Dwg. <u>57</u> of <u>60</u>	



- ①7 PROPOSE AERIAL OPTIC FIBER CABLE  
SIZE OF FIBER:24
- ⑤3 PROPOSE AERIAL OPTIC FIBER CABLE  
SIZE OF FIBER:144
- ⑤4 PROPOSE AERIAL OPTIC FIBER CABLE  
SIZE OF FIBER:144



**CAUTION:**  
3Ø1V-15KV TO GRND

**CALL BEFORE YOU DIG**



**DIAL 811**

TWO FULL BUS. DAYS BEFORE YOU DIG

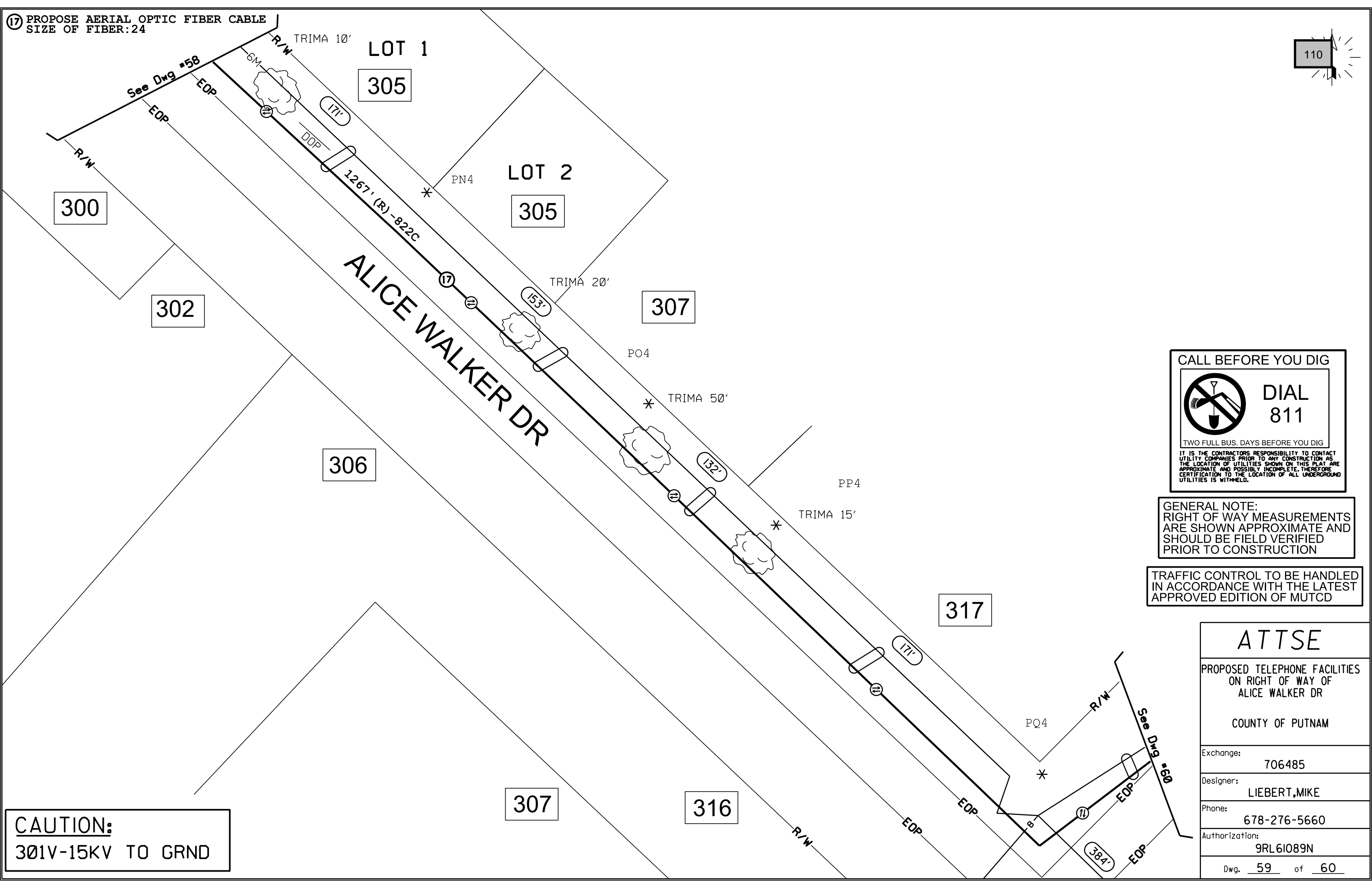
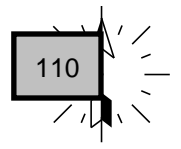
IT IS THE CONTRACTORS RESPONSIBILITY TO CONTACT UTILITY COMPANIES PRIOR TO ANY CONSTRUCTION AS THE LOCATION OF UTILITIES SHOWN ON THIS PLAN ARE APPROXIMATE AND POSSIBLY INCOMPLETE. THEREFORE CERTIFICATION TO THE LOCATION OF ALL UNDERGROUND UTILITIES IS WITHHELD.

**GENERAL NOTE:**  
RIGHT OF WAY MEASUREMENTS  
ARE SHOWN APPROXIMATE AND  
SHOULD BE FIELD VERIFIED  
PRIOR TO CONSTRUCTION

**TRAFFIC CONTROL TO BE HANDLED  
IN ACCORDANCE WITH THE LATEST  
APPROVED EDITION OF MUTCD**

<b>ATTSE</b>	
PROPOSED TELEPHONE FACILITIES ON RIGHT OF WAY OF EAST ST	
COUNTY OF PUTNAM	
Exchange:	706485
Designer:	LIEBERT,MIKE
Phone:	678-276-5660
Authorization:	9RL6I089N
Dwg. <u>58</u> of <u>60</u>	

17 PROPOSE AERIAL OPTIC FIBER CABLE  
 SIZE OF FIBER: 24



**CALL BEFORE YOU DIG**

**DIAL 811**

TWO FULL BUS. DAYS BEFORE YOU DIG

IT IS THE CONTRACTOR'S RESPONSIBILITY TO CONTACT UTILITY COMPANIES PRIOR TO ANY CONSTRUCTION AS THE LOCATION OF UTILITIES SHOWN ON THIS PLAN ARE APPROXIMATE AND POSSIBLY INCOMPLETE. THEREFORE CERTIFICATION TO THE LOCATION OF ALL UNDERGROUND UTILITIES IS WITHHELD.

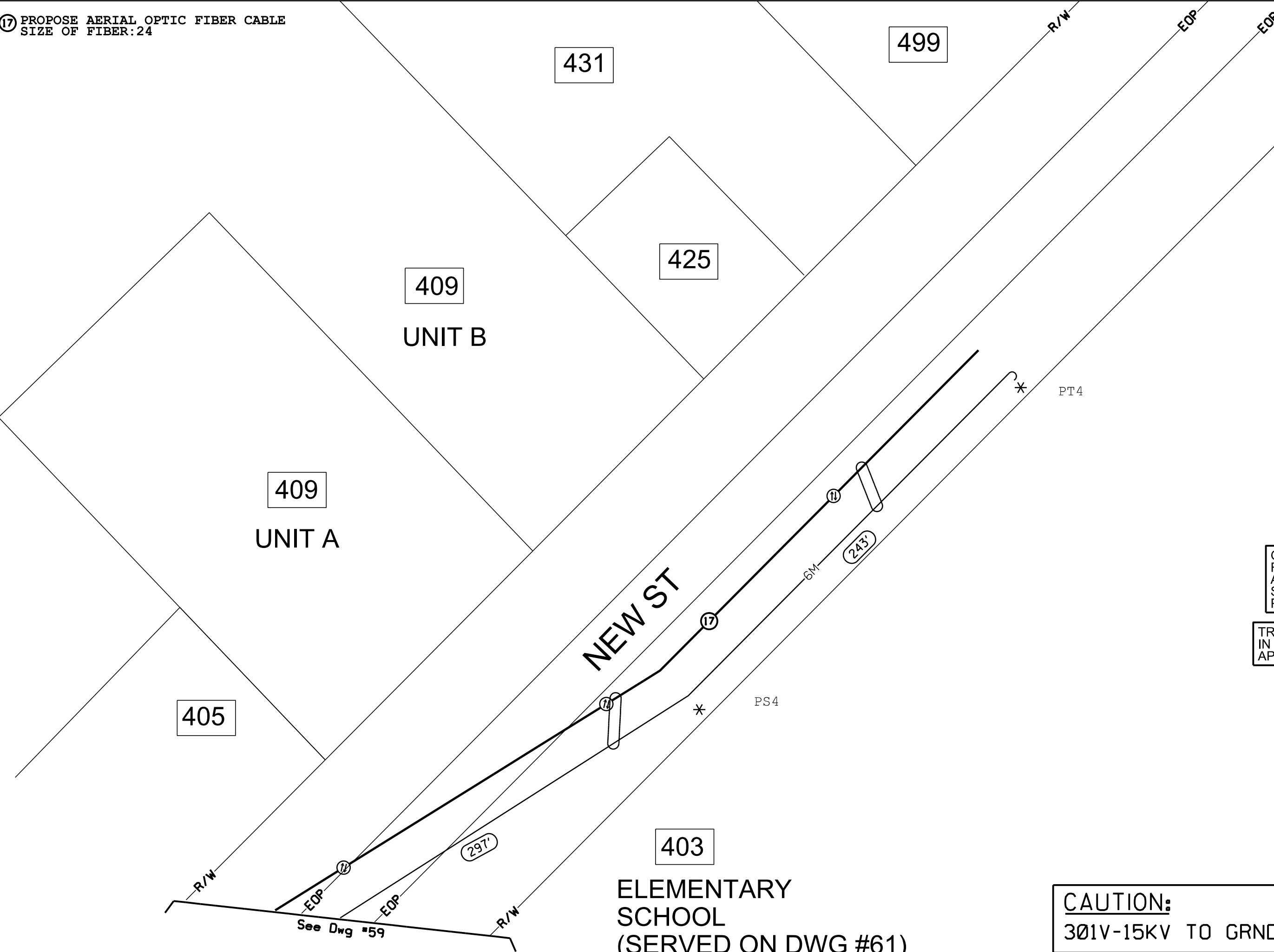

**GENERAL NOTE:**  
 RIGHT OF WAY MEASUREMENTS  
 ARE SHOWN APPROXIMATE AND  
 SHOULD BE FIELD VERIFIED  
 PRIOR TO CONSTRUCTION

**TRAFFIC CONTROL TO BE HANDLED  
 IN ACCORDANCE WITH THE LATEST  
 APPROVED EDITION OF MUTCD**

<b>ATTSE</b>	
PROPOSED TELEPHONE FACILITIES ON RIGHT OF WAY OF ALICE WALKER DR	
COUNTY OF PUTNAM	
Exchange:	706485
Designer:	LIEBERT, MIKE
Phone:	678-276-5660
Authorization:	9RL6I089N
Dwg. <u>59</u> of <u>60</u>	

**CAUTION:**  
 301V-15KV TO GRND

17 PROPOSE AERIAL OPTIC FIBER CABLE  
 SIZE OF FIBER: 24



**CALL BEFORE YOU DIG**

**DIAL 811**

TWO FULL BUS. DAYS BEFORE YOU DIG

IT IS THE CONTRACTORS RESPONSIBILITY TO CONTACT UTILITY COMPANIES PRIOR TO ANY CONSTRUCTION AS THE LOCATION OF UTILITIES SHOWN ON THIS PLAN ARE APPROXIMATE AND POSSIBLY INCOMPLETE. THEREFORE CERTIFICATION TO THE LOCATION OF ALL UNDERGROUND UTILITIES IS WITHHELD.

**GENERAL NOTE:**  
 RIGHT OF WAY MEASUREMENTS  
 ARE SHOWN APPROXIMATE AND  
 SHOULD BE FIELD VERIFIED  
 PRIOR TO CONSTRUCTION

**TRAFFIC CONTROL TO BE HANDLED  
 IN ACCORDANCE WITH THE LATEST  
 APPROVED EDITION OF MUTCD**

<b>ATTSE</b>	
PROPOSED TELEPHONE FACILITIES ON RIGHT OF WAY OF NEW ST	
COUNTY OF PUTNAM	
Exchange:	706485
Designer:	LIEBERT, MIKE
Phone:	678-276-5660
Authorization:	9RL6I089N
Dwg. <u>60</u> of <u>60</u>	

**CAUTION:**  
 3Ø1V-15KV TO GRND

**403**  
 ELEMENTARY  
 SCHOOL  
 (SERVED ON DWG #61)

**409**  
 UNIT A

**409**  
 UNIT B

**431**

**425**

**499**

**405**

See Dwg #59

7/20/2018

AT&T c/o  
UC Synergetic, LLC  
123 N White St,  
Fort Mill, SC 29715

To:  
Putnam County  
Office of Planning & Development  
117 Putnam Drive  
Suite B  
Eatonton, GA 31024

Re: ROW/Utility Encroachment for AT&T Job: 9RL61090N

Ms. Jackson,

Below is the work information you have requested:

1. Utility Information:
  - a. Mike Liebert, AT&T Project Manager
  - b. 143 N Erwin St, Cartersville, GA 30120
  - c. 678-276-5660, ml4389@att.com
2. Contractor Information:
  - a. Kevin McManamy, UC Synergetic, LLC
  - b. 123 N White St, Fort Mill, SC 29715
  - c. 803-548-5185, KMcManamy@ucseng.com
3. Representative Information:
  - a. UC Synergetic Permit Team
  - b. 123 N White St, Fort Mill, SC 29715
  - c. 803-835-6149, PermitsNC@ucseng.com
4. Project Work Dates:
  - a. Estimated begin date: 11/21/2018
  - b. Estimated end date: 1/21/2019
5. Scope of Work:
  - a. AT&T proposes to install fiber optic cable within the Putnam County area. Aerial cable will be lashed to existing cable. Buried cable will be directional bored. No pavement will be cut.

Once work has been reviewed and approved, please contact the representative listed above using the [PermitsNC@ucseng.com](mailto:PermitsNC@ucseng.com) e-mail address.

Thank you,

*Mike Liebert*

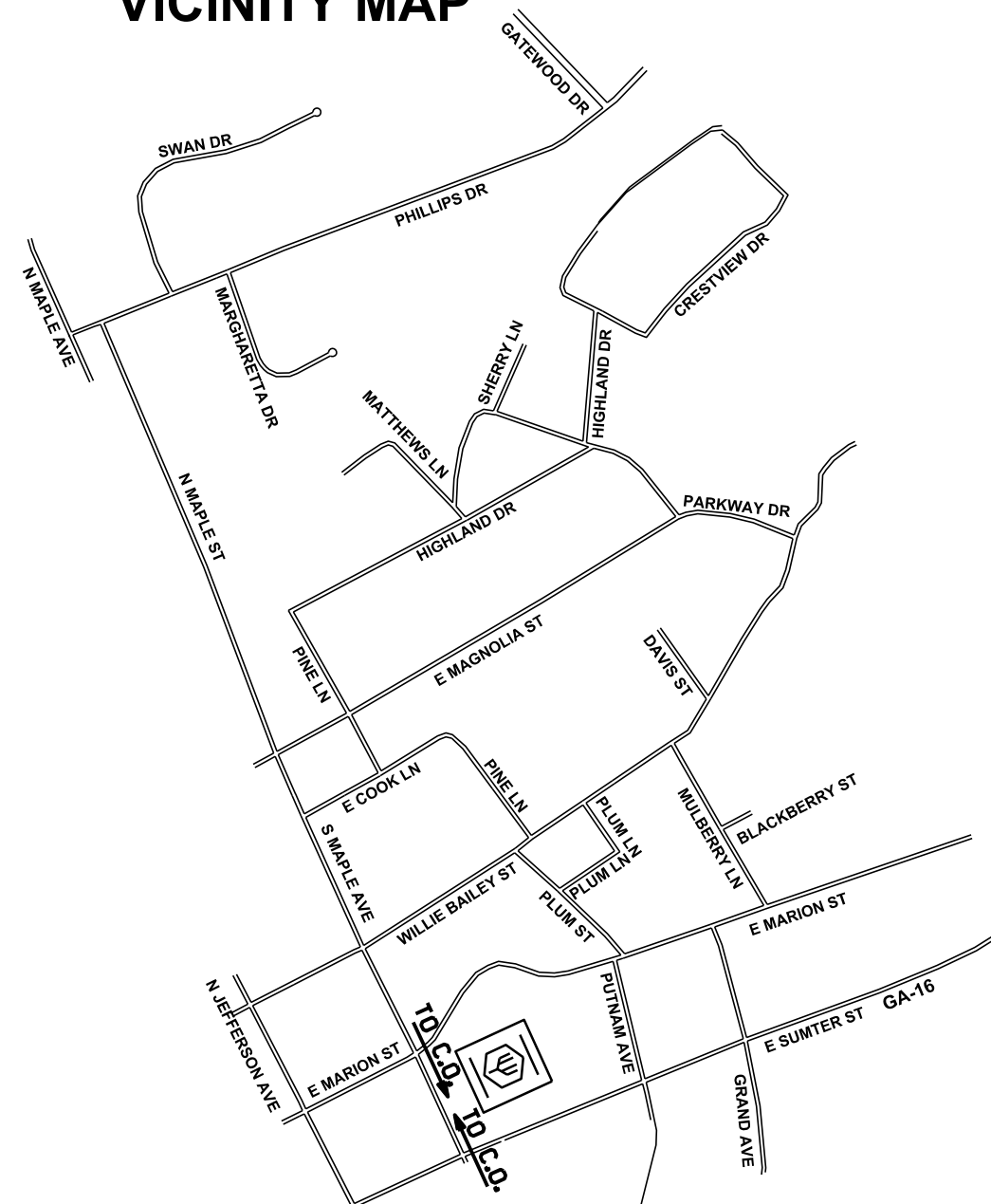
Mike Liebert  
AT&T  
Sr. Specialist, Technical Project MGMT

The following work as described below has  
been reviewed and approved by:

\_\_\_\_\_  
County Manager, Putnam County, GA

\_\_\_\_\_  
Date of approval

# VICINITY MAP



PFP ADDRESS  
S 203 E SUMTER STREET PFP

PERMIT NOTE:  
-AT&T CONSTRUCTION FORCES TO LASH AERIAL FIBER CABLE TO EXISTING STRANDS WHERE SHOWN ON PERMIT DRAWINGS.  
-AT&T CONSTRUCTION FORCES TO PLACE 10"X15" HANDHOLES AND BURIED FIBER CABLE & 1.25" INNERDUCT BY MACHINE BORE AT 24" DEPTH WHERE SHOWN ON PERMIT DRAWINGS.

## SYMBOL LEGEND

Proposed	Existing	Description
		AERIAL CABLE
		BURIED CABLE
		BUR JOINT-TRENCH
		BST POLE
		POWER POLE
		ANCHOR & GUY
		PUSH BRACE
		ENCLOSURE
		ENCLOSURE
		MANHOLE
		PIPE/CONDUIT
		CABLE MARKER
		AERIAL SVC WIRE
		BURIED SVC WIRE
		JOINT-TRENCH SVC
	N/A	BORE
	N/A	CUT PAVEMENT
	N/A	SPLICING PIT
	N/A	TRENCH LENGTH/DEPTH

CALL BEFORE YOU DIG

DIAL 811

TWO FULL BUS. DAYS BEFORE YOU DIG

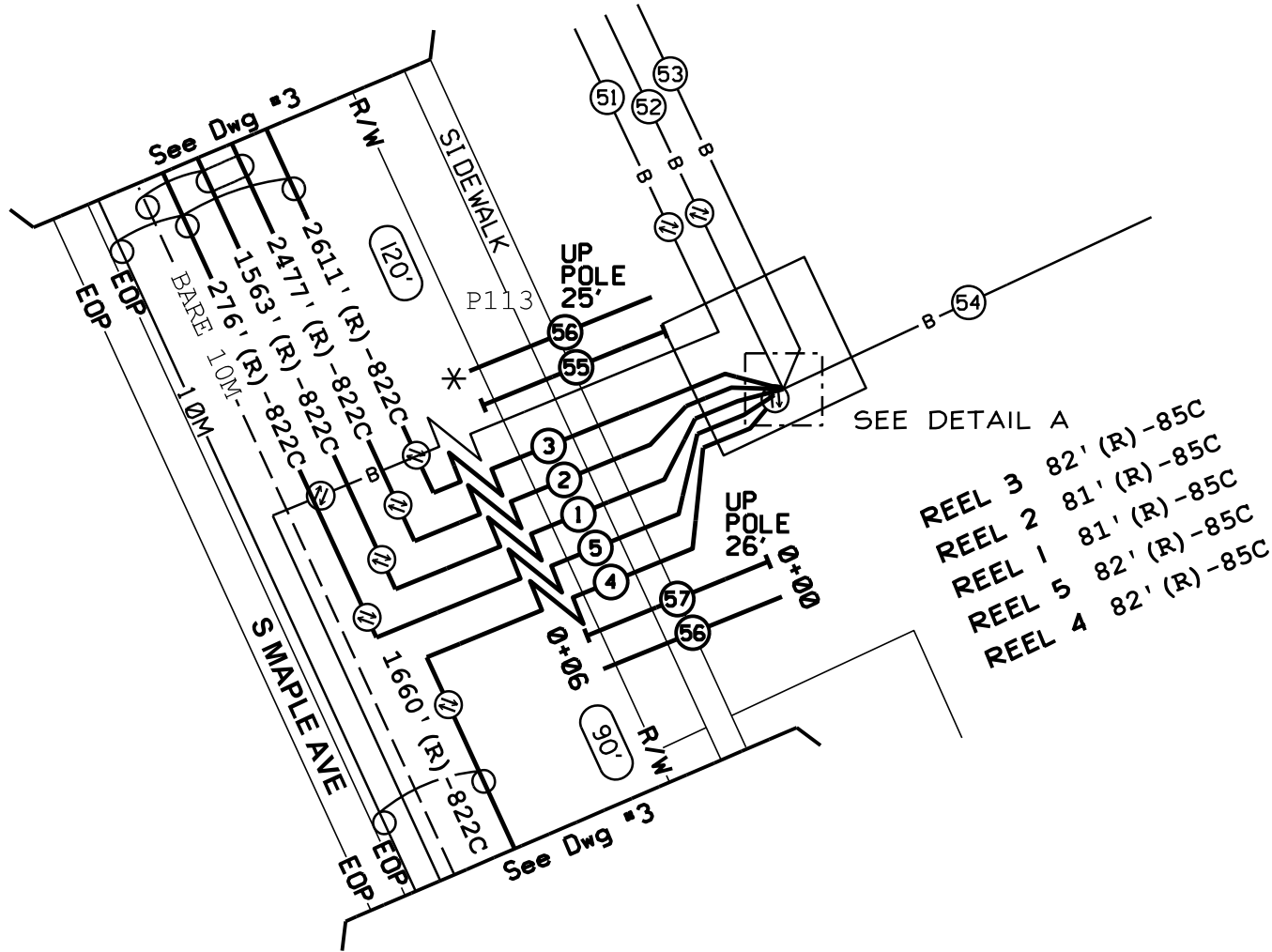

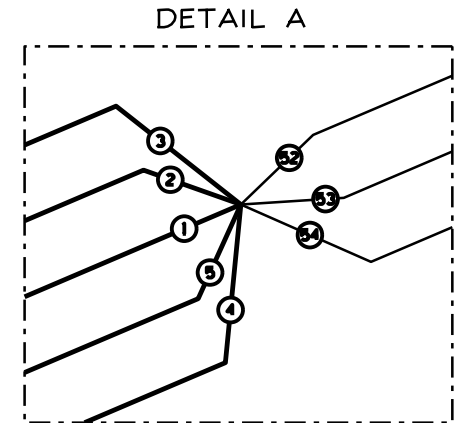
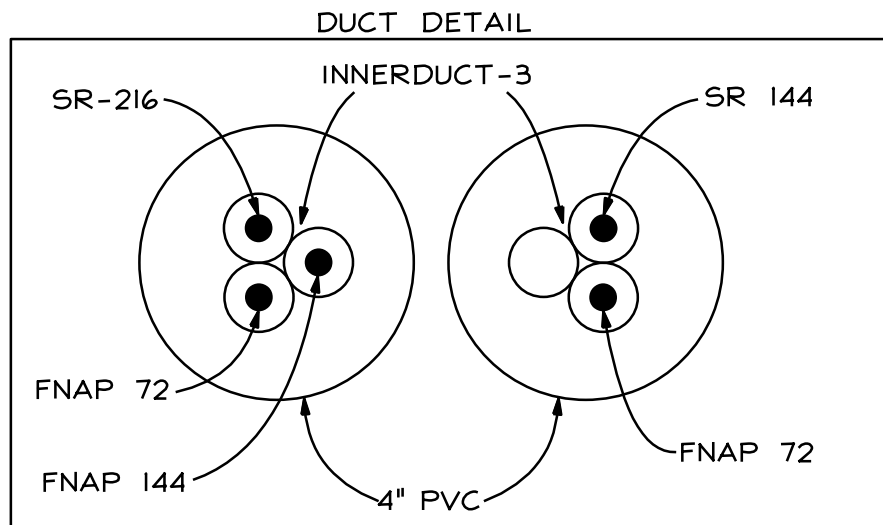
IT IS THE CONTRACTORS RESPONSIBILITY TO CONTACT UTILITY COMPANIES PRIOR TO ANY CONSTRUCTION AS THE LOCATION OF UTILITIES SHOWN ON THIS PLAT ARE APPROXIMATE AND POSSIBLY INCOMPLETE. THEREFORE CERTIFICATION TO THE LOCATION OF ALL UNDERGROUND UTILITIES IS WITHHELD.

GENERAL NOTE:  
RIGHT OF WAY MEASUREMENTS ARE SHOWN APPROXIMATE AND SHOULD BE FIELD VERIFIED PRIOR TO CONSTRUCTION

TRAFFIC CONTROL TO BE HANDLED IN ACCORDANCE WITH THE LATEST APPROVED EDITION OF MUTCD

<b>ATTSE</b>	
PROPOSED TELEPHONE FACILITIES ON RIGHT OF WAY OF VICINITY MAP	
PUTNAM COUNTY	
Exchange:	706485
Designer:	LIEBERT, MIKE
Phone:	678-276-5660
Authorization:	9RL61090N
Dwg. <u>  1  </u> of <u>  30  </u>	

- ① PROPOSED AERIAL FIBER CABLE  
FIBER SIZE 216
- ② PROPOSED AERIAL FIBER CABLE  
FIBER SIZE 72
- ③ PROPOSED AERIAL FIBER CABLE  
FIBER SIZE 144
- ④ PROPOSED AERIAL FIBER CABLE  
FIBER SIZE 72
- ⑤ PROPOSED AERIAL FIBER CABLE  
FIBER SIZE 144
- ⑤⑤ PROPOSED BURIED CONDUIT
- ⑤⑥ PROPOSED BURIED CONDUIT
- ⑤⑦ PROPOSED BURIED CONDUIT
- ⑤⑧ PROPOSED BURIED CONDUIT



**CAUTION**  
Volts to Ground  
301V-15kV

**CALL BEFORE YOU DIG**

DIAL  
811

TWO FULL BUS. DAYS BEFORE YOU DIG

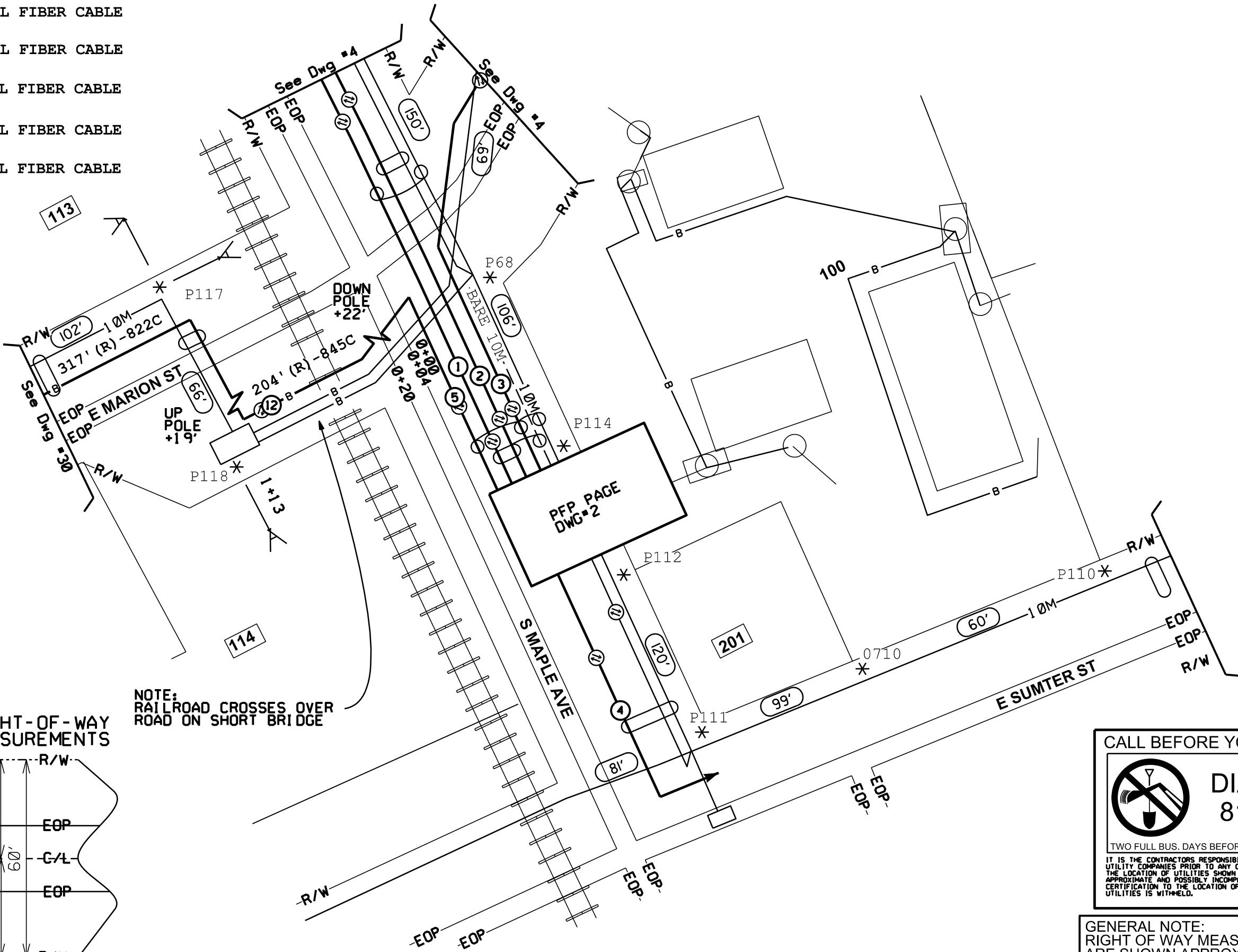
IT IS THE CONTRACTOR'S RESPONSIBILITY TO CONTACT UTILITY COMPANIES PRIOR TO ANY CONSTRUCTION AS THE LOCATION OF UTILITIES SHOWN ON THIS PLAN ARE APPROXIMATE AND POSSIBLY INCOMPLETE. THEREFORE CERTIFICATION TO THE LOCATION OF ALL UNDERGROUND UTILITIES IS WITHHELD.

**GENERAL NOTE:**  
RIGHT OF WAY MEASUREMENTS  
ARE SHOWN APPROXIMATE AND  
SHOULD BE FIELD VERIFIED  
PRIOR TO CONSTRUCTION

**TRAFFIC CONTROL TO BE HANDLED  
IN ACCORDANCE WITH THE LATEST  
APPROVED EDITION OF MUTCD**

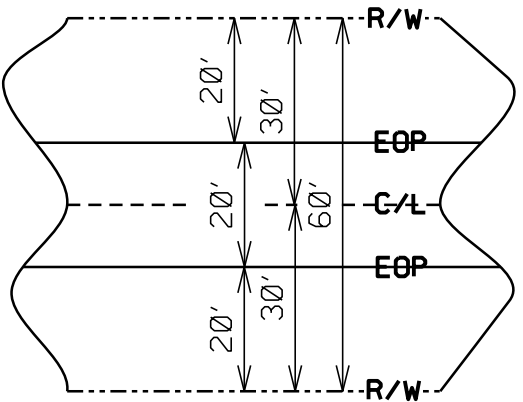
ATTSE	
PROPOSED TELEPHONE FACILITIES ON RIGHT OF WAY OF S MAPLE AVE	
PUTNAM COUNTY	
Exchange:	706485
Designer:	LIEBERT, MIKE
Phone:	678-276-5660
Authorization:	9RL61090N
Dwg. <u>  2  </u> of <u>  30  </u>	

- ① PROPOSED AERIAL FIBER CABLE  
FIBER SIZE 216
- ② PROPOSED AERIAL FIBER CABLE  
FIBER SIZE 72
- ③ PROPOSED AERIAL FIBER CABLE  
FIBER SIZE 144
- ④ PROPOSED AERIAL FIBER CABLE  
FIBER SIZE 72
- ⑤ PROPOSED AERIAL FIBER CABLE  
FIBER SIZE 144
- ⑫ PROPOSED AERIAL FIBER CABLE  
FIBER SIZE 144



NOTE:  
RAILROAD CROSSES OVER  
ROAD ON SHORT BRIDGE

TYPICAL RIGHT-OF-WAY  
PROFILE MEASUREMENTS



S Maple Ave  
**R/W = 60'**  
**STREETS = 20' EOP TO EOP**  
**FIBER PLACEMENT = 4' EOP @ 24' DEPTH**

**CAUTION**  
 Volts to Ground  
 301V-15kV

CALL BEFORE YOU DIG

**DIAL 811**

TWO FULL BUS. DAYS BEFORE YOU DIG

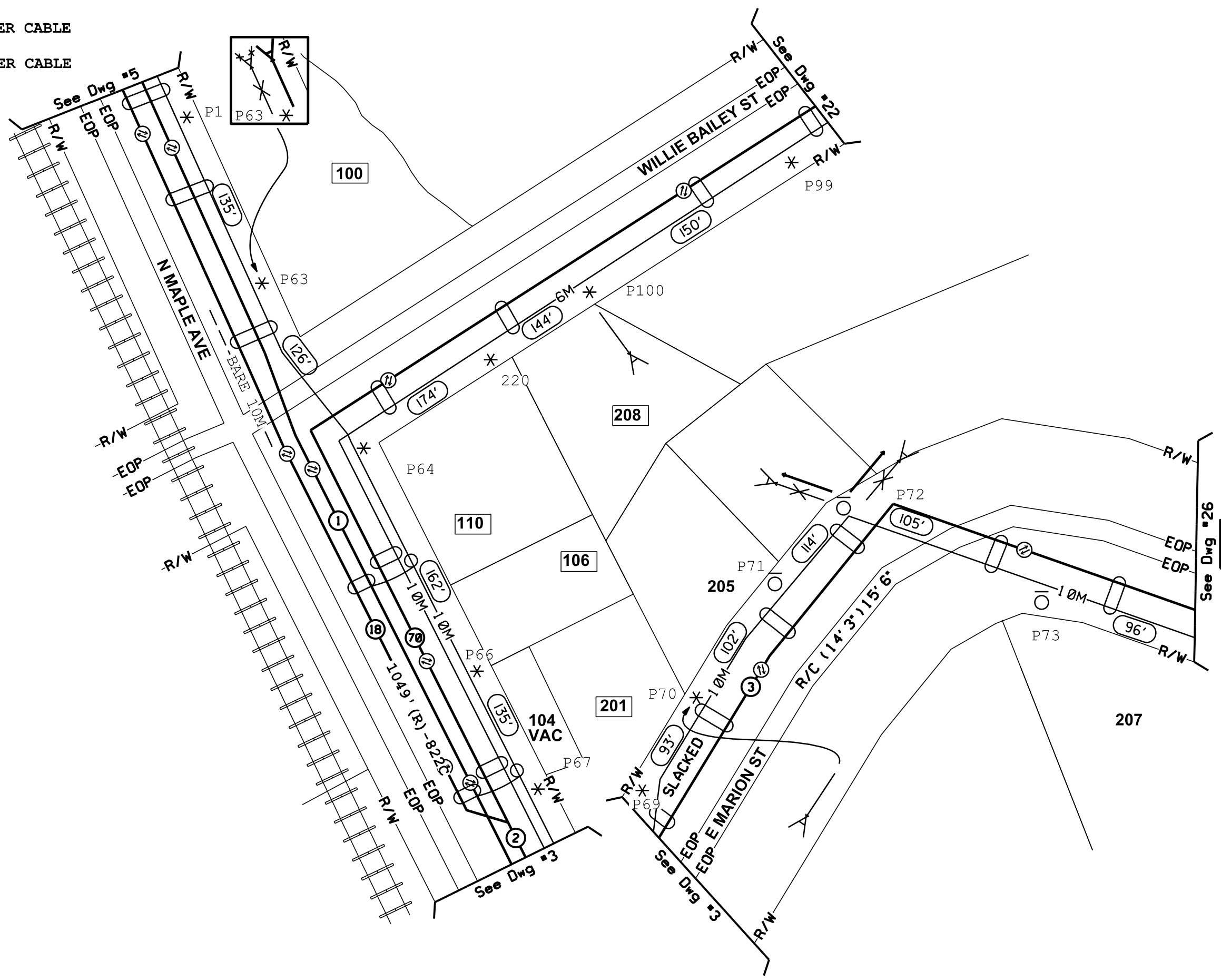
IT IS THE CONTRACTOR'S RESPONSIBILITY TO CONTACT UTILITY COMPANIES PRIOR TO ANY CONSTRUCTION AS THE LOCATION OF UTILITIES SHOWN ON THIS PLAN ARE APPROXIMATE AND POSSIBLY INCOMPLETE. THEREFORE CERTIFICATION TO THE LOCATION OF ALL UNDERGROUND UTILITIES IS WITHHELD.

GENERAL NOTE:  
 RIGHT OF WAY MEASUREMENTS  
 ARE SHOWN APPROXIMATE AND  
 SHOULD BE FIELD VERIFIED  
 PRIOR TO CONSTRUCTION

TRAFFIC CONTROL TO BE HANDLED  
 IN ACCORDANCE WITH THE LATEST  
 APPROVED EDITION OF MUTCD

<b>ATTSE</b>	
PROPOSED TELEPHONE FACILITIES ON RIGHT OF WAY OF S MAPLE AVE	
PUTNAM COUNTY	
Exchange:	706485
Designer:	LIEBERT, MIKE
Phone:	678-276-5660
Authorization:	9RL6I090N
Dwg. <u>  3  </u> of <u>  30  </u>	

- ① PROPOSED AERIAL FIBER CABLE  
FIBER SIZE 216
- ② PROPOSED AERIAL FIBER CABLE  
FIBER SIZE 72
- ③ PROPOSED AERIAL FIBER CABLE  
FIBER SIZE 144
- ⑱ PROPOSED AERIAL FIBER CABLE  
FIBER SIZE 24
- ⑦⑩ PROPOSED AERIAL FIBER CABLE  
FIBER SIZE 72



**CALL BEFORE YOU DIG**



**DIAL 811**

TWO FULL BUS. DAYS BEFORE YOU DIG

IT IS THE CONTRACTORS RESPONSIBILITY TO CONTACT UTILITY COMPANIES PRIOR TO ANY CONSTRUCTION AS THE LOCATION OF UTILITIES SHOWN ON THIS PLAN ARE APPROXIMATE AND POSSIBLY INCOMPLETE. THEREFORE CERTIFICATION TO THE LOCATION OF ALL UNDERGROUND UTILITIES IS WITHHELD.

**GENERAL NOTE:**  
RIGHT OF WAY MEASUREMENTS ARE SHOWN APPROXIMATE AND SHOULD BE FIELD VERIFIED PRIOR TO CONSTRUCTION

**TRAFFIC CONTROL TO BE HANDLED IN ACCORDANCE WITH THE LATEST APPROVED EDITION OF MUTCD**

**CAUTION**

Volts to Ground

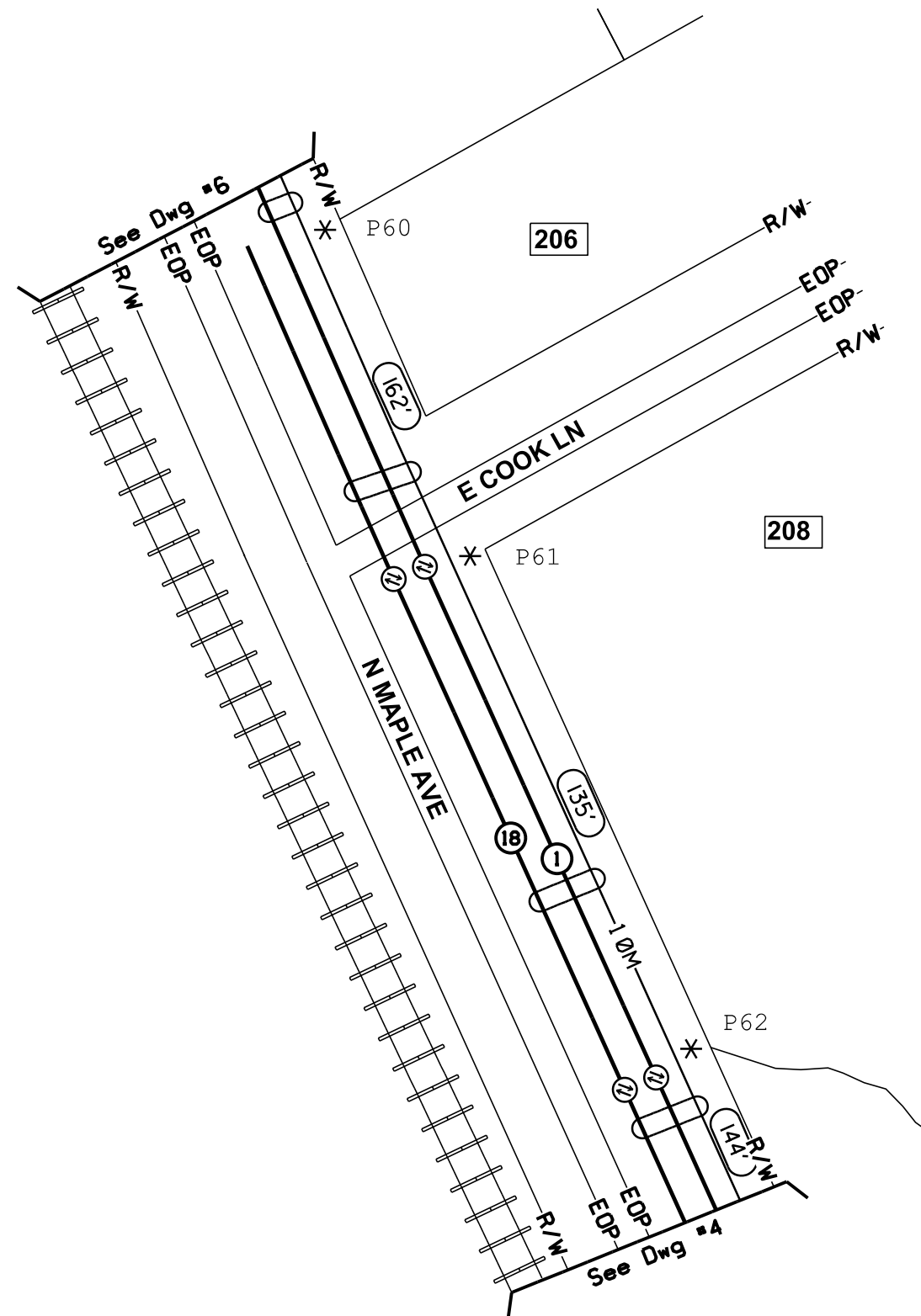
**301V-15kV**

<b>ATTSE</b>	
PROPOSED TELEPHONE FACILITIES ON RIGHT OF WAY OF N MAPLE AVE	
PUTNAM COUNTY	
Exchange:	706485
Designer:	LIEBERT, MIKE
Phone:	678-276-5660
Authorization:	9RL61090N
Dwg. <u>4</u> of <u>30</u>	



① PROPOSED AERIAL FIBER CABLE  
FIBER SIZE 216

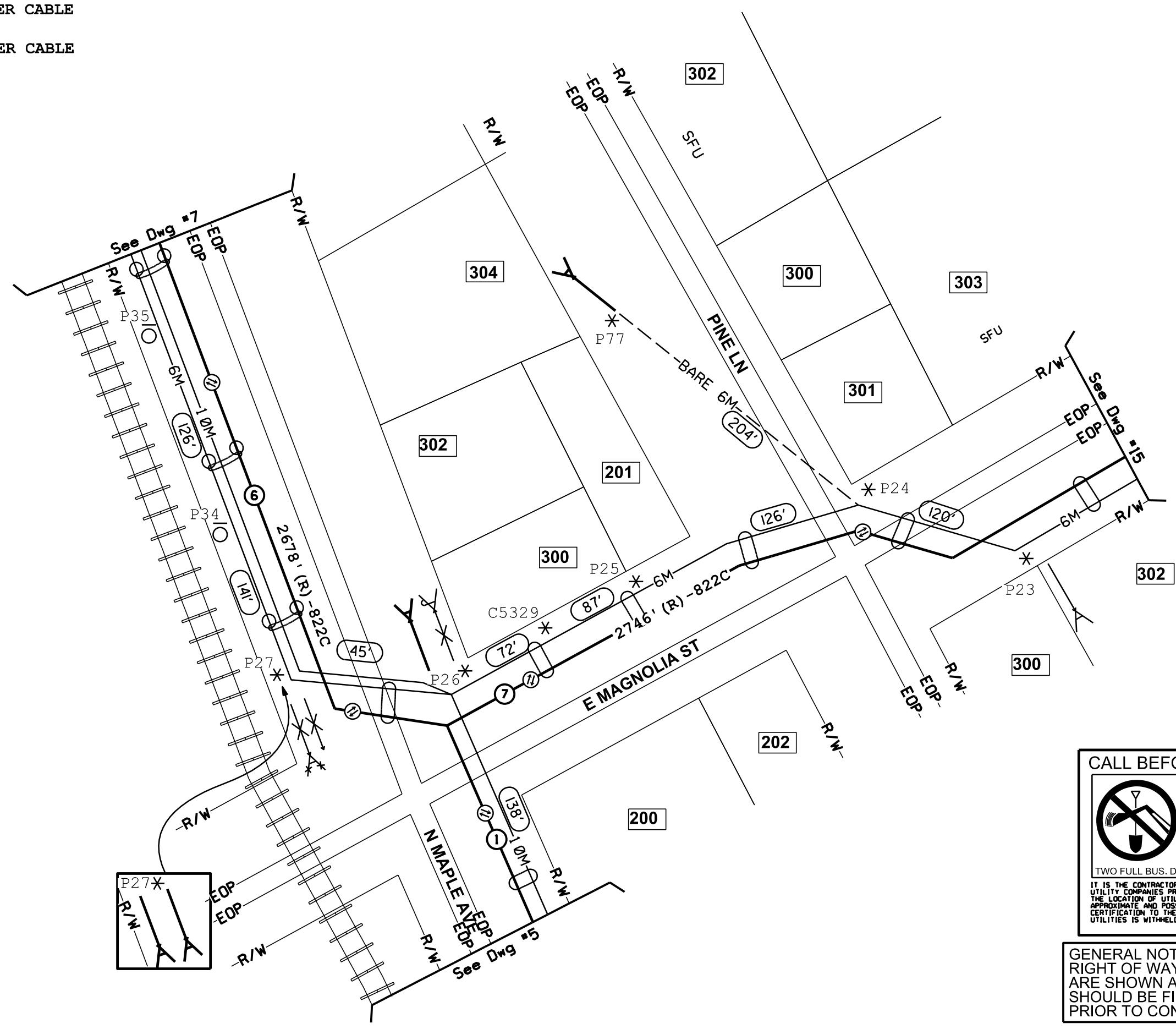
⑱ PROPOSED AERIAL FIBER CABLE  
FIBER SIZE 24



<b>ATTSE</b>	
PROPOSED TELEPHONE FACILITIES ON RIGHT OF WAY OF N MAPLE AVE	
PUTNAM COUNTY	
Exchange:	706485
Designer:	LIEBERT, MIKE
Phone:	678-276-5660
Authorization:	9RL6I090N
Dwg. <u>  5  </u> of <u>  30  </u>	

**CAUTION**  
Volts to Ground  
301V-15kV

- ① PROPOSED AERIAL FIBER CABLE  
FIBER SIZE 216
- ⑥ PROPOSED AERIAL FIBER CABLE  
FIBER SIZE 144
- ⑦ PROPOSED AERIAL FIBER CABLE  
FIBER SIZE 144



**CAUTION**  
Volts to Ground  
301V-15kV

CALL BEFORE YOU DIG

**DIAL 811**

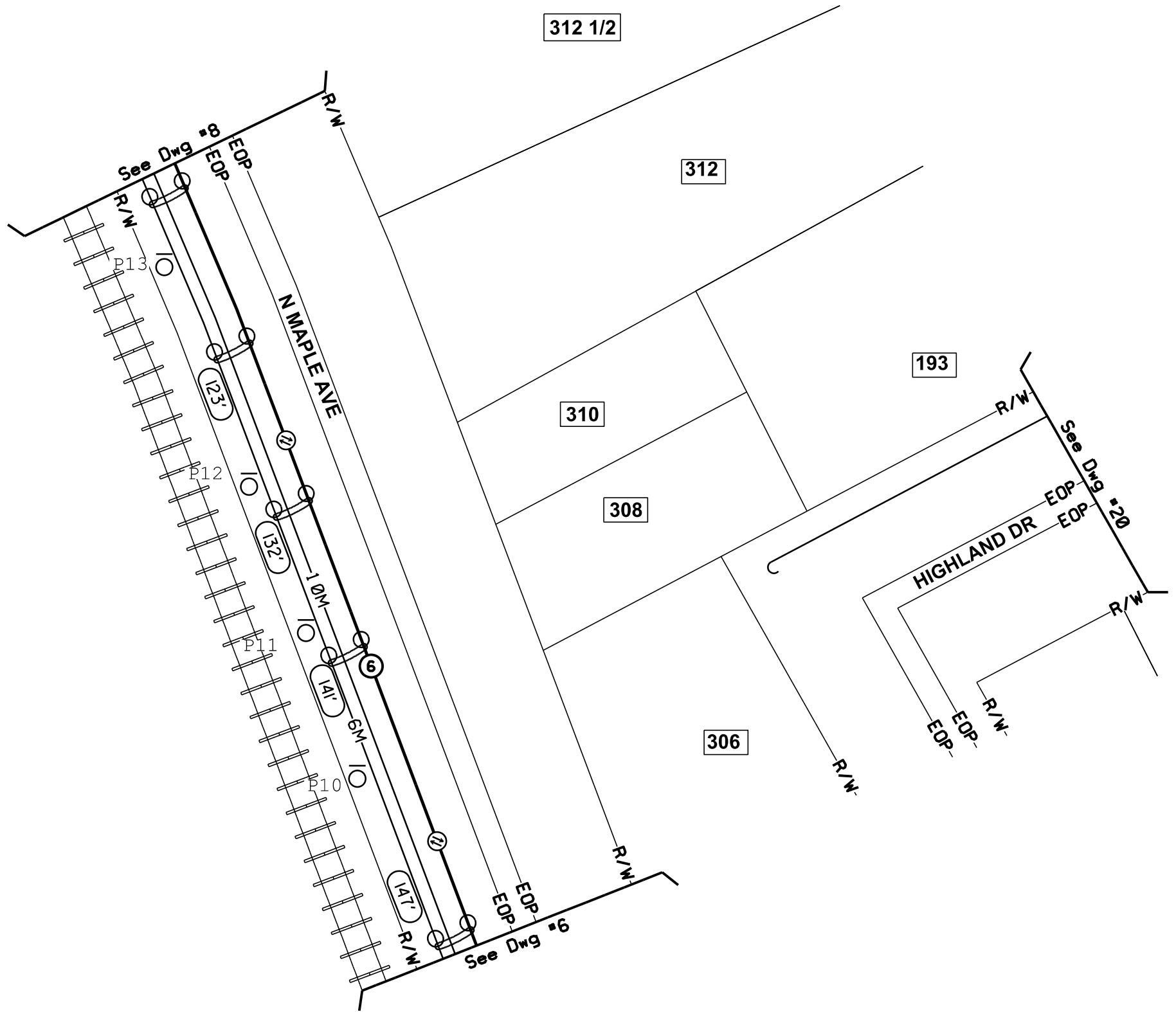
TWO FULL BUS. DAYS BEFORE YOU DIG

IT IS THE CONTRACTOR'S RESPONSIBILITY TO CONTACT UTILITY COMPANIES PRIOR TO ANY CONSTRUCTION AS THE LOCATION OF UTILITIES SHOWN ON THIS PLAN ARE APPROXIMATE AND POSSIBLY INCOMPLETE. THEREFORE CERTIFICATION TO THE LOCATION OF ALL UNDERGROUND UTILITIES IS WITHHELD.

GENERAL NOTE:  
RIGHT OF WAY MEASUREMENTS  
ARE SHOWN APPROXIMATE AND  
SHOULD BE FIELD VERIFIED  
PRIOR TO CONSTRUCTION

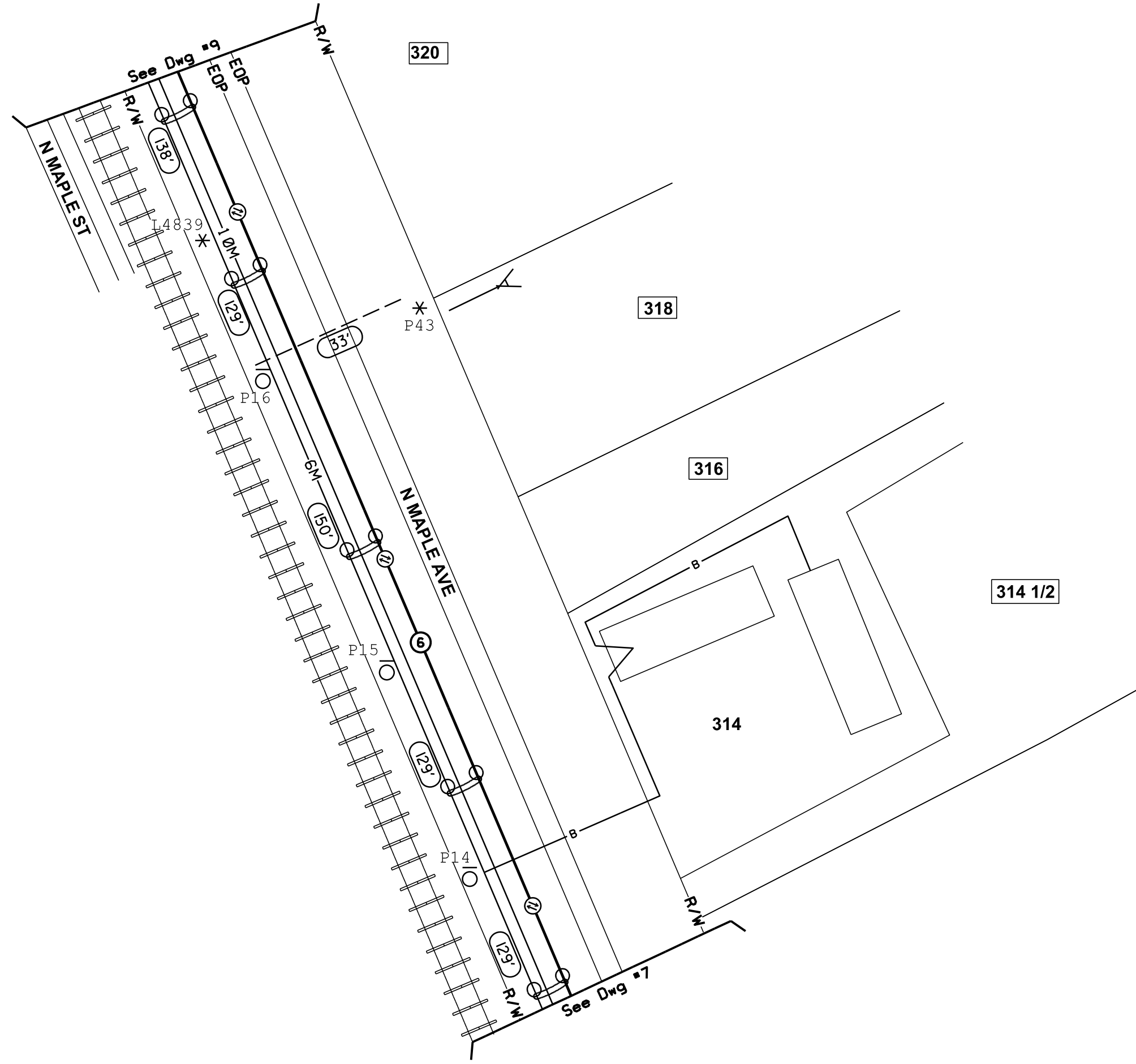
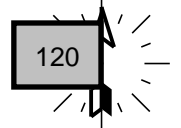
TRAFFIC CONTROL TO BE HANDLED  
IN ACCORDANCE WITH THE LATEST  
APPROVED EDITION OF MUTCD

<b>ATTSE</b>	
PROPOSED TELEPHONE FACILITIES ON RIGHT OF WAY OF E MAGNOLIA ST	
PUTNAM COUNTY	
Exchange:	706485
Designer:	LIEBERT, MIKE
Phone:	678-276-5660
Authorization:	9RL6I090N
Dwg. <u>  6  </u> of <u>  30  </u>	



**CAUTION**  
Volts to Ground  
301V-15kV

<b>ATTSE</b>	
PROPOSED TELEPHONE FACILITIES ON RIGHT OF WAY OF N MAPLE AVE	
PUTNAM COUNTY	
Exchange:	706485
Designer:	LIEBERT,MIKE
Phone:	678-276-5660
Authorization:	9RL61090N
Dwg.	7 of 30

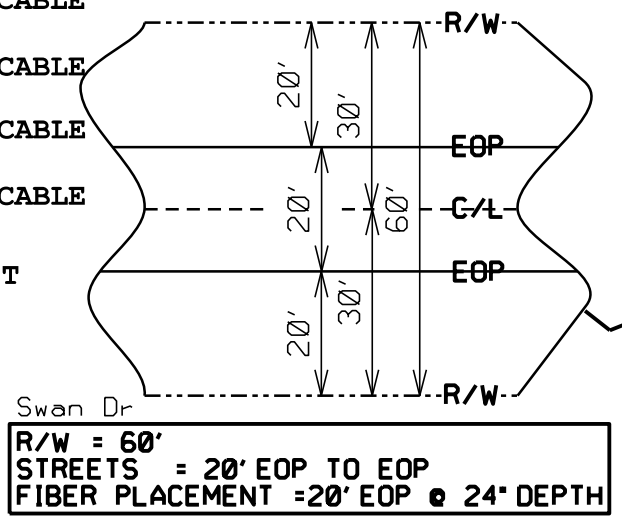


**CAUTION**  
Volts to Ground  
301V-15kV

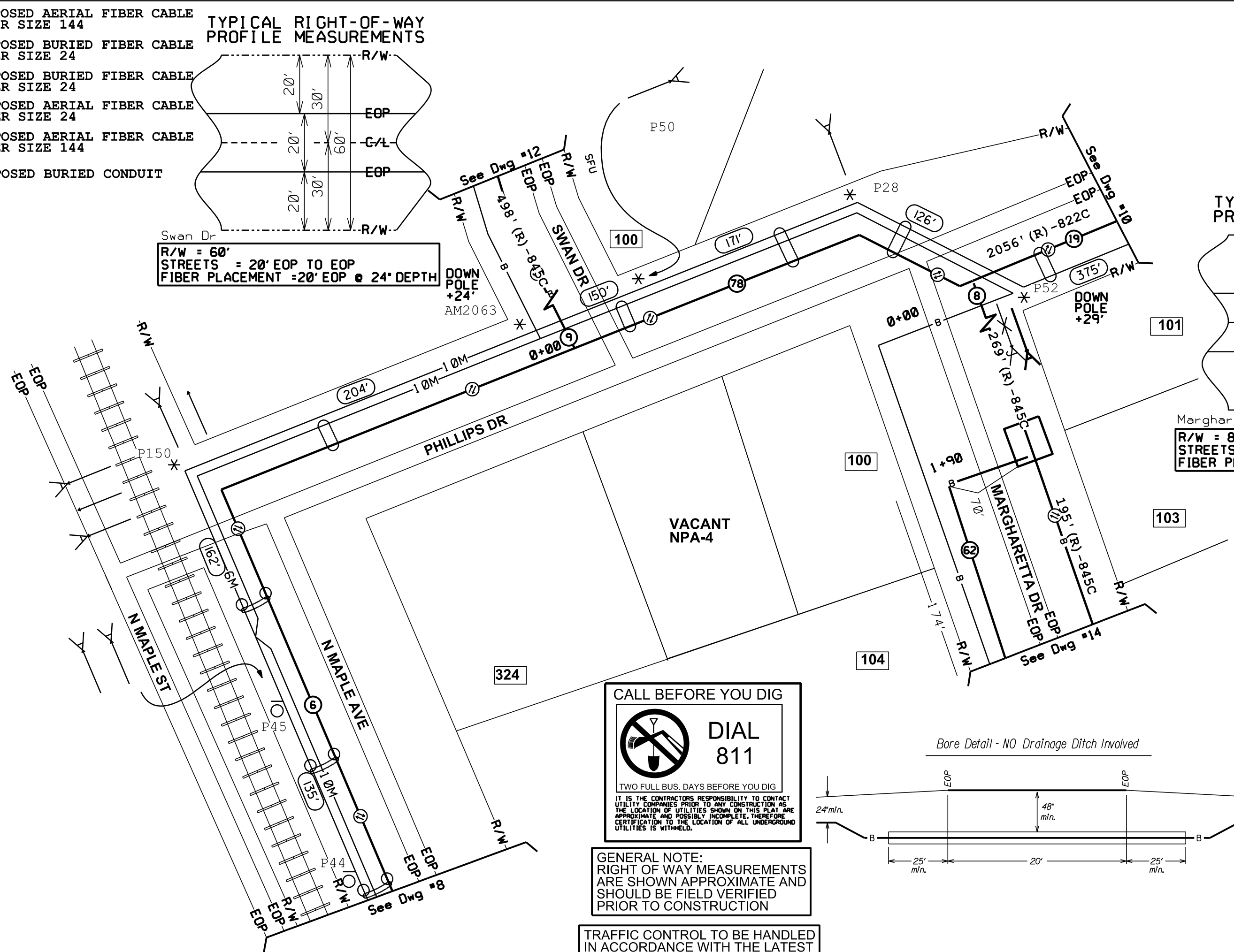
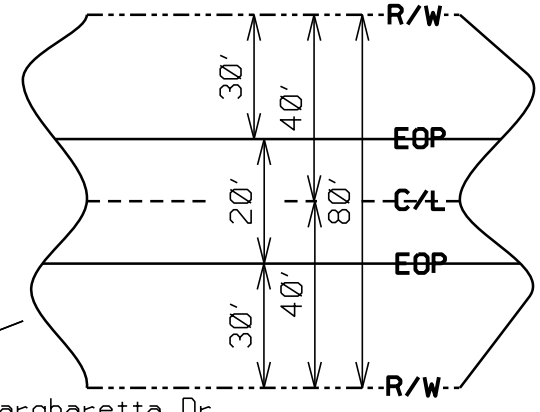
<b>ATTSE</b>	
PROPOSED TELEPHONE FACILITIES ON RIGHT OF WAY OF N MAPLE AVE	
PUTNAM COUNTY	
Exchange:	706485
Designer:	LIEBERT, MIKE
Phone:	678-276-5660
Authorization:	9RL61090N
Dwg. <u>8</u> of <u>30</u>	

- ⑥ PROPOSED AERIAL FIBER CABLE  
FIBER SIZE 144
- ⑧ PROPOSED BURIED FIBER CABLE  
FIBER SIZE 24
- ⑨ PROPOSED BURIED FIBER CABLE  
FIBER SIZE 24
- ⑱ PROPOSED AERIAL FIBER CABLE  
FIBER SIZE 24
- ⑺ PROPOSED AERIAL FIBER CABLE  
FIBER SIZE 144
- ① PROPOSED BURIED CONDUIT

**TYPICAL RIGHT-OF-WAY  
PROFILE MEASUREMENTS**



**TYPICAL RIGHT-OF-WAY  
PROFILE MEASUREMENTS**



**CAUTION**  
Volts to Ground  
301V-15kV

**CALL BEFORE YOU DIG**

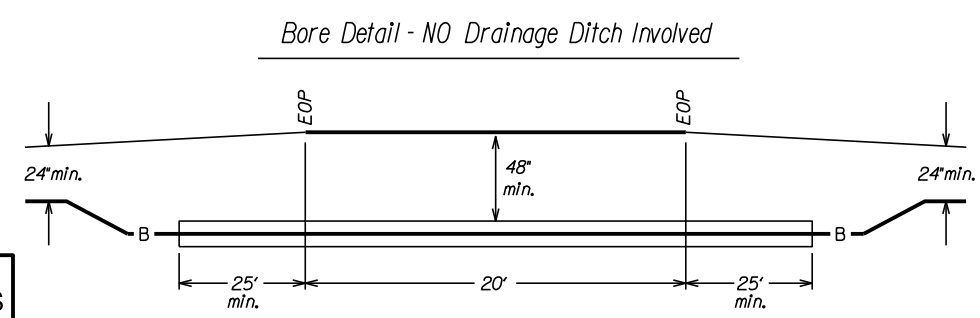
**DIAL 811**

TWO FULL BUS. DAYS BEFORE YOU DIG

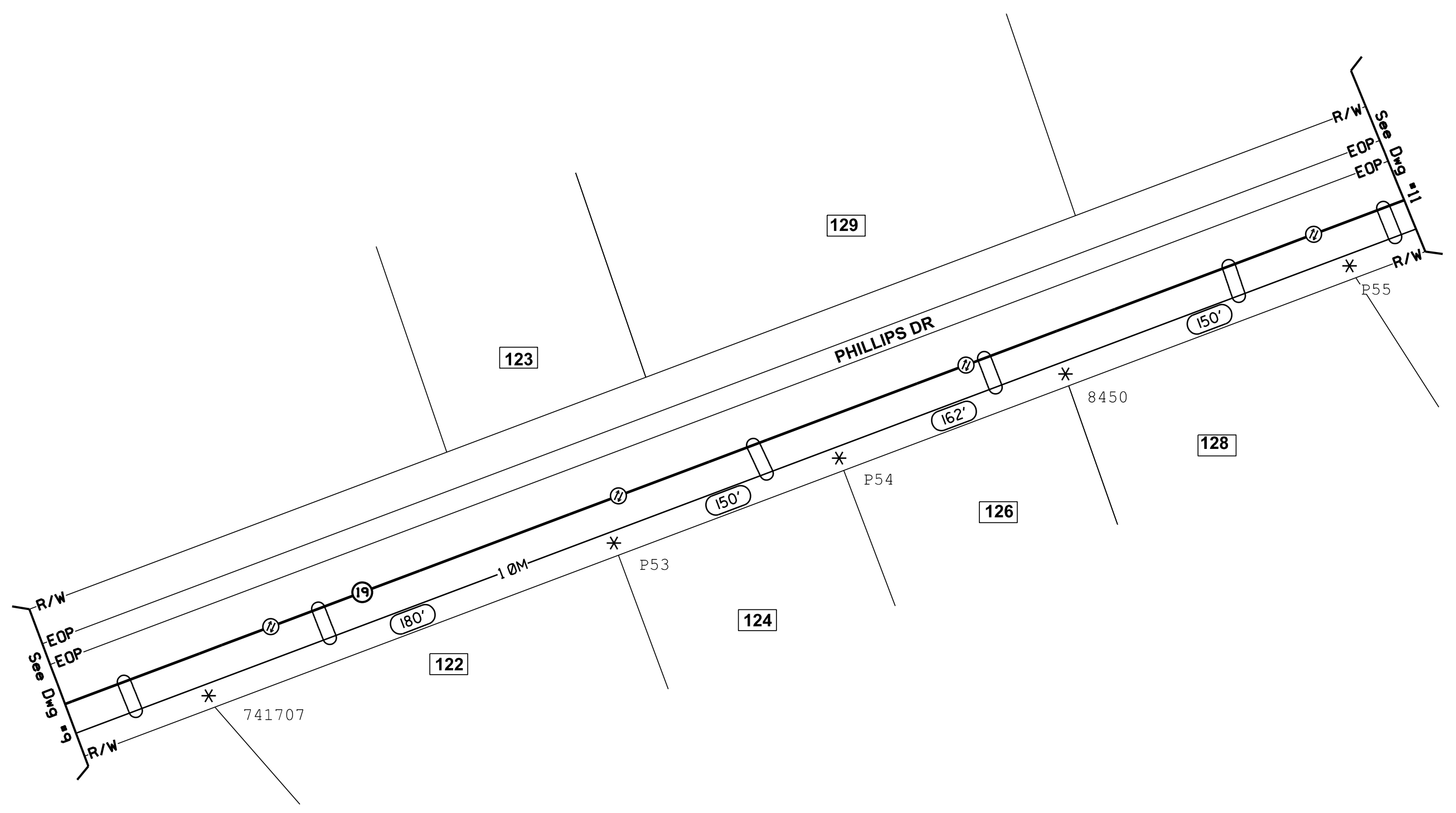
IT IS THE CONTRACTOR'S RESPONSIBILITY TO CONTACT UTILITY COMPANIES PRIOR TO ANY CONSTRUCTION AS THE LOCATION OF UTILITIES SHOWN ON THIS PLAN ARE APPROXIMATE AND POSSIBLY INCOMPLETE. THEREFORE CERTIFICATION TO THE LOCATION OF ALL UNDERGROUND UTILITIES IS WITHHELD.

**GENERAL NOTE:**  
RIGHT OF WAY MEASUREMENTS  
ARE SHOWN APPROXIMATE AND  
SHOULD BE FIELD VERIFIED  
PRIOR TO CONSTRUCTION

**TRAFFIC CONTROL TO BE HANDLED  
IN ACCORDANCE WITH THE LATEST  
APPROVED EDITION OF MUTCD**

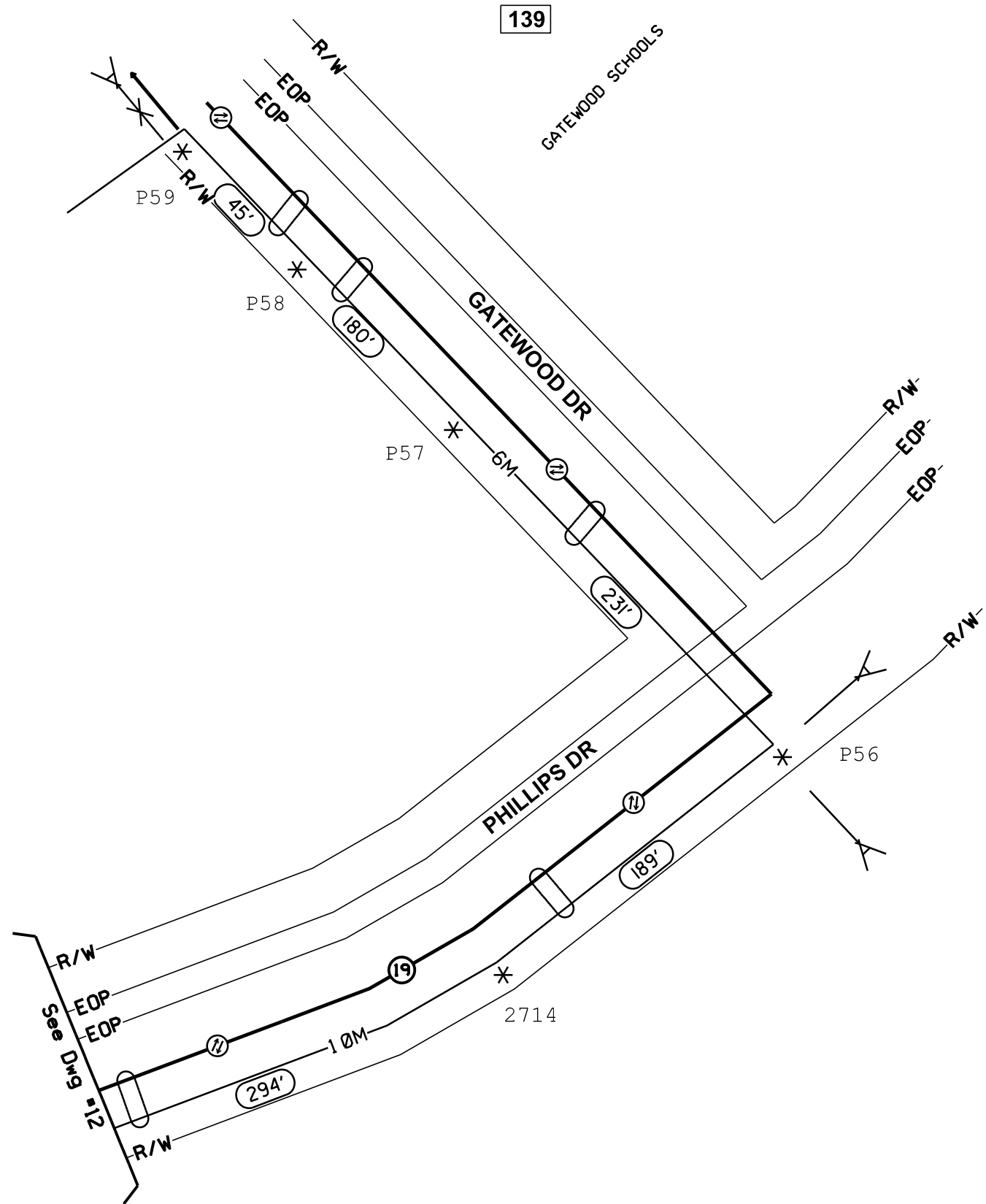


<b>ATTSE</b>	
PROPOSED TELEPHONE FACILITIES ON RIGHT OF WAY OF PHILLIPS DR	
PUTNAM COUNTY	
Exchange:	706485
Designer:	LIEBERT, MIKE
Phone:	678-276-5660
Authorization:	9RL61090N
Dwg. <u>  9  </u> of <u>  30  </u>	



**CAUTION**  
Volts to Ground  
301V-15kV

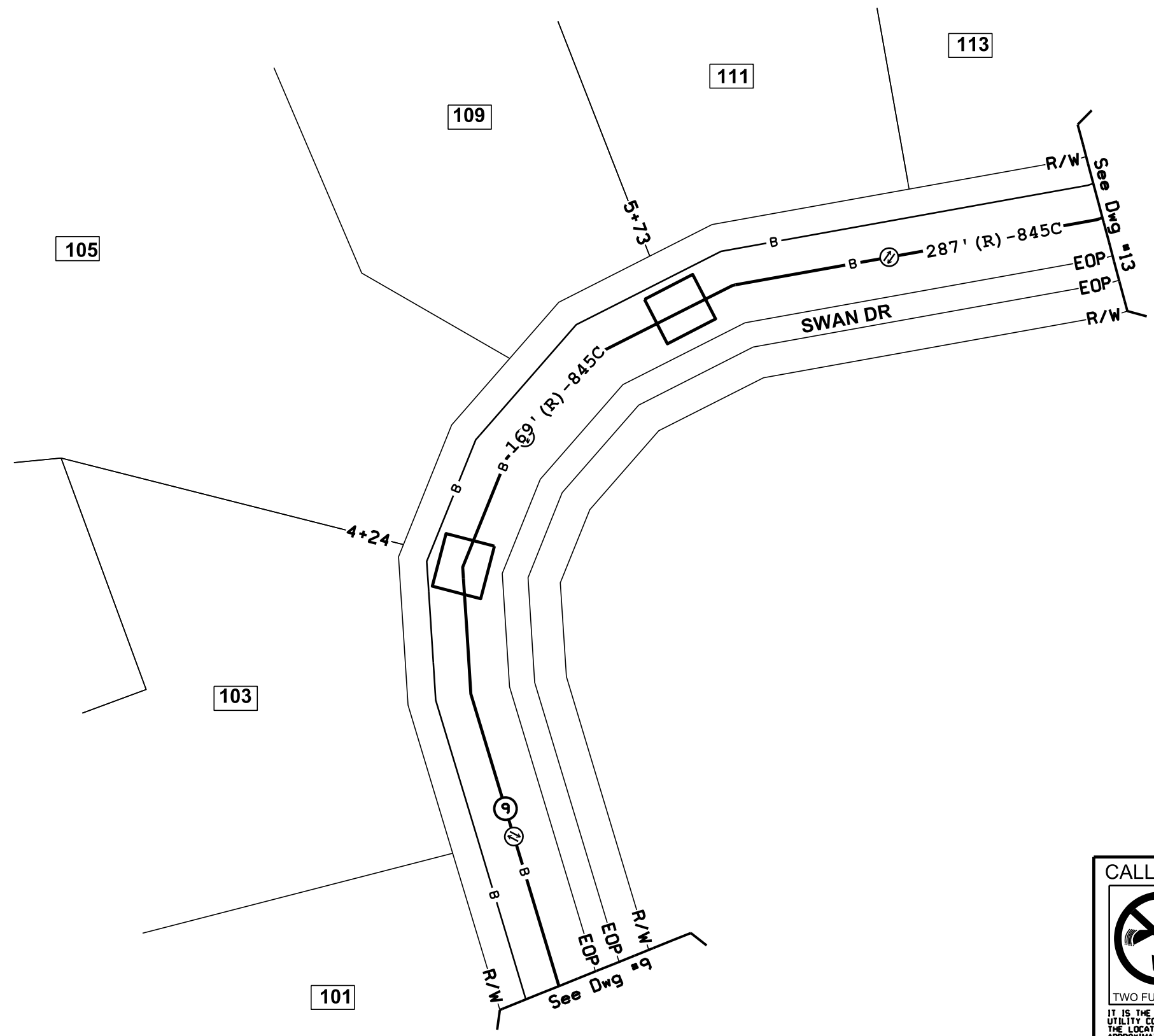
<b>ATTSE</b>	
PROPOSED TELEPHONE FACILITIES ON RIGHT OF WAY OF PHILLIPS DR	
PUTNAM COUNTY	
Exchange:	706485
Designer:	LIEBERT, MIKE
Phone:	678-276-5660
Authorization:	9RL61090N
Dwg. <u>10</u> of <u>30</u>	



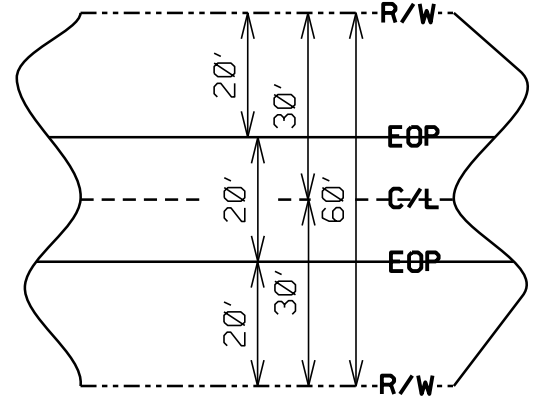
**CAUTION**  
Volts to Ground  
301V-15kV

<b>ATTSE</b>	
PROPOSED TELEPHONE FACILITIES ON RIGHT OF WAY OF GATEWOOD DR	
PUTNAM COUNTY	
Exchange:	706485
Designer:	LIEBERT, MIKE
Phone:	678-276-5660
Authorization:	9RL61090N
Dwg.	11 of 30

9 PROPOSED BURIED FIBER CABLE  
FIBER SIZE 24




TYPICAL RIGHT-OF-WAY  
PROFILE MEASUREMENTS



Swan Dr  
**R/W = 60'**  
**STREETS = 20' EOP TO EOP**  
**FIBER PLACEMENT = 20' EOP @ 24" DEPTH**

**CALL BEFORE YOU DIG**



**DIAL 811**

TWO FULL BUS. DAYS BEFORE YOU DIG

IT IS THE CONTRACTORS RESPONSIBILITY TO CONTACT UTILITY COMPANIES PRIOR TO ANY CONSTRUCTION AS THE LOCATION OF UTILITIES SHOWN ON THIS PLAN ARE APPROXIMATE AND POSSIBLY INCOMPLETE. THEREFORE CERTIFICATION TO THE LOCATION OF ALL UNDERGROUND UTILITIES IS WITHHELD.

**GENERAL NOTE:**  
 RIGHT OF WAY MEASUREMENTS  
 ARE SHOWN APPROXIMATE AND  
 SHOULD BE FIELD VERIFIED  
 PRIOR TO CONSTRUCTION

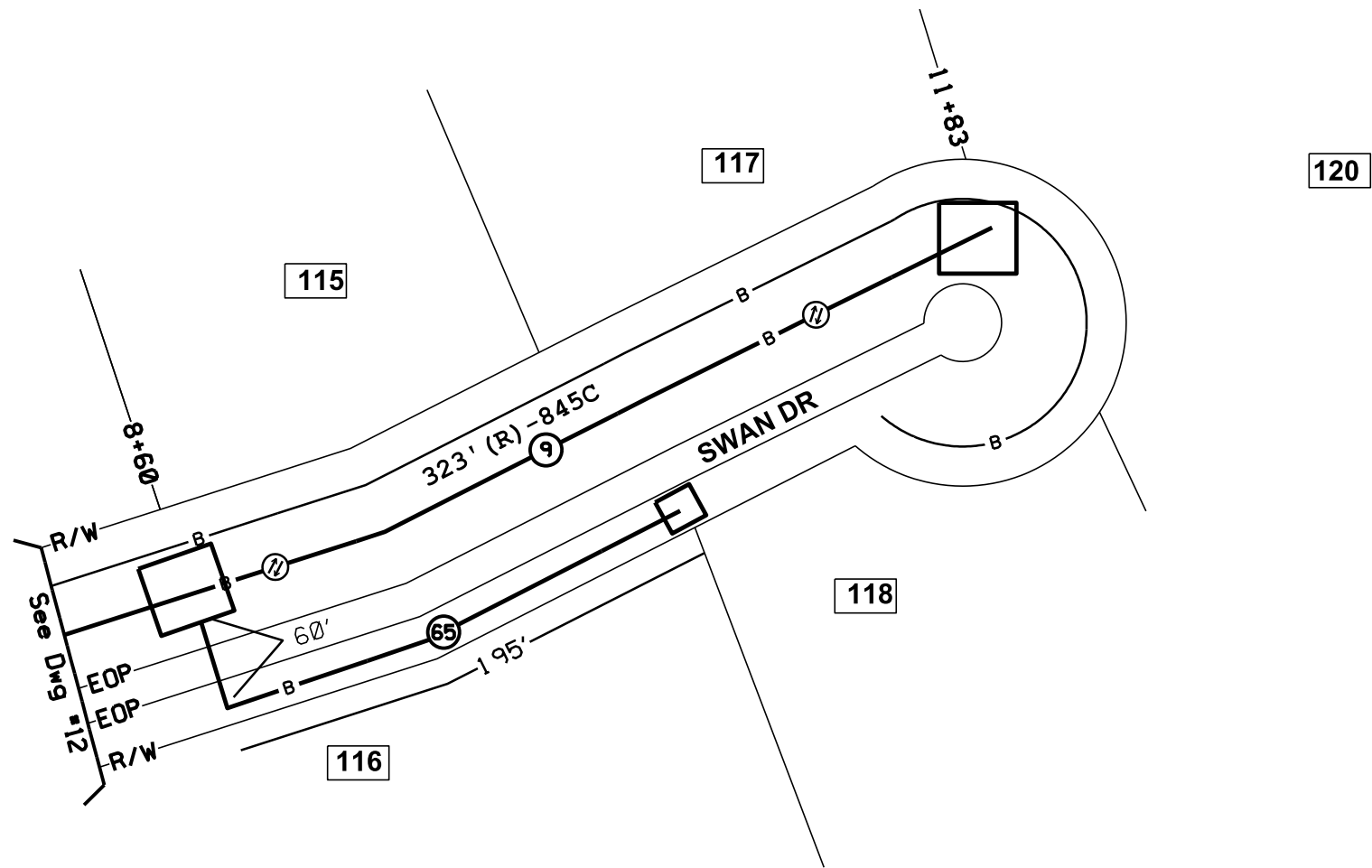
**TRAFFIC CONTROL TO BE HANDLED  
 IN ACCORDANCE WITH THE LATEST  
 APPROVED EDITION OF MUTCD**

**CAUTION**  
 Volts to Ground  
 301V-15kV

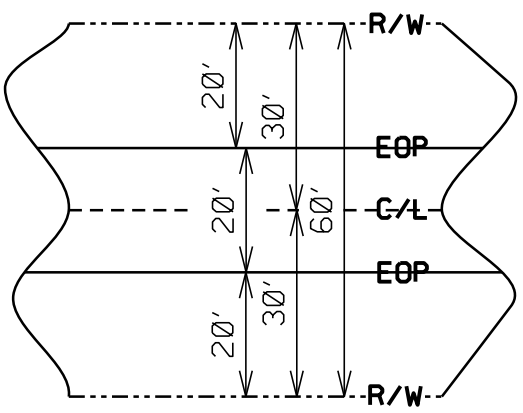
<b>ATTSE</b>	
PROPOSED TELEPHONE FACILITIES ON RIGHT OF WAY OF SWAN DR	
PUTNAM COUNTY	
Exchange:	706485
Designer:	LIEBERT, MIKE
Phone:	678-276-5660
Authorization:	9RL61090N
Dwg. <u>12</u> of <u>30</u>	



- 9 PROPOSED BURIED FIBER CABLE  
FIBER SIZE 24
- 65 PROPOSED BURIED CONDUIT

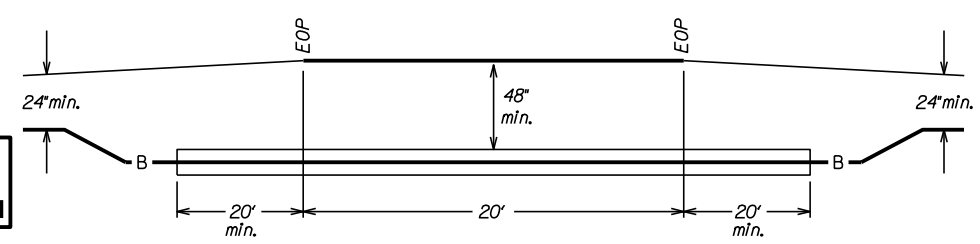


TYPICAL RIGHT-OF-WAY PROFILE MEASUREMENTS



Swan Dr  
**R/W = 60'**  
**STREETS = 20' EOP TO EOP**  
**FIBER PLACEMENT = 20' EOP @ 24" DEPTH**

Bore Detail - NO Drainage Ditch Involved



**CAUTION**  
 Volts to Ground  
 301V-15kV

CALL BEFORE YOU DIG

DIAL 811

TWO FULL BUS. DAYS BEFORE YOU DIG

IT IS THE CONTRACTORS RESPONSIBILITY TO CONTACT UTILITY COMPANIES PRIOR TO ANY CONSTRUCTION AS THE LOCATION OF UTILITIES SHOWN ON THIS PLAN ARE APPROXIMATE AND POSSIBLY INCOMPLETE. THEREFORE CERTIFICATION TO THE LOCATION OF ALL UNDERGROUND UTILITIES IS WITHHELD.

**GENERAL NOTE:**  
 RIGHT OF WAY MEASUREMENTS ARE SHOWN APPROXIMATE AND SHOULD BE FIELD VERIFIED PRIOR TO CONSTRUCTION

**TRAFFIC CONTROL TO BE HANDLED IN ACCORDANCE WITH THE LATEST APPROVED EDITION OF MUTCD**

**ATTSE**

PROPOSED TELEPHONE FACILITIES ON RIGHT OF WAY OF SWAN DR

PUTNAM COUNTY

Exchange: 706485

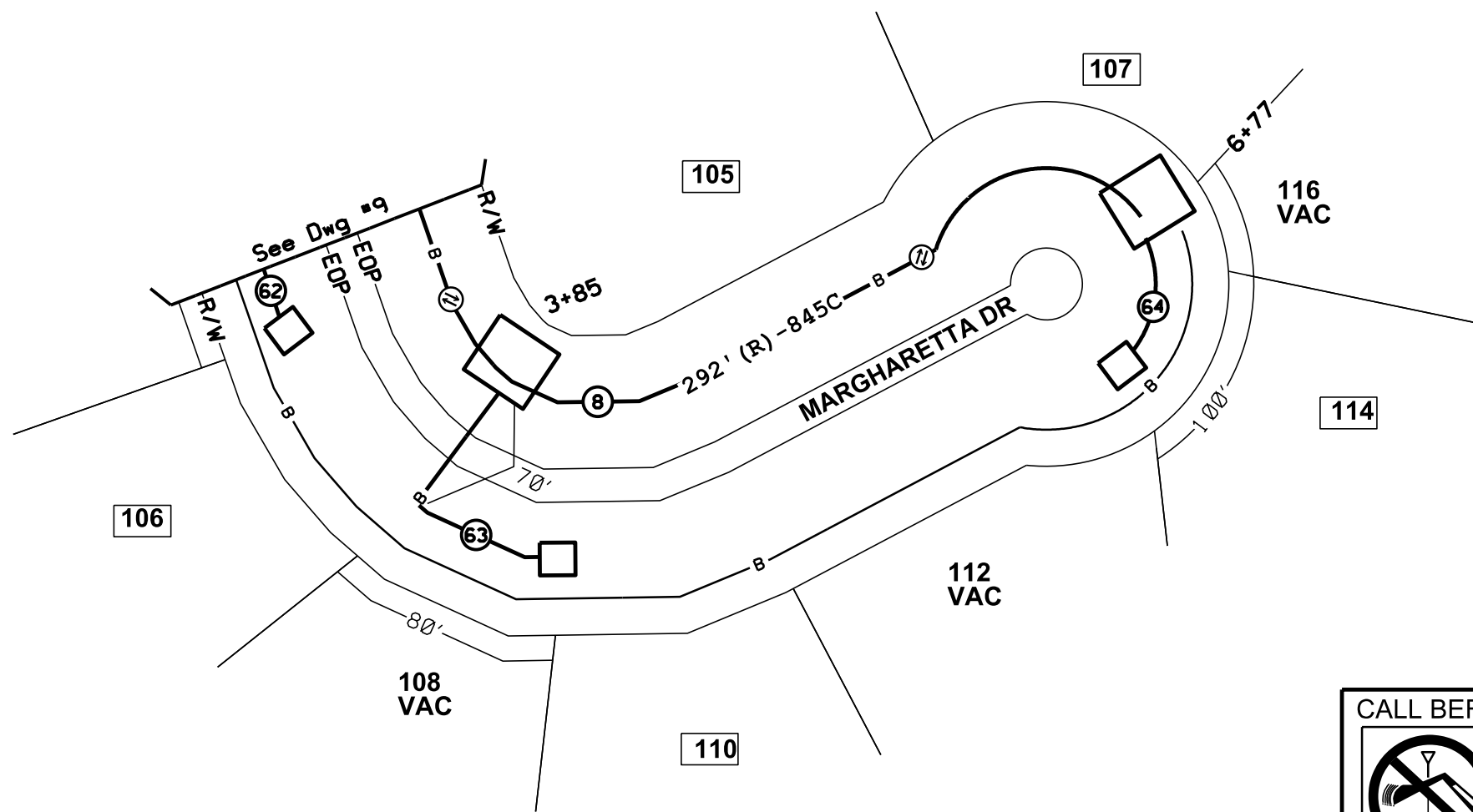
Designer: LIEBERT, MIKE

Phone: 678-276-5660

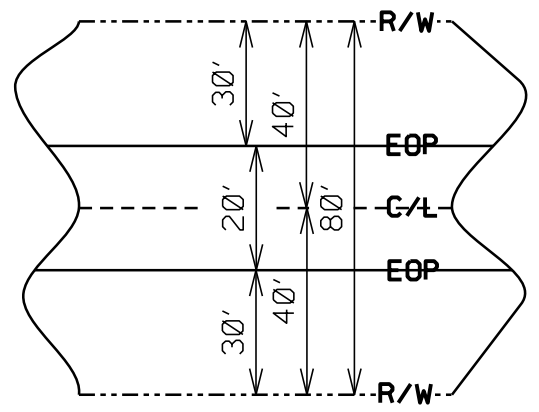
Authorization: 9RL61090N

Dwg. 13 of 30

- ⑧ PROPOSED BURIED FIBER CABLE  
FIBER SIZE 24
- ⑥2 PROPOSED BURIED CONDUIT
- ⑥3 PROPOSED BURIED CONDUIT
- ⑥4 PROPOSED BURIED CONDUIT

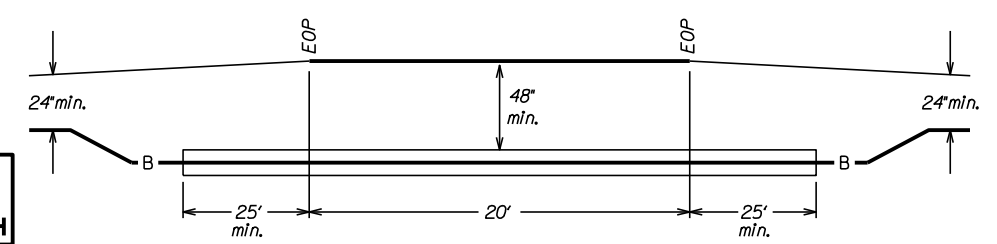


**TYPICAL RIGHT-OF-WAY PROFILE MEASUREMENTS**



Margheretta Dr  
**R/W = 80'**  
**STREETS = 20' EOP TO EOP**  
**FIBER PLACEMENT = 25' EOP @ 24" DEPTH**

*Bore Detail - NO Drainage Ditch Involved*



**CALL BEFORE YOU DIG**

**DIAL 811**

TWO FULL BUS. DAYS BEFORE YOU DIG

IT IS THE CONTRACTORS RESPONSIBILITY TO CONTACT UTILITY COMPANIES PRIOR TO ANY CONSTRUCTION AS THE LOCATION OF UTILITIES SHOWN ON THIS PLAN ARE APPROXIMATE AND POSSIBLY INCOMPLETE. THEREFORE CERTIFICATION TO THE LOCATION OF ALL UNDERGROUND UTILITIES IS WITHHELD.

**GENERAL NOTE:**  
 RIGHT OF WAY MEASUREMENTS  
 ARE SHOWN APPROXIMATE AND  
 SHOULD BE FIELD VERIFIED  
 PRIOR TO CONSTRUCTION

**TRAFFIC CONTROL TO BE HANDLED  
 IN ACCORDANCE WITH THE LATEST  
 APPROVED EDITION OF MUTCD**

**CAUTION**  
 Volts to Ground  
 301V-15kV

**ATTSE**

PROPOSED TELEPHONE FACILITIES  
 ON RIGHT OF WAY OF  
 MARGHARETTA DR

PUTNAM COUNTY

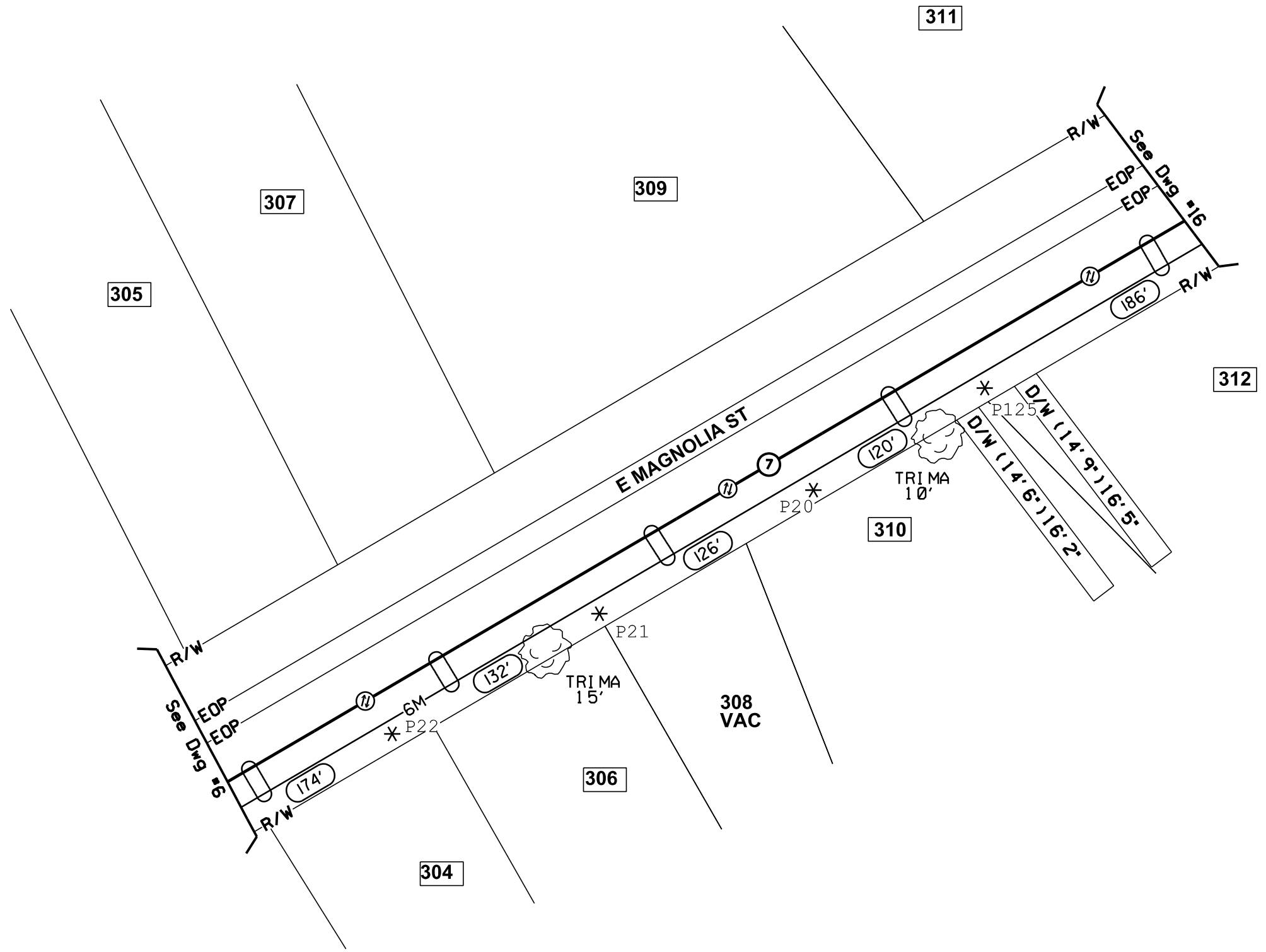
Exchange: 706485

Designer: LIEBERT, MIKE

Phone: 678-276-5660

Authorization: 9RL6I090N

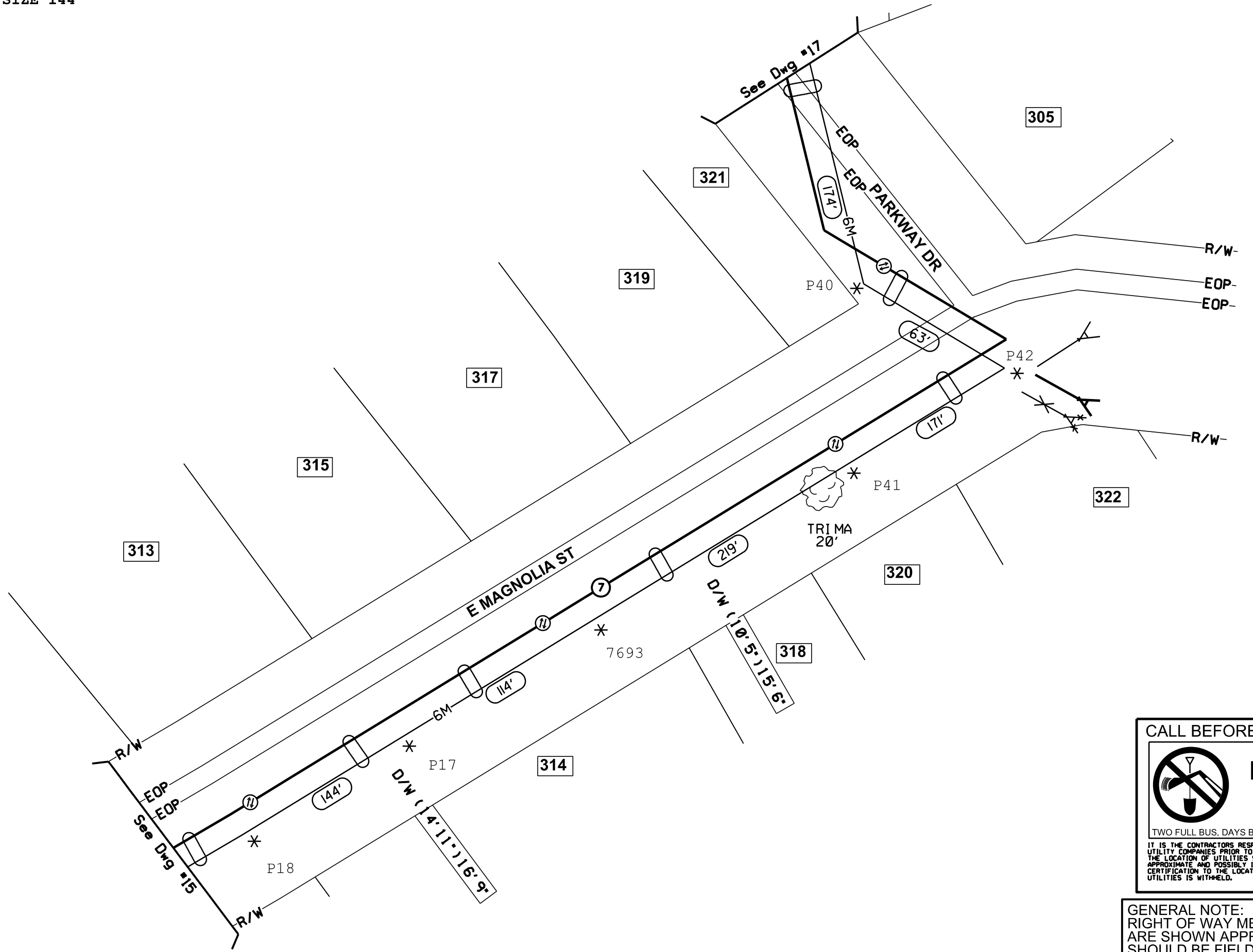
Dwg. 14 of 30



**CAUTION**  
Volts to Ground  
301V-15kV

<b>ATTSE</b>	
PROPOSED TELEPHONE FACILITIES ON RIGHT OF WAY OF E MAGNOLIA ST	
PUTNAM COUNTY	
Exchange:	706485
Designer:	LIEBERT, MIKE
Phone:	678-276-5660
Authorization:	9RL61090N
Dwg. <u>15</u> of <u>30</u>	

7 PROPOSED AERIAL FIBER CABLE  
FIBER SIZE 144



**CAUTION**  
Volts to Ground  
301V-15kV

CALL BEFORE YOU DIG

**DIAL 811**

TWO FULL BUS. DAYS BEFORE YOU DIG

IT IS THE CONTRACTORS RESPONSIBILITY TO CONTACT UTILITY COMPANIES PRIOR TO ANY CONSTRUCTION AS THE LOCATION OF UTILITIES SHOWN ON THIS PLAN ARE APPROXIMATE AND POSSIBLY INCOMPLETE. THEREFORE CERTIFICATION TO THE LOCATION OF ALL UNDERGROUND UTILITIES IS WITHHELD.

GENERAL NOTE:  
RIGHT OF WAY MEASUREMENTS  
ARE SHOWN APPROXIMATE AND  
SHOULD BE FIELD VERIFIED  
PRIOR TO CONSTRUCTION

TRAFFIC CONTROL TO BE HANDLED  
IN ACCORDANCE WITH THE LATEST  
APPROVED EDITION OF MUTCD

<b>ATTSE</b>	
PROPOSED TELEPHONE FACILITIES ON RIGHT OF WAY OF PARKWAY DR	
PUTNAM COUNTY	
Exchange:	706485
Designer:	LIEBERT, MIKE
Phone:	678-276-5660
Authorization:	9RL61090N
Dwg. <u>16</u> of <u>30</u>	

**CALL BEFORE YOU DIG**



**DIAL 811**

TWO FULL BUS. DAYS BEFORE YOU DIG

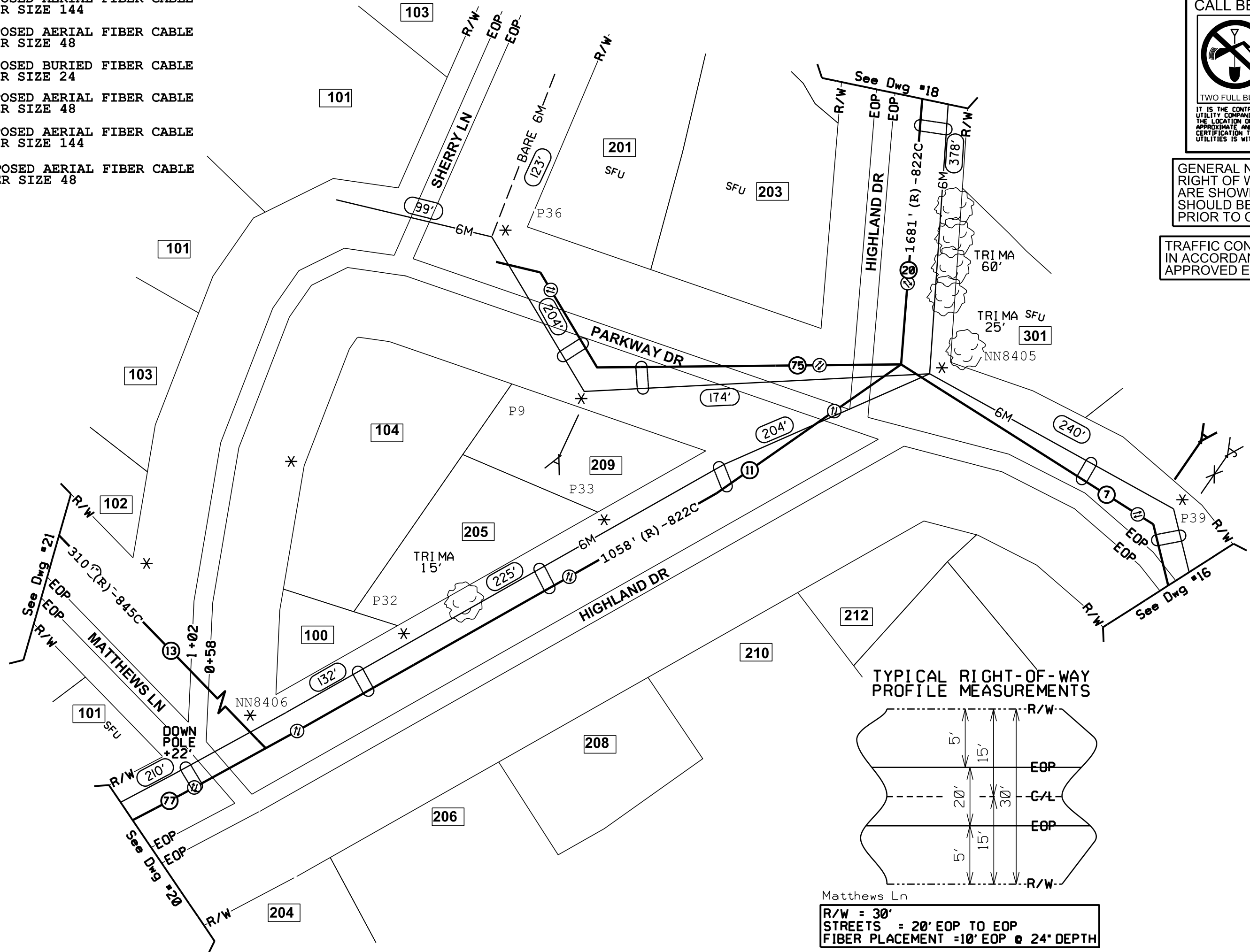
IT IS THE CONTRACTORS RESPONSIBILITY TO CONTACT UTILITY COMPANIES PRIOR TO ANY CONSTRUCTION AS THE LOCATION OF UTILITIES SHOWN ON THIS PLAN ARE APPROXIMATE AND POSSIBLY INCOMPLETE. THEREFORE CERTIFICATION TO THE LOCATION OF ALL UNDERGROUND UTILITIES IS WITHHELD.

129

**GENERAL NOTE:**  
RIGHT OF WAY MEASUREMENTS ARE SHOWN APPROXIMATE AND SHOULD BE FIELD VERIFIED PRIOR TO CONSTRUCTION

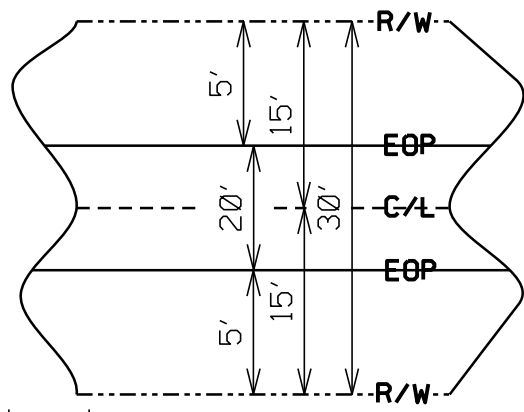
TRAFFIC CONTROL TO BE HANDLED IN ACCORDANCE WITH THE LATEST APPROVED EDITION OF MUTCD

- ⑦ PROPOSED AERIAL FIBER CABLE FIBER SIZE 144
- ⑪ PROPOSED AERIAL FIBER CABLE FIBER SIZE 48
- ⑬ PROPOSED BURIED FIBER CABLE FIBER SIZE 24
- ⑳ PROPOSED AERIAL FIBER CABLE FIBER SIZE 48
- ⑦⑤ PROPOSED AERIAL FIBER CABLE FIBER SIZE 144
- ⑦⑦ PROPOSED AERIAL FIBER CABLE FIBER SIZE 48



**CAUTION**  
Volts to Ground  
301V-15kV

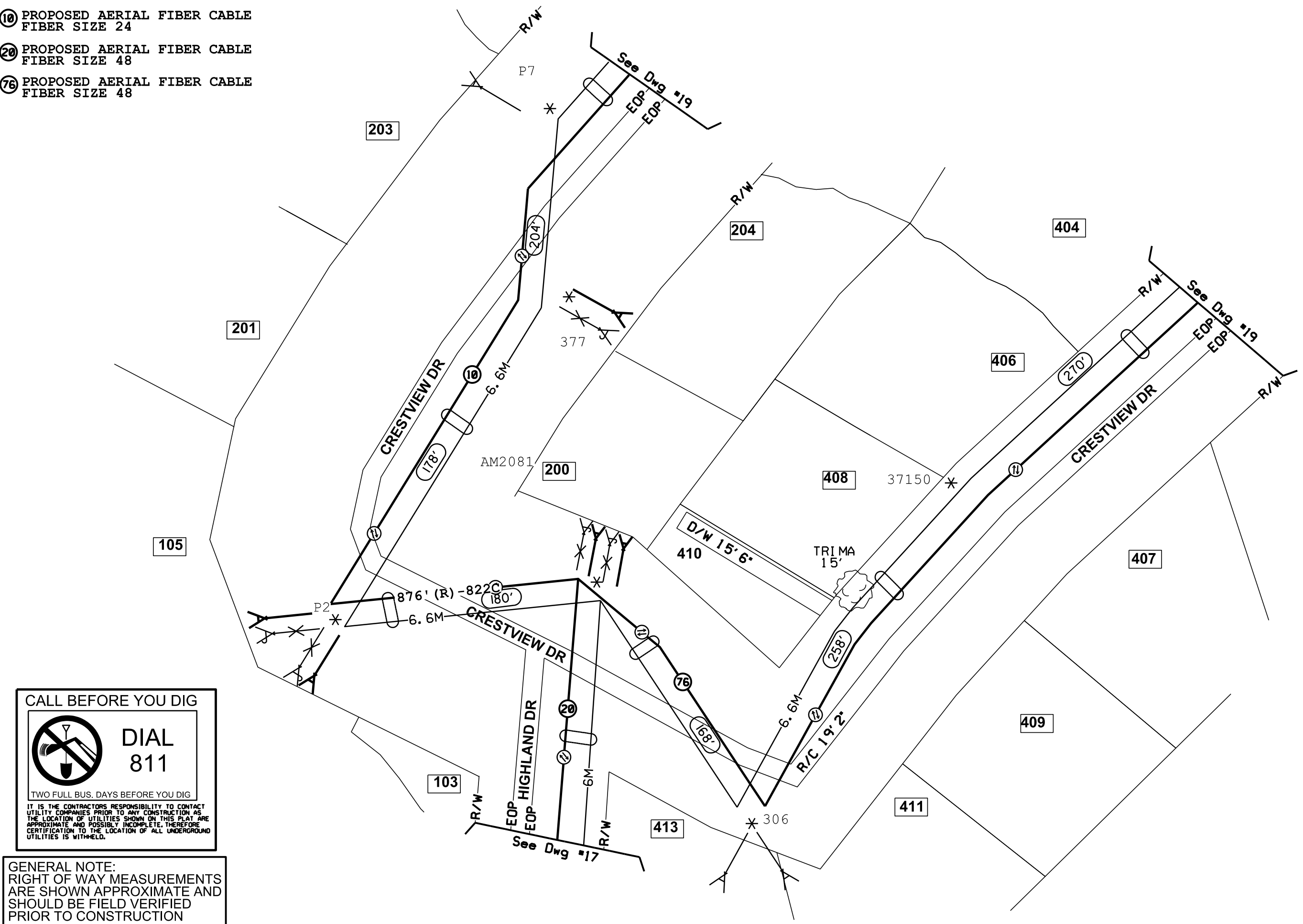
TYPICAL RIGHT-OF-WAY PROFILE MEASUREMENTS



Matthews Ln  
 R/W = 30'  
 STREETS = 20' EOP TO EOP  
 FIBER PLACEMENT = 10' EOP @ 24" DEPTH

<b>ATTSE</b>	
PROPOSED TELEPHONE FACILITIES ON RIGHT OF WAY OF HIGHLAND DR	
PUTNAM COUNTY	
Exchange:	706485
Designer:	LIEBERT, MIKE
Phone:	678-276-5660
Authorization:	9RL6I090N
Dwg. <u>17</u> of <u>30</u>	

- ⑩ PROPOSED AERIAL FIBER CABLE  
FIBER SIZE 24
- ⑳ PROPOSED AERIAL FIBER CABLE  
FIBER SIZE 48
- ⑦⑥ PROPOSED AERIAL FIBER CABLE  
FIBER SIZE 48



**CAUTION**  
Volts to Ground  
301V-15kV

**CALL BEFORE YOU DIG**

**DIAL 811**

TWO FULL BUS. DAYS BEFORE YOU DIG

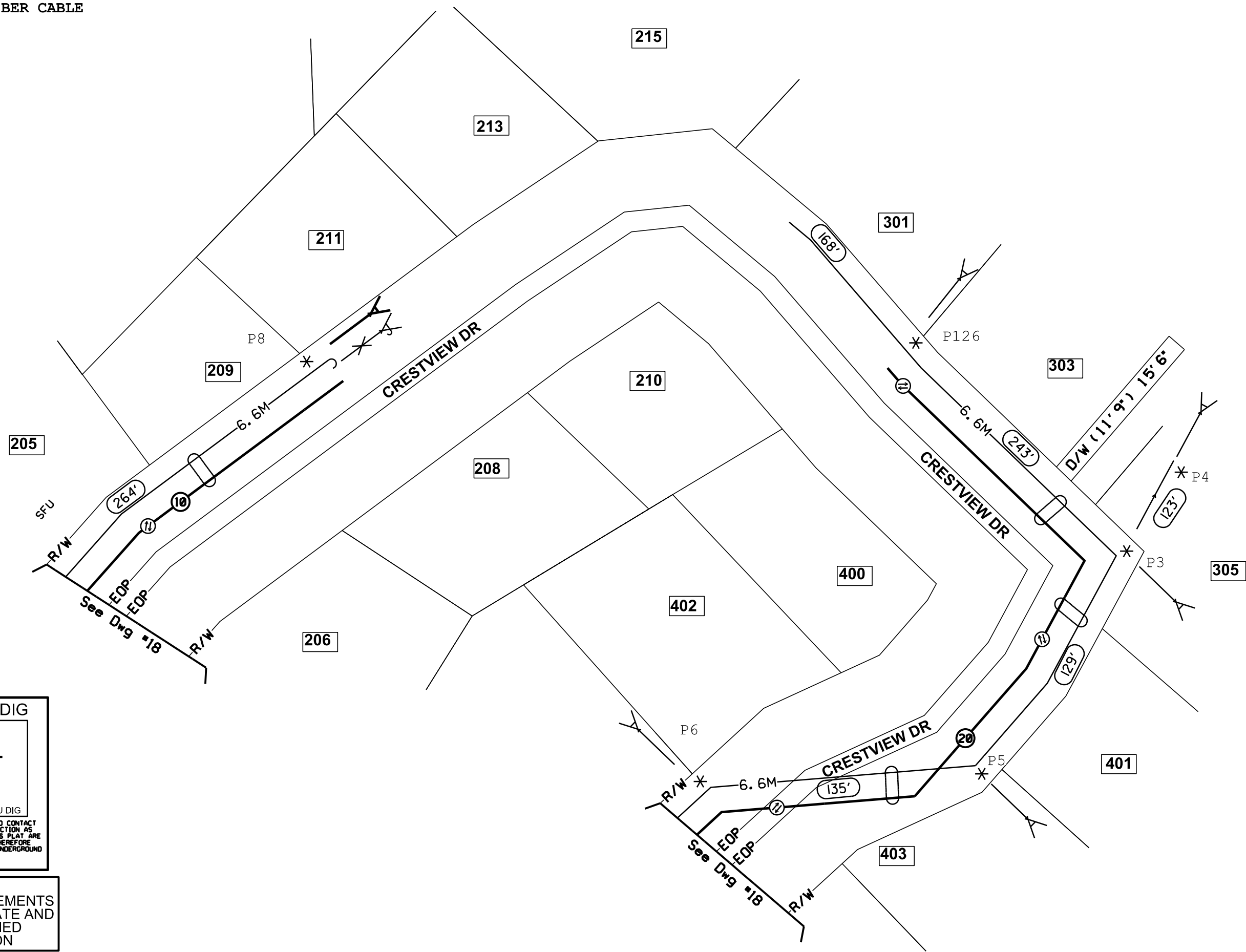
IT IS THE CONTRACTOR'S RESPONSIBILITY TO CONTACT UTILITY COMPANIES PRIOR TO ANY CONSTRUCTION AS THE LOCATION OF UTILITIES SHOWN ON THIS PLAN ARE APPROXIMATE AND POSSIBLY INCOMPLETE. THEREFORE CERTIFICATION TO THE LOCATION OF ALL UNDERGROUND UTILITIES IS WITHHELD.

**GENERAL NOTE:**  
RIGHT OF WAY MEASUREMENTS  
ARE SHOWN APPROXIMATE AND  
SHOULD BE FIELD VERIFIED  
PRIOR TO CONSTRUCTION

**TRAFFIC CONTROL TO BE HANDLED  
IN ACCORDANCE WITH THE LATEST  
APPROVED EDITION OF MUTCD**

<b>ATTSE</b>	
PROPOSED TELEPHONE FACILITIES ON RIGHT OF WAY OF CRESTVIEW DR	
PUTNAM COUNTY	
Exchange:	706485
Designer:	LIEBERT, MIKE
Phone:	678-276-5660
Authorization:	9RL6I090N
Dwg. <u>18</u> of <u>30</u>	

- ⑩ PROPOSED AERIAL FIBER CABLE  
FIBER SIZE 24
- ⑳ PROPOSED AERIAL FIBER CABLE  
FIBER SIZE 48



**CAUTION**  
Volts to Ground  
301V-15kV

**CALL BEFORE YOU DIG**



**DIAL 811**

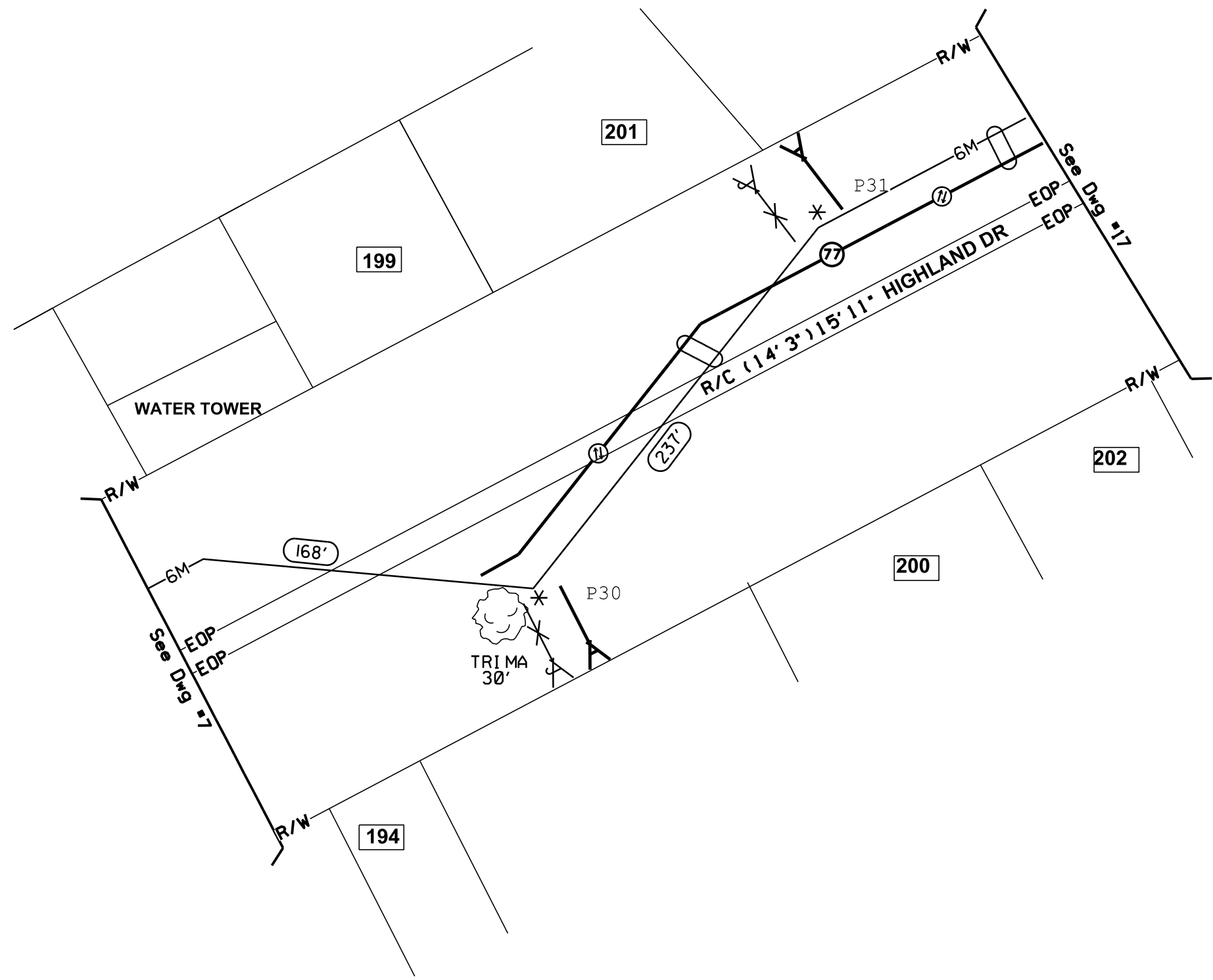
TWO FULL BUS. DAYS BEFORE YOU DIG

IT IS THE CONTRACTOR'S RESPONSIBILITY TO CONTACT UTILITY COMPANIES PRIOR TO ANY CONSTRUCTION AS THE LOCATION OF UTILITIES SHOWN ON THIS PLAN ARE APPROXIMATE AND POSSIBLY INCOMPLETE. THEREFORE CERTIFICATION TO THE LOCATION OF ALL UNDERGROUND UTILITIES IS WITHHELD.

**GENERAL NOTE:**  
RIGHT OF WAY MEASUREMENTS ARE SHOWN APPROXIMATE AND SHOULD BE FIELD VERIFIED PRIOR TO CONSTRUCTION

**TRAFFIC CONTROL TO BE HANDLED IN ACCORDANCE WITH THE LATEST APPROVED EDITION OF MUTCD**

<b>ATTSE</b>	
PROPOSED TELEPHONE FACILITIES ON RIGHT OF WAY OF CRESTVIEW DR	
PUTNAM COUNTY	
Exchange:	706485
Designer:	LIEBERT, MIKE
Phone:	678-276-5660
Authorization:	9RL6I090N
Dwg. <u>19</u> of <u>30</u>	



**CAUTION**  
Volts to Ground  
301V-15kV

**CALL BEFORE YOU DIG**

**DIAL 811**

TWO FULL BUS. DAYS BEFORE YOU DIG

IT IS THE CONTRACTORS RESPONSIBILITY TO CONTACT UTILITY COMPANIES PRIOR TO ANY CONSTRUCTION AS THE LOCATION OF UTILITIES SHOWN ON THIS PLAN ARE APPROXIMATE AND POSSIBLY INCOMPLETE. THEREFORE CERTIFICATION TO THE LOCATION OF ALL UNDERGROUND UTILITIES IS WITHHELD.

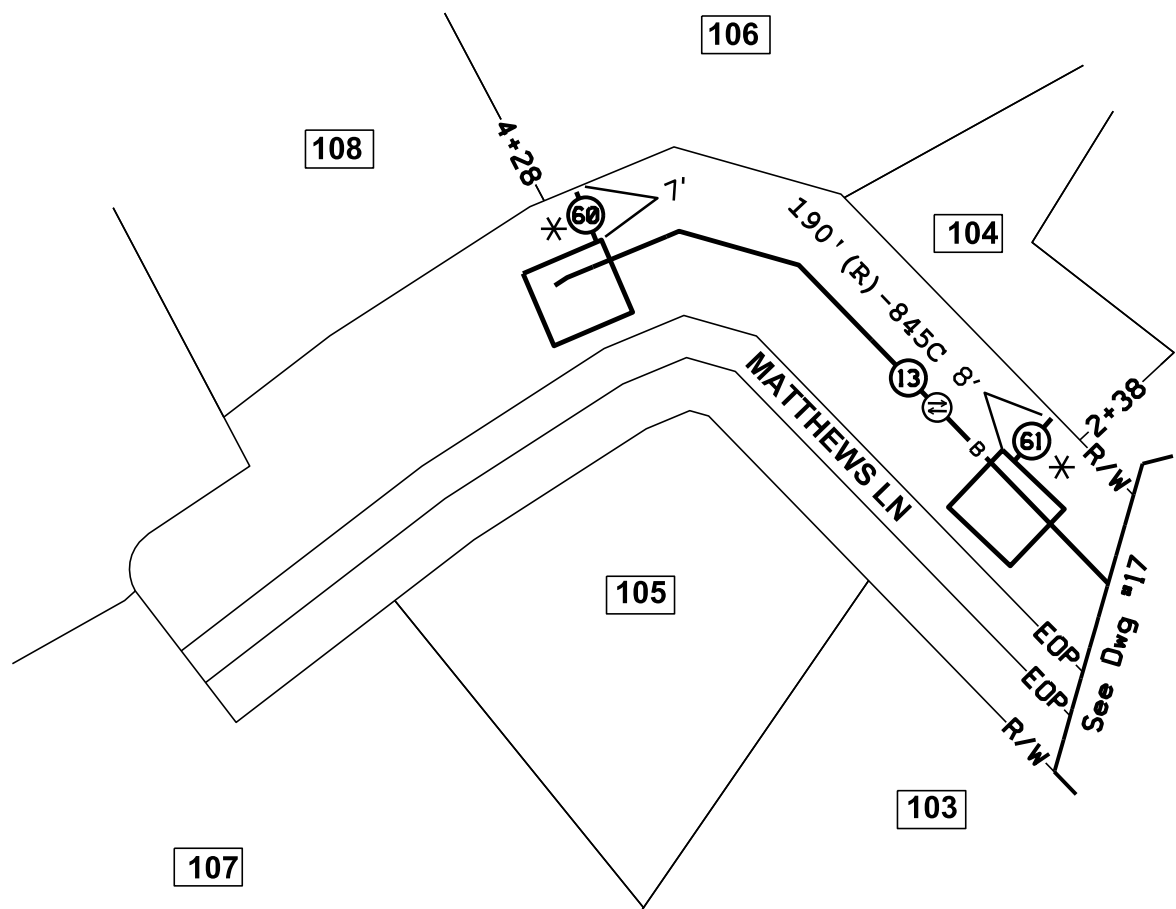
**GENERAL NOTE:**  
RIGHT OF WAY MEASUREMENTS  
ARE SHOWN APPROXIMATE AND  
SHOULD BE FIELD VERIFIED  
PRIOR TO CONSTRUCTION

**TRAFFIC CONTROL TO BE HANDLED  
IN ACCORDANCE WITH THE LATEST  
APPROVED EDITION OF MUTCD**

<b>ATTSE</b>	
PROPOSED TELEPHONE FACILITIES ON RIGHT OF WAY OF HIGHLAND DR	
PUTNAM COUNTY	
Exchange:	706485
Designer:	LIEBERT, MIKE
Phone:	678-276-5660
Authorization:	9RL6I090N
Dwg. <u>20</u> of <u>30</u>	



- 13 PROPOSED BURIED FIBER CABLE  
FIBER SIZE 24
- 60 PROPOSED BURIED CONDUIT
- 61 PROPOSED BURIED CONDUIT



**CAUTION**  
Volts to Ground  
301V-15kV

<b>ATTSE</b>	
PROPOSED TELEPHONE FACILITIES ON RIGHT OF WAY OF MATTHEWS LN	
PUTNAM COUNTY	
Exchange:	706485
Designer:	LIEBERT, MIKE
Phone:	678-276-5660
Authorization:	9RL6I090N
Dwg. 21	of 30

**CALL BEFORE YOU DIG**

**DIAL 811**

TWO FULL BUS. DAYS BEFORE YOU DIG

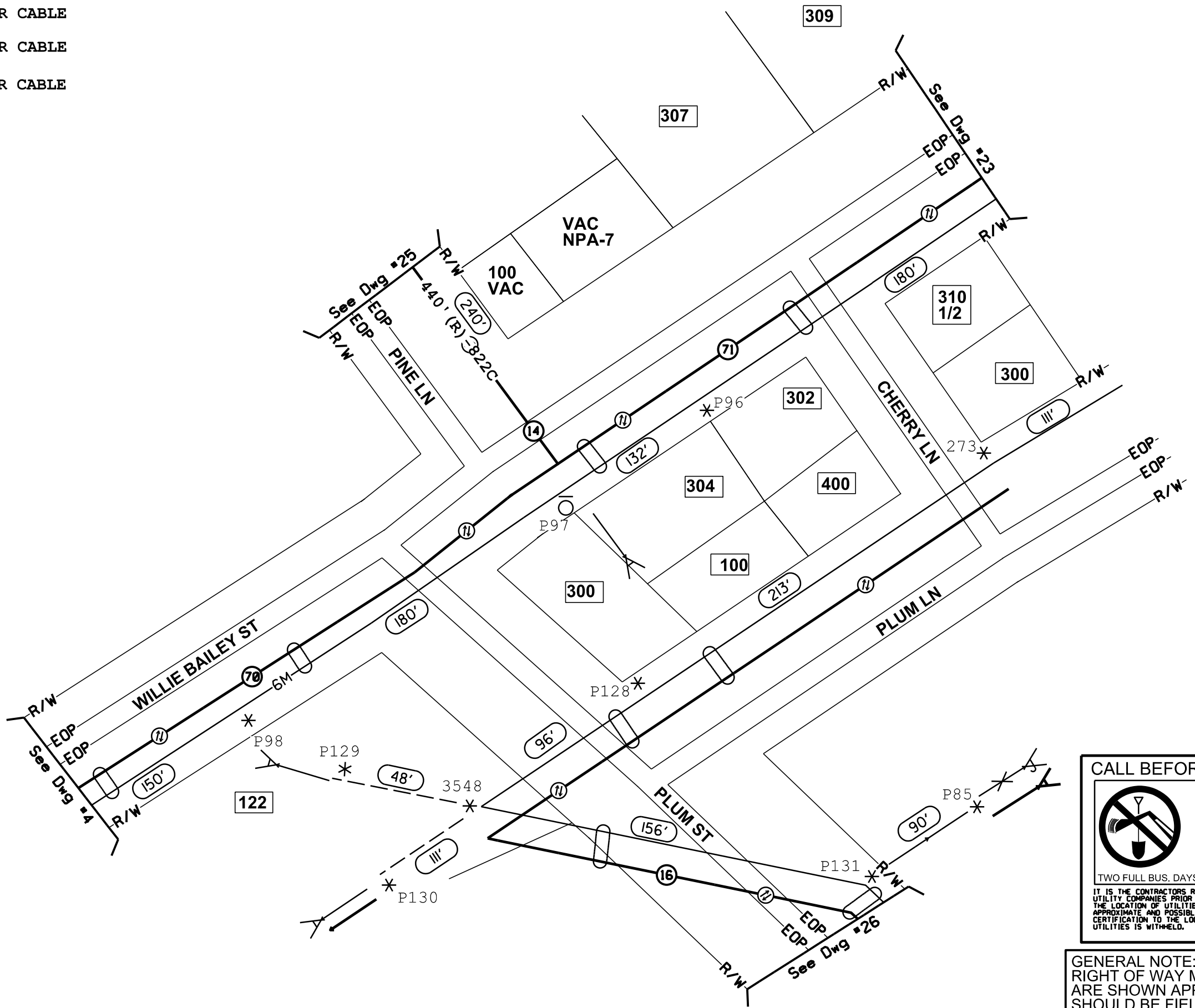
IT IS THE CONTRACTOR'S RESPONSIBILITY TO CONTACT UTILITY COMPANIES PRIOR TO ANY CONSTRUCTION AS THE LOCATION OF UTILITIES SHOWN ON THIS PLAN ARE APPROXIMATE AND POSSIBLY INCOMPLETE. THEREFORE CERTIFICATION TO THE LOCATION OF ALL UNDERGROUND UTILITIES IS WITHHELD.

GENERAL NOTE:  
RIGHT OF WAY MEASUREMENTS  
ARE SHOWN APPROXIMATE AND  
SHOULD BE FIELD VERIFIED  
PRIOR TO CONSTRUCTION

TRAFFIC CONTROL TO BE HANDLED  
IN ACCORDANCE WITH THE LATEST  
APPROVED EDITION OF MUTCD

Matthews Ln  
R/W = 30'  
STREETS = 20' EOP TO EOP  
FIBER PLACEMENT = 10' EOP @ 24" DEPTH

- ⑭ PROPOSED AERIAL FIBER CABLE  
FIBER SIZE 24
- ⑮ PROPOSED AERIAL FIBER CABLE  
FIBER SIZE 24
- ⑰ PROPOSED AERIAL FIBER CABLE  
FIBER SIZE 72
- ⑱ PROPOSED AERIAL FIBER CABLE  
FIBER SIZE 72



**CAUTION**  
Volts to Ground  
301V-15kV

**CALL BEFORE YOU DIG**

**DIAL 811**

TWO FULL BUS. DAYS BEFORE YOU DIG

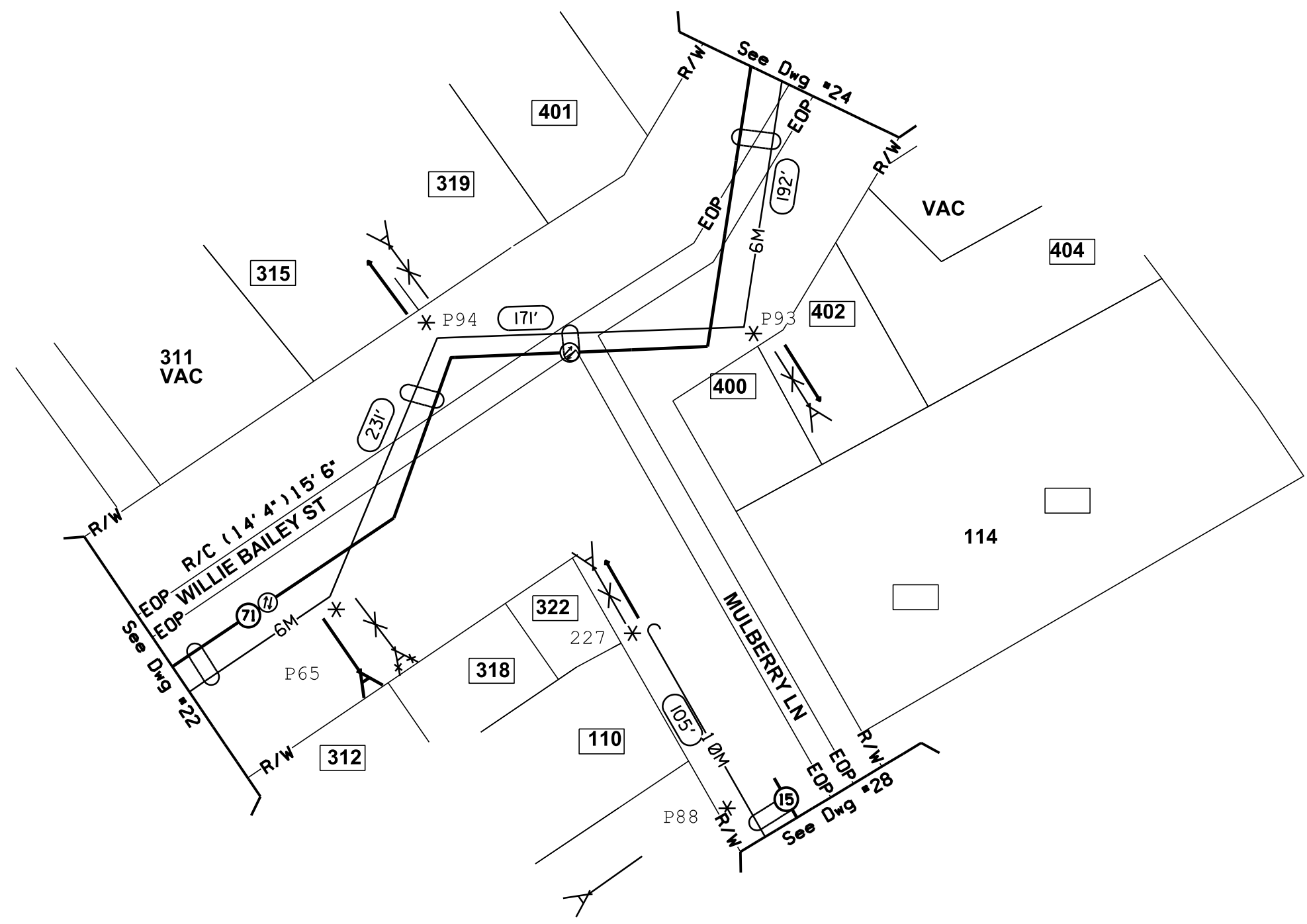
IT IS THE CONTRACTOR'S RESPONSIBILITY TO CONTACT UTILITY COMPANIES PRIOR TO ANY CONSTRUCTION AS THE LOCATION OF UTILITIES SHOWN ON THIS PLAN ARE APPROXIMATE AND POSSIBLY INCOMPLETE. THEREFORE CERTIFICATION TO THE LOCATION OF ALL UNDERGROUND UTILITIES IS WITHHELD.

**GENERAL NOTE:**  
RIGHT OF WAY MEASUREMENTS  
ARE SHOWN APPROXIMATE AND  
SHOULD BE FIELD VERIFIED  
PRIOR TO CONSTRUCTION

**TRAFFIC CONTROL TO BE HANDLED  
IN ACCORDANCE WITH THE LATEST  
APPROVED EDITION OF MUTCD**

<b>ATTSE</b>	
PROPOSED TELEPHONE FACILITIES ON RIGHT OF WAY OF WILLIE BAILEY ST	
PUTNAM COUNTY	
Exchange:	706485
Designer:	LIEBERT, MIKE
Phone:	678-276-5660
Authorization:	9RL61090N
Dwg. <u>22</u> of <u>30</u>	

- ⑮ PROPOSED AERIAL FIBER CABLE  
FIBER SIZE 24
- ⑦ PROPOSED AERIAL FIBER CABLE  
FIBER SIZE 72



**CALL BEFORE YOU DIG**

**DIAL 811**

TWO FULL BUS. DAYS BEFORE YOU DIG

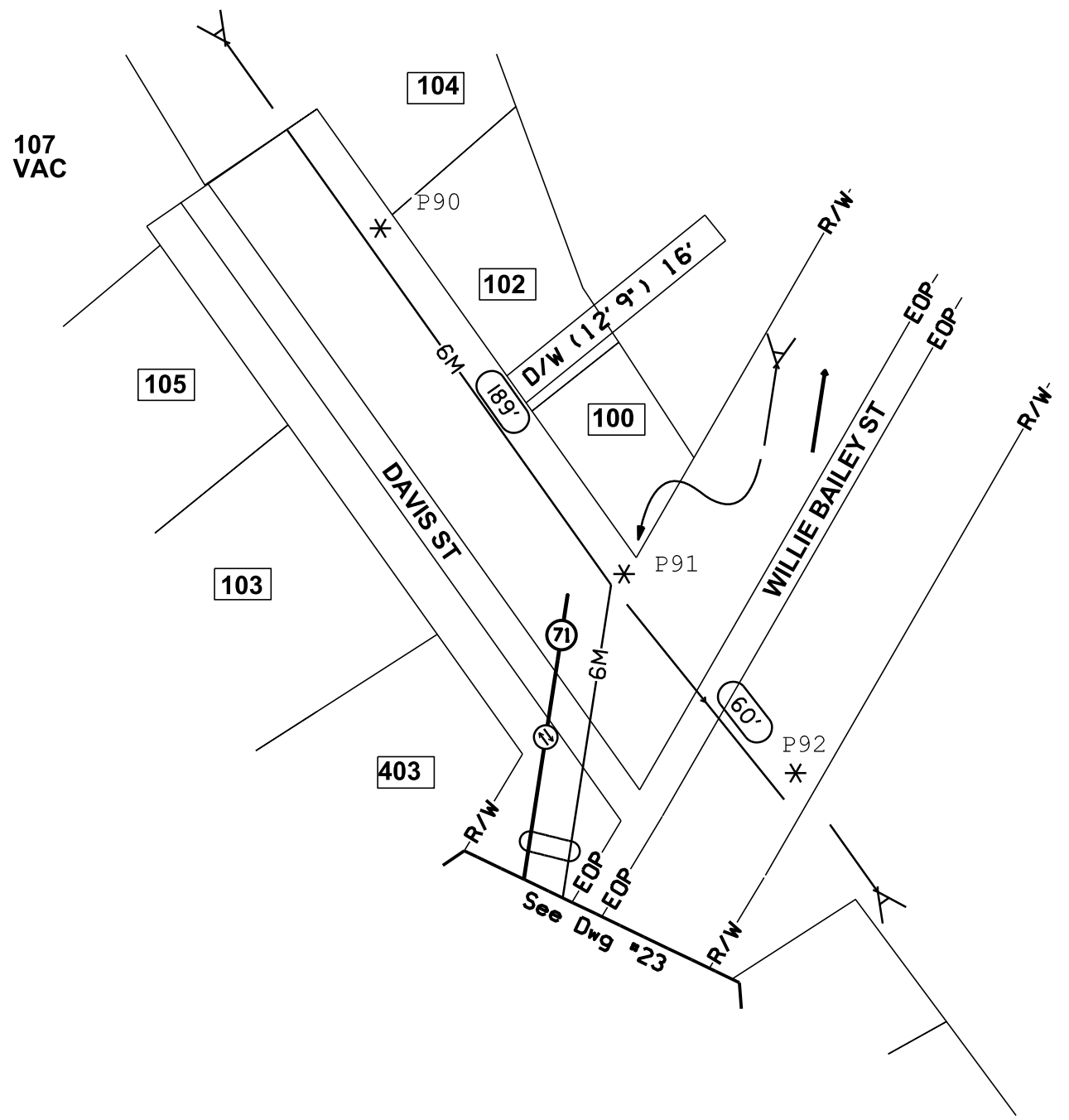
IT IS THE CONTRACTORS RESPONSIBILITY TO CONTACT UTILITY COMPANIES PRIOR TO ANY CONSTRUCTION AS THE LOCATION OF UTILITIES SHOWN ON THIS PLAN ARE APPROXIMATE AND POSSIBLY INCOMPLETE. THEREFORE CERTIFICATION TO THE LOCATION OF ALL UNDERGROUND UTILITIES IS WITHHELD.

**GENERAL NOTE:**  
RIGHT OF WAY MEASUREMENTS  
ARE SHOWN APPROXIMATE AND  
SHOULD BE FIELD VERIFIED  
PRIOR TO CONSTRUCTION

**TRAFFIC CONTROL TO BE HANDLED  
IN ACCORDANCE WITH THE LATEST  
APPROVED EDITION OF MUTCD**

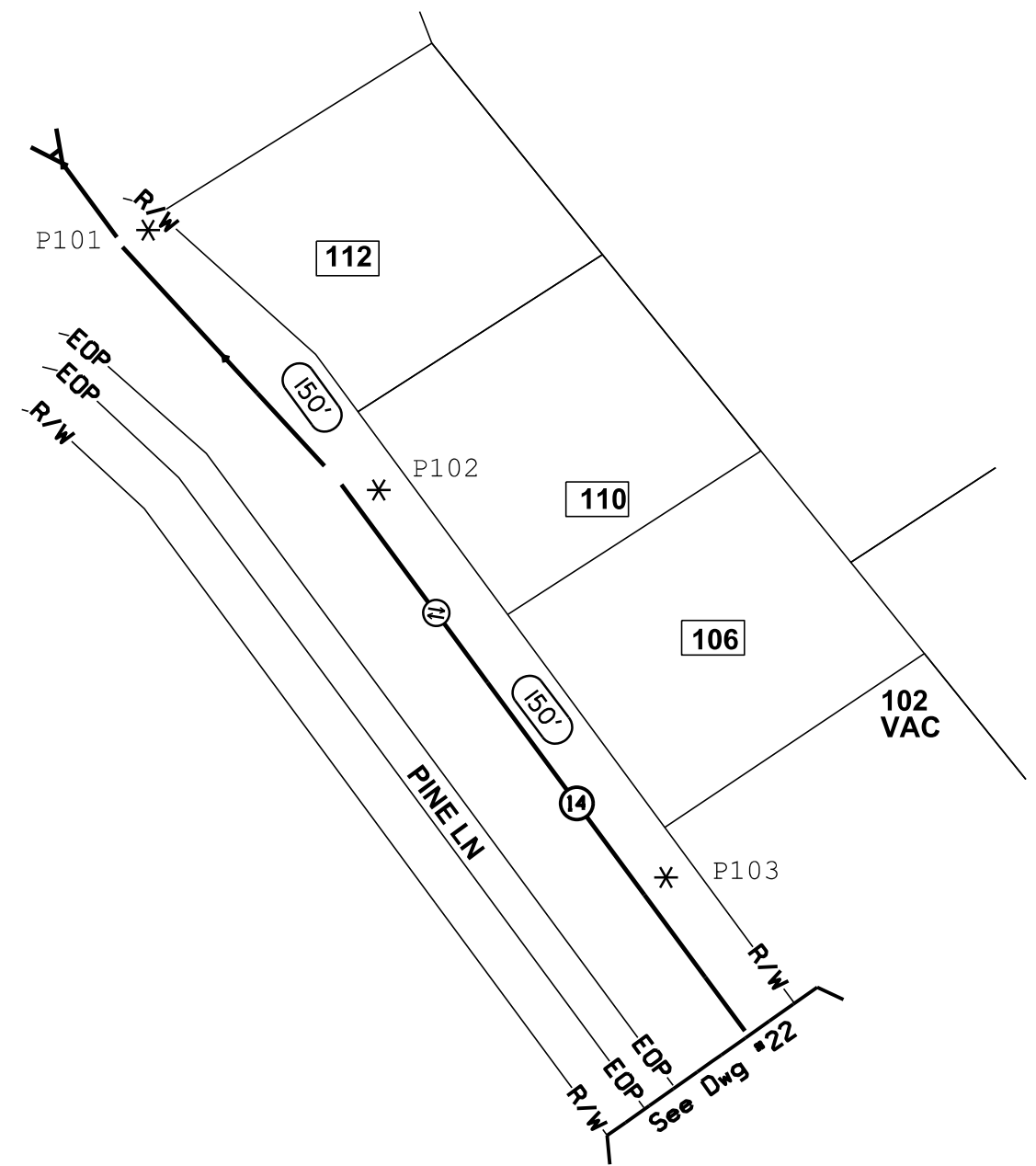
**CAUTION**  
Volts to Ground  
301V-15kV

<b>ATTSE</b>	
PROPOSED TELEPHONE FACILITIES ON RIGHT OF WAY OF WILLIE BAILEY ST	
PUTNAM COUNTY	
Exchange:	706485
Designer:	LIEBERT, MIKE
Phone:	678-276-5660
Authorization:	9RL6I090N
Dwg. <u>23</u> of <u>30</u>	



**CAUTION**  
Volts to Ground  
301V-15kV

<b>ATTSE</b>	
PROPOSED TELEPHONE FACILITIES ON RIGHT OF WAY OF DAVIS ST	
PUTNAM COUNTY	
Exchange:	706485
Designer:	LIEBERT, MIKE
Phone:	678-276-5660
Authorization:	9RL61090N
Dwg. <u>24</u> of <u>30</u>	



**CAUTION**  
Volts to Ground  
301V-15kV

CALL BEFORE YOU DIG

**DIAL 811**

TWO FULL BUS. DAYS BEFORE YOU DIG

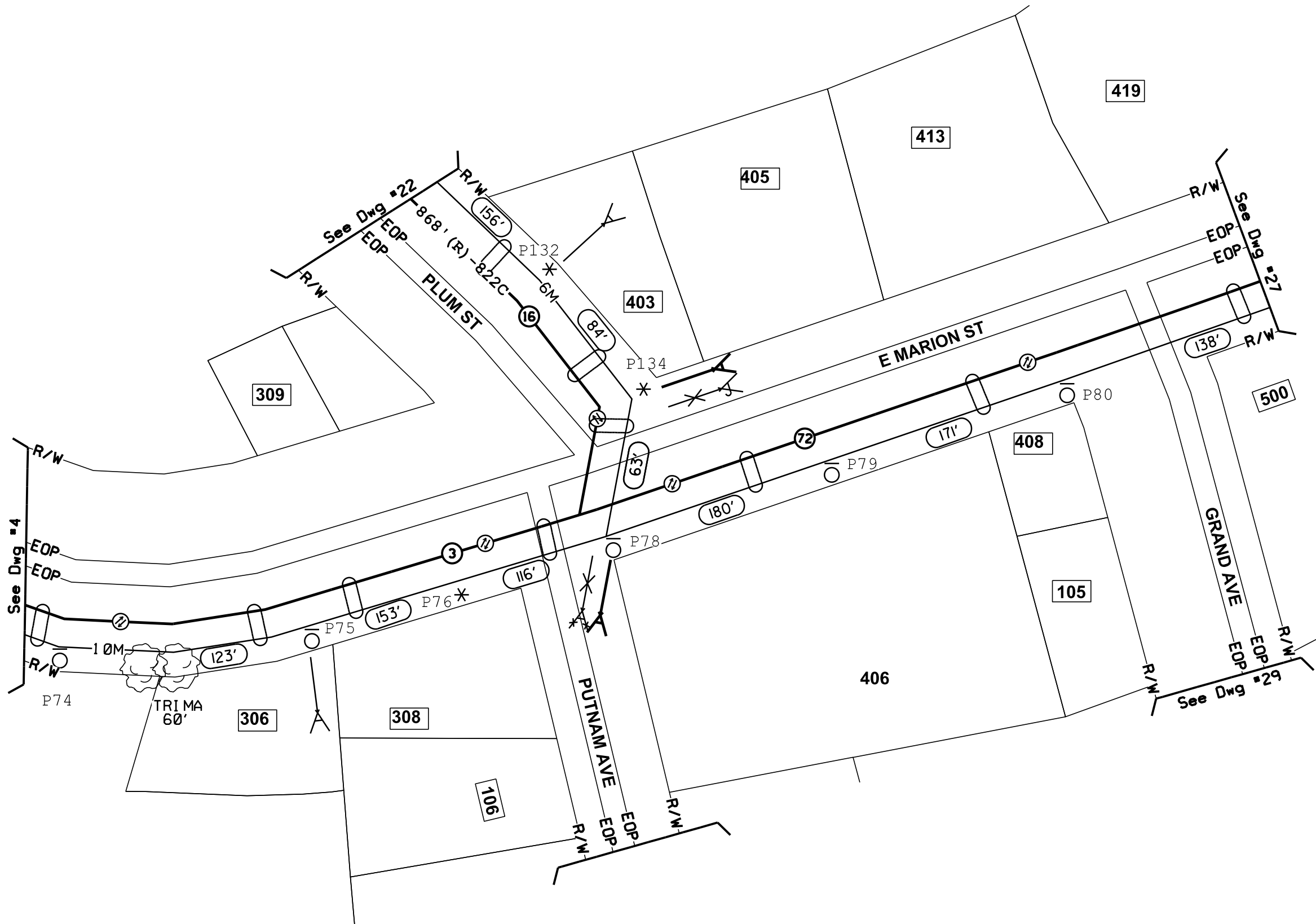
IT IS THE CONTRACTORS RESPONSIBILITY TO CONTACT UTILITY COMPANIES PRIOR TO ANY CONSTRUCTION AS THE LOCATION OF UTILITIES SHOWN ON THIS PLAN ARE APPROXIMATE AND POSSIBLY INCOMPLETE. THEREFORE CERTIFICATION TO THE LOCATION OF ALL UNDERGROUND UTILITIES IS WITHHELD.

GENERAL NOTE:  
RIGHT OF WAY MEASUREMENTS  
ARE SHOWN APPROXIMATE AND  
SHOULD BE FIELD VERIFIED  
PRIOR TO CONSTRUCTION

TRAFFIC CONTROL TO BE HANDLED  
IN ACCORDANCE WITH THE LATEST  
APPROVED EDITION OF MUTCD

<b>ATTSE</b>	
PROPOSED TELEPHONE FACILITIES ON RIGHT OF WAY OF PINE LN	
PUTNAM COUNTY	
Exchange:	706485
Designer:	LIEBERT, MIKE
Phone:	678-276-5660
Authorization:	9RL6I090N
Dwg. <u>25</u> of <u>30</u>	

- ③ PROPOSED AERIAL FIBER CABLE  
FIBER SIZE 144
- ⑩ PROPOSED AERIAL FIBER CABLE  
FIBER SIZE 24
- ⑦② PROPOSED AERIAL FIBER CABLE  
FIBER SIZE 144



**CALL BEFORE YOU DIG**



**DIAL 811**

TWO FULL BUS. DAYS BEFORE YOU DIG

IT IS THE CONTRACTOR'S RESPONSIBILITY TO CONTACT UTILITY COMPANIES PRIOR TO ANY CONSTRUCTION AS THE LOCATION OF UTILITIES SHOWN ON THIS PLAN ARE APPROXIMATE AND POSSIBLY INCOMPLETE. THEREFORE CERTIFICATION TO THE LOCATION OF ALL UNDERGROUND UTILITIES IS WITHHELD.

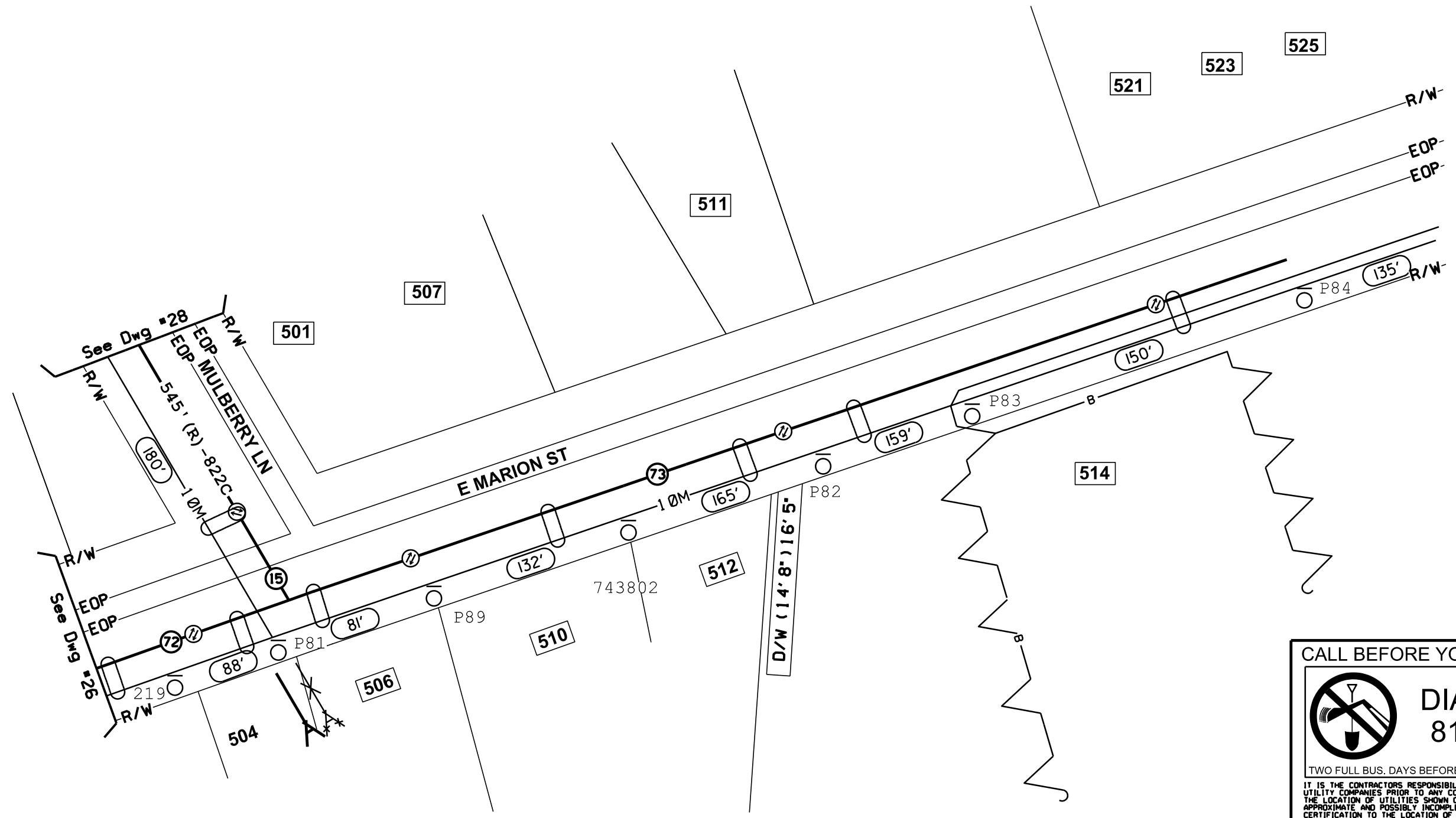
**GENERAL NOTE:**  
RIGHT OF WAY MEASUREMENTS ARE SHOWN APPROXIMATE AND SHOULD BE FIELD VERIFIED PRIOR TO CONSTRUCTION

TRAFFIC CONTROL TO BE HANDLED IN ACCORDANCE WITH THE LATEST APPROVED EDITION OF MUTCD

<b>ATTSE</b>	
PROPOSED TELEPHONE FACILITIES ON RIGHT OF WAY OF E MARION ST	
PUTNAM COUNTY	
Exchange:	706485
Designer:	LIEBERT, MIKE
Phone:	678-276-5660
Authorization:	9RL61090N
Dwg. <u>26</u> of <u>30</u>	

**CAUTION**  
Volts to Ground  
**301V-15kV**

- 15 PROPOSED AERIAL FIBER CABLE  
FIBER SIZE 24
- 72 PROPOSED AERIAL FIBER CABLE  
FIBER SIZE 144
- 73 PROPOSED AERIAL FIBER CABLE  
FIBER SIZE 144



**CAUTION**  
Volts to Ground  
301V-15kV

**CALL BEFORE YOU DIG**



**DIAL 811**

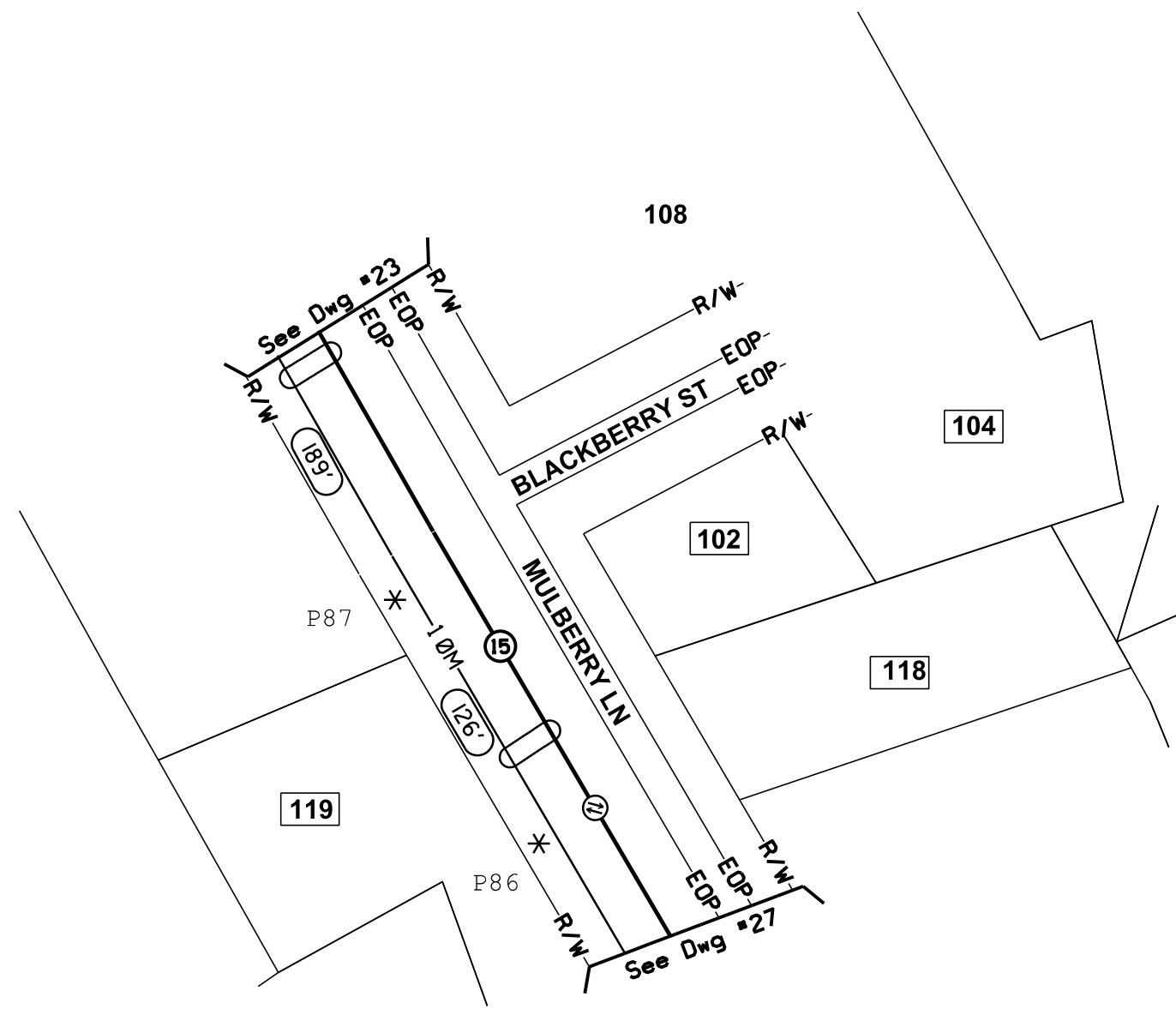
TWO FULL BUS. DAYS BEFORE YOU DIG

IT IS THE CONTRACTOR'S RESPONSIBILITY TO CONTACT UTILITY COMPANIES PRIOR TO ANY CONSTRUCTION AS THE LOCATION OF UTILITIES SHOWN ON THIS PLAN ARE APPROXIMATE AND POSSIBLY INCOMPLETE. THEREFORE CERTIFICATION TO THE LOCATION OF ALL UNDERGROUND UTILITIES IS WITHHELD.

**GENERAL NOTE:**  
RIGHT OF WAY MEASUREMENTS  
ARE SHOWN APPROXIMATE AND  
SHOULD BE FIELD VERIFIED  
PRIOR TO CONSTRUCTION

**TRAFFIC CONTROL TO BE HANDLED  
IN ACCORDANCE WITH THE LATEST  
APPROVED EDITION OF MUTCD**

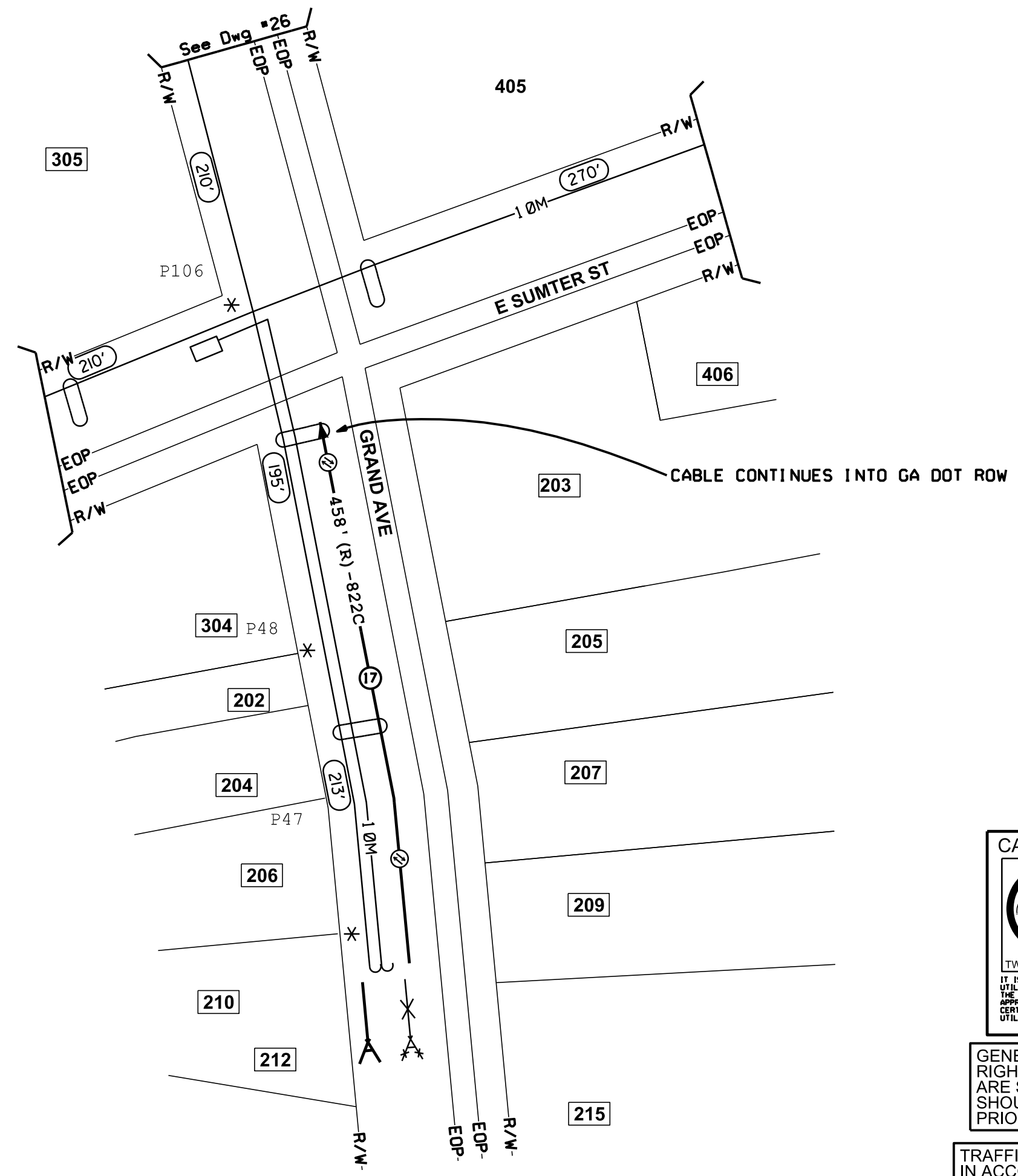
<b>ATTSE</b>	
PROPOSED TELEPHONE FACILITIES ON RIGHT OF WAY OF E MARION ST	
PUTNAM COUNTY	
Exchange:	706485
Designer:	LIEBERT, MIKE
Phone:	678-276-5660
Authorization:	9RL6I090N
Dwg. <u>27</u> of <u>30</u>	



**CAUTION**  
Volts to Ground  
301V-15kV

<b>ATTSE</b>	
PROPOSED TELEPHONE FACILITIES ON RIGHT OF WAY OF MULBERRY LN	
PUTNAM COUNTY	
Exchange:	706485
Designer:	LIEBERT,MIKE
Phone:	678-276-5660
Authorization:	9RL61090N
Dwg. <u>28</u> of <u>30</u>	





**CAUTION**  
Volts to Ground  
301V-15kV

CALL BEFORE YOU DIG

**DIAL 811**

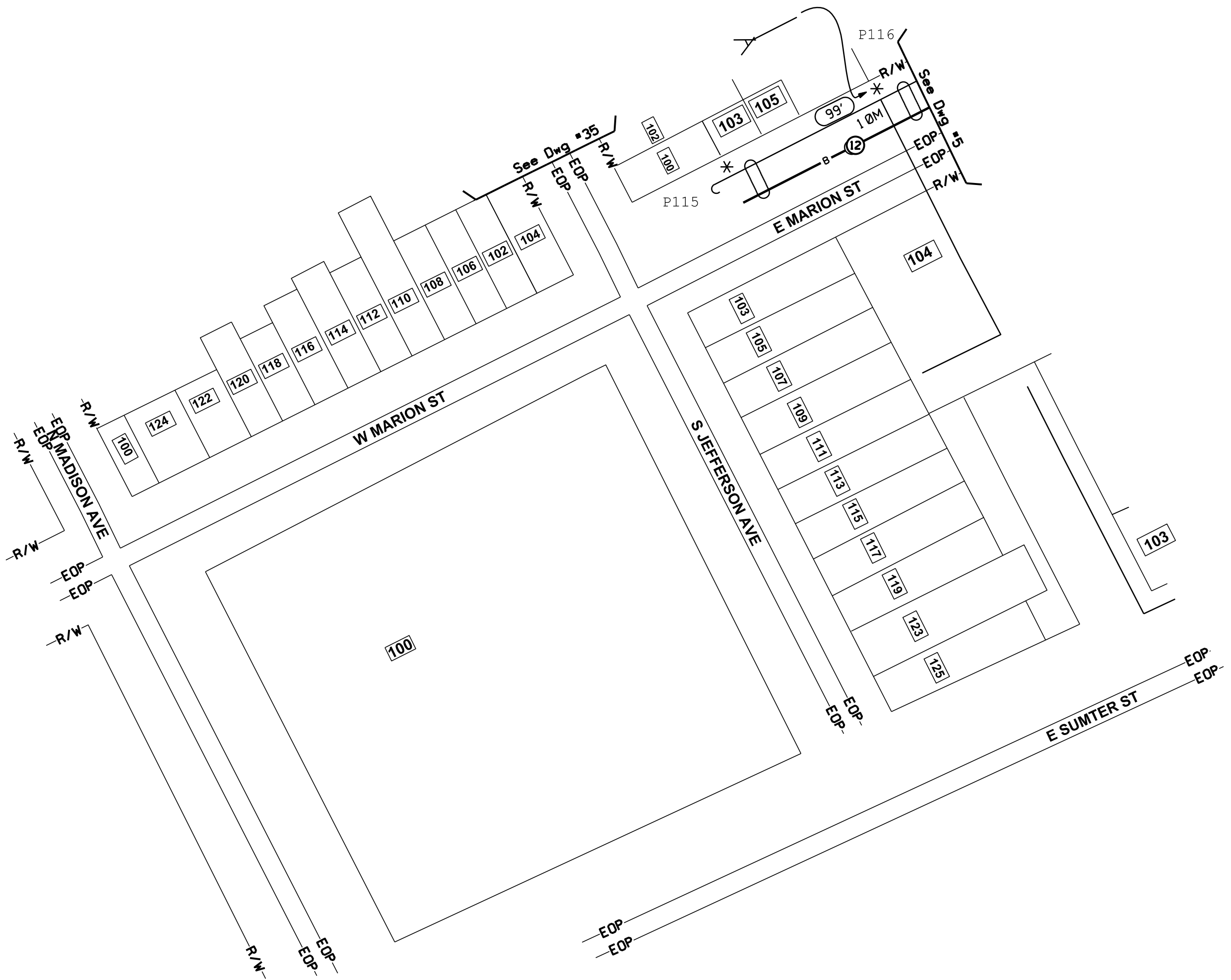
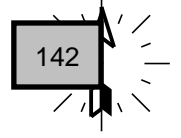
TWO FULL BUS. DAYS BEFORE YOU DIG

IT IS THE CONTRACTORS RESPONSIBILITY TO CONTACT UTILITY COMPANIES PRIOR TO ANY CONSTRUCTION AS THE LOCATION OF UTILITIES SHOWN ON THIS PLAT ARE APPROXIMATE AND POSSIBLY INCOMPLETE. THEREFORE CERTIFICATION TO THE LOCATION OF ALL UNDERGROUND UTILITIES IS WITHHELD.

GENERAL NOTE:  
RIGHT OF WAY MEASUREMENTS  
ARE SHOWN APPROXIMATE AND  
SHOULD BE FIELD VERIFIED  
PRIOR TO CONSTRUCTION

TRAFFIC CONTROL TO BE HANDLED  
IN ACCORDANCE WITH THE LATEST  
APPROVED EDITION OF MUTCD

<b>ATTSE</b>	
PROPOSED TELEPHONE FACILITIES ON RIGHT OF WAY OF GRAND AVE	
PUTNAM COUNTY	
Exchange:	706485
Designer:	LIEBERT, MIKE
Phone:	678-276-5660
Authorization:	9RL61090N
Dwg. <u>29</u> of <u>30</u>	



**CAUTION**  
Volts to Ground  
301V-15kV

<b>ATTSE</b>	
PROPOSED TELEPHONE FACILITIES ON RIGHT OF WAY OF E MARION ST	
PUTNAM COUNTY	
Exchange:	706485
Designer:	LIEBERT, MIKE
Phone:	678-276-5660
Authorization:	9RL61090N
Dwg.	30 of 30



**Russell R. McMurry, P.E., Commissioner**  
One Georgia Center  
600 West Peachtree NW  
Atlanta, GA 30308  
(404) 631-1990 Main Office

143

August 14, 2018

The Honorable Stephen J. Hersey, Chairman  
Putnam County Board of Commissioners  
117 Putnam Drive, Suite A  
Eatonton, GA 31092

In Re: FTA 5311 – FY19 Operating  
Project Number – T006284  
Contract Amount- \$115,000.00

Dear Chairman Hersey:

Enclosed for execution by *Putnam County* is an electronic contract for FY 2019 to assist with the operation of your public transit system under the FTA's 5311 Rural Assistance Program. The project contains 50% federal operating funds in the amount of \$115,000.00 and a local match of 50% in the amount of \$115,000.00.

We have transitioned to an electronic contract execution process. All pages needing signatures have been flagged with the individual's name to sign. However, instructions on how to complete the electronic contract have been attached for your convenience. Please refer to these instructions as needed to complete the electronic process. Please do not hesitate to contact any member of the contracts staff listed below if you have any questions.

After the contract has been fully executed, the Department will issue an electronic notification indicating the contract process has been completed along with a copy of the executed contract. The contract is not valid until your agency receives a written "Notice to Proceed" from GDOT's Intermodal office. *Putnam County must comply with all applicable FTA regulations, policies, procedures and directives, specifically CFR 4220.1F as it relates to third-party contracting and procurement.*

If you have further questions, please do not hesitate to contact Toshiro Butler, Intermodal Contracts Manager, at (404) 631-1245, Tonya Fair, Contracts Specialist, at (404) 347-0536, or your Regional Public Transportation Specialist, Kristy "Mellie" Pettit, at (706) 855-3471.

Sincerely,

A handwritten signature in blue ink, appearing to read 'Nancy C. Cobb', is written over a light blue horizontal line.

Nancy C. Cobb, Interim Transit Program Manager &  
Assistant Division Director

NCC:tkb

Enclosures



## ELECTRONIC CONTRACT PROCESSING INSTRUCTIONS

### Transit Program Subrecipient Contracts – FY2019

#### Step 1

The Department will send via email the electronic contract to [Reviewer #1] for review. Once [Reviewer #1] has reviewed the document, the contract will automatically forward to the Chairperson, Mayor, Executive Director, Sole Commissioner, or City Manager's office for signature & county/city seal. Once the authorized official's signature & seal has been loaded onto the pages, the system will prompt to select **"adopt and sign"** then **"finish"**. The system will automatically send the contract to the designated witness for signature.

#### Step 2

Once the designated witness has signed, the system will then automatically send the contract to the Notary to upload his/her signature and notary seal to complete the agreement. The signature and seal will have to be on a single line. **NOTE: To save the signature and seal, take a white sheet of paper, sign it and affix the seal adjacent to the signature. Scan the signature and seal and save to the desktop or take a picture of the signature and seal using a cell phone camera and send to email to save on desktop. The County/City "Seal" is required on this document.**

**NOTE: PLEASE REMEMBER TO CROP SIGNATURE WITH SEAL**

#### Step 3

Next, the system will give an option to **"upload"** the signature and the county/city "Seal." The signature and county/city seal have to be uploaded together, as one document, and will need to be in a .jpeg or .bmp format. **A .pdf format is not acceptable.** Once the signature and seal have been uploaded successfully, the system will prompt to select **"adopt and sign"** then **"finish."**

To assist you further, there is also an instructional video on how to upload the County/City Seal. Please use this link to view: <http://www.dot.ga.gov/PS/Training/ElectronicSignature>

#### Step 4

Once the signatures and seals have been successfully uploaded, the contract will be electronically returned to GDOT to complete the execution process.

**If there are any questions or if clarification is needed, please call our office BEFORE selecting "Adopt and Sign." There is a "Cancel" button to select that will allow the contract to be saved for later. Selecting "Adopt and Sign" before the signature and seal is attached will cause the contract to be "rejected" and the entire electronic contract signing process will have to be started again from the beginning.**

AGREEMENT  
FOR  
SECTION 5311- TRANSIT OPERATING AND CAPITAL ASSISTANCE  
BETWEEN  
DEPARTMENT OF TRANSPORTATION  
STATE OF GEORGIA  
AND  
PUTNAM COUNTY

PROJECT ID NUMBER: T006284

THIS AGREEMENT made and entered into this \_\_\_\_\_ day of \_\_\_\_\_, \_\_\_\_\_ by and between the DEPARTMENT OF TRANSPORTATION, an agency of the State of Georgia, hereinafter called the "DEPARTMENT", and PUTNAM COUNTY, hereinafter called the "SPONSOR".

WHEREAS, 49 U.S.C. Section 5311, provides for transit operating, planning, and capital assistance for public transportation services to non-urbanized areas; and

WHEREAS, in a letter to the Federal Transit Administration ( "FTA"), and the Federal Highway Administration, ("FHWA"), dated January 24, 1979, the Governor designated the DEPARTMENT as the recipient agency for Section 5311 funding; and

WHEREAS, the SPONSOR has stated that transit financial assistance is needed for transportation services in its non-urbanized area, and it would, therefore, perform certain duties and provide resources in order to receive said Section 5311 Funds of the Federal Transit Act; and

WHEREAS, in reliance on said SPONSOR, the DEPARTMENT has applied to FTA for said Section 5311 funds, and in so doing states that the required duties would be discharged pursuant to a written contract between the parties; and

WHEREAS, under Sections 32-9-1 and 32-9-2 of the Official Code of Georgia Annotated, the DEPARTMENT is authorized to participate in such an undertaking;

NOW THEREFORE, for and in consideration of the mutual promises and covenants made, it is agreed by and between the DEPARTMENT and the SPONSOR that:

ARTICLE I  
SCOPE AND PROCEDURE

Grants made under this agreement are for the purpose of (A) Operating Assistance and/or (B) Capital Projects as specified in the SPONSOR's Section 5311 Application, herein referred to as PROJECT APPLICATION, on file at the DEPARTMENT and incorporated by reference as if fully set out herein.

## A. Operating Assistance

This Agreement covers the obligations of the DEPARTMENT and the SPONSOR in connection with the FTA'S granting Section 5311 funds to the DEPARTMENT for operating assistance for public transportation in the Putnam County area, the terms and conditions of said funding as agreed to in the PROJECT APPLICATION

- a) The SPONSOR agrees to comply with all the terms and conditions required by FTA under the PROJECT APPLICATION.
- b) The SPONSOR shall use the funds provided by the DEPARTMENT to operate a public transportation service in the Putnam County area and the SPONSOR agrees to provide from local funding sources, excluding all available federal funds, funds to pay its local matching share of the cost of operating a public transportation service for the period of this Agreement.
- c) The SPONSOR agrees that it, or any operator of public transportation on its behalf, will not engage in school bus operations, exclusively for the transportation of students or school personnel, in competition with private school bus operators, except as provided under Section 3(g) of the Federal Transit Act, and published in FTA regulations on school bus operations.
- d) The SPONSOR agrees that it, or any operator of public transportation acting on its behalf, will not engage in charter bus operations outside the area within which it provides regularly scheduled public transportation services, except as provided under Section 3(f) of the Federal Transit Act, and published in FTA regulations on charter bus operations.
- e) The SPONSOR and any mass transportation operator under it will conform to the reporting system in FEDERAL ACQUISITION REGULATIONS, SUBPART 31.6.
- f) The SPONSOR will make all purchases of goods and services under this Agreement through FTA's Third-Party Contracting Requirements as set forth in FTA Circular 4220.1F dated March 18, 2013.
- g) The SPONSOR shall prohibit its employees from using their positions for a purpose that is or gives the appearance of being motivated by a desire for private gain, for themselves or others, particularly, those with whom they have family, business, or other ties.
- h) The SPONSOR shall comply with all relevant Federal and State laws and regulations relating to the Section 5311 Program, as well as those regulations and requirements included in the Federal Office of Management and Budget Uniform Grant Guidance, 2 CFR Part 200, and any applicable provisions of the Hatch Act.
- i) The SPONSOR shall keep accurate records in a manner approved by the DEPARTMENT, and shall submit to the DEPARTMENT, upon request, such information as is required in order to assure compliance.

**B. Capital Acquisitions****a) Acquisition of Vehicles and Equipment**

1. Pursuant to the terms of this Agreement, the DEPARTMENT shall acquire through its procurement process for the SPONSOR the following item(s):

*N/A*

2. Upon acquisition of the vehicle listed in paragraph (a) (1) above; the DEPARTMENT shall transfer title ownership in said vehicle to the SPONSOR. The DEPARTMENT shall place a lien and hold physical possession of all vehicle titles.
3. The DEPARTMENT shall participate in the purchase by the SPONSOR of:

*N/A*

Prior to the purchase of any goods, and/or service, the SPONSOR shall obtain prior approval from the DEPARTMENT for the amount and items purchased.

- b) The SPONSOR shall accept and retain ownership in lieu of title to said PROJECT and shall provide from local funding sources excluding all available federal funds, funds to pay its share of the PROJECT cost. The SPONSOR shall show the DEPARTMENT as first lienholder on the Title of Certificate for the duration of the life of any
- c) During the period of contract performance, the SPONSOR shall use the PROJECT rolling stock, support vehicle, goods, and/or service for the provisions of mass transportation service in the SPONSOR area. The mass transportation system under the terms of this Agreement shall be operated by the SPONSOR and shall serve area-wide transportation needs. The SPONSOR shall have full responsibility for the day-to-day management and operation of the system. The SPONSOR agrees to be responsible for all operating costs of the system.
- d) During the period of contract performance, the SPONSOR shall keep accurate records, in a manner approved by the DEPARTMENT, with regard to the use of the PROJECT rolling stock; and shall submit to the DEPARTMENT, upon request, such information as is required in order to assure compliance with this Article; and shall immediately notify the DEPARTMENT in all cases where PROJECT rolling stock is used in a manner or for a purpose other than mass transportation.
- e) During the period of contract performance, the SPONSOR shall maintain the PROJECT rolling stock, support vehicle, and goods at a level of cleanliness, safety and mechanical soundness as determined by the SPONSOR and approved by the DEPARTMENT. The DEPARTMENT and the FTA shall have the right to conduct periodic inspections for the purpose of confirming proper maintenance pursuant to this Article.



- f) The SPONSOR shall maintain, in amount and form approved by the DEPARTMENT, such comprehensive and collision insurance or self-insurance as will be adequate to replace or repair PROJECT equipment throughout the PROJECT equipment's useful life.
- g) During the period of contract performance, the SPONSOR agrees to provide each project vehicle with liability insurance in an amount not less than \$500,000 bodily injury per person, \$700,000 all bodily injuries, and \$50,000 property damage. Upon request, the SPONSOR will provide a Certificate of Insurance with Georgia Department of Transportation (GDOT) name as a Certificate Holder. The SPONSOR shall indemnify and hold harmless the DEPARTMENT from any and all damages, loss or injury, lawsuits, claims, demands or liens resulting from and performance of SPONSOR's employee, subcontractors, or third-party operators. The DEPARTMENT may request additional insurance and/or coverage as may be required.
- h) If at any time during the duration of the PROJECT equipment's useful life, it is determined by the DEPARTMENT that said PROJECT equipment is not being used or maintained in accordance with the terms of this Agreement or the SPONSOR is not keeping records as specified in paragraph (d) of this Article, then the DEPARTMENT, at its discretion, shall require the SPONSOR to either remit ownership of the equipment to the DEPARTMENT or shall remit to the DEPARTMENT ninety percent (90%) of the fair market value, if any, of such property. For the purpose of this Article, the fair market value shall be deemed to be the value of the property as determined by an appraisal, approved by the DEPARTMENT, conducted as soon after such misuse or withdrawal occurs or the actual proceeds from the public sale of such property, whichever is approved by the DEPARTMENT and FTA. The DEPARTMENT reserves the right to transfer ownership of the surrendered PROJECT equipment to another transportation service provider. Upon disposition of said property or properties by transfer, sale, or as otherwise directed by the DEPARTMENT in accordance with the procedures of the DEPARTMENT, the SPONSOR forfeits any invested interest in lieu of the costs of such disposition. Under no circumstances will the property be disposed of without the specific written consent of the DEPARTMENT.
- i) The SPONSOR shall not permit the use of the PROJECT equipment for political purposes.
- j) The SPONSOR shall not alter, modify or remove from the PROJECT equipment any part, component, or accessory without written consent from the DEPARTMENT.

## ARTICLE II

### COVENANT AGAINST CONTINGENT FEES

The SPONSOR shall comply with all relevant Federal, State, and Local laws. The SPONSOR warrants it has not employed or retained any company or person, other than a bona fide employee working solely for the



SPONSOR to solicit or secure this Contract, and it has not paid or agreed to pay any company or person, other than a bona fide employee working solely for the SPONSOR, any fee, commission, percentage, brokerage fee, gifts, or any other consideration, contingent upon or resulting from the award or making of this Contract. For breach or violation of this warranty, the DEPARTMENT shall have the right to annul this Contract without liability or at its discretion to deduct from the Contract price or consideration, or otherwise recover, the full amount of such fee, commission, percentage, brokerage fee, gift or contingent fee.

### ARTICLE III

#### EMPLOYMENT OF DEPARTMENT'S PERSONNEL

The SPONSOR shall not employ any person or persons in the employ of the DEPARTMENT for any work required by the terms of this Contract, without the written permission of the DEPARTMENT except as may otherwise be provided for herein.

### ARTICLE IV

#### CODE OF ETHICS

No member, officer, or employee of the SPONSOR during his tenure or one year thereafter shall have any interest, direct or indirect in this Agreement or the proceeds thereof. The SPONSOR agrees to maintain a written code or standards of conduct that shall govern the actions of its officers, employees, board members, or agents engaged in the award or administration of third party contracts, subagreements, or leases financed with Federal/State assistance.

### ARTICLE V

#### REVIEW OF WORK

##### A. Inspection of Vehicles, Equipment, and Sites of contract performance

Authorized representatives of the DEPARTMENT, the Inspector General of the United States, and the Secretary of Transportation may at all reasonable times inspect all vehicles, equipment, and sites of contract performance purchased by the SPONSOR as part of the PROJECT, all transportation services rendered by the SPONSOR by the use of such vehicles, and all relevant PROJECT data and records.

##### B. Inspection of Books, Records, and Accounts

The SPONSOR agrees to provide sufficient access to FTA and its SPONSORS to inspect and audit records and information related to performance of this contract as reasonably may be required.

The SPONSOR shall maintain all books, documents, papers, accounting records and other evidence pertaining to costs incurred by the SPONSOR in operating the SPONSOR'S Public Transportation Services and acquisition of Capital items and acquisition of Capital items shall *make* such material available at all reasonable times during the period of this Agreement, and for *three* (3) years from the date of the final payment under this Agreement, for the inspection by the DEPARTMENT and FTA, and copies shall *be* furnished if requested.

## ARTICLE VI AUTHORIZATION AND APPROVAL

It is understood and agreed by the parties to this Agreement, the SPONSOR shall satisfy the terms of this Agreement for Operating Assistance commencing upon the beginning of the operating period, and continuing until the end of the operating period as denoted on the **EXHIBIT A- Section 1** Budget. The Capital Improvements and the purchase of improvements provided under the terms of this Agreement shall be completed as defined in the **EXHIBIT A- Section 2 and Section 3** Budget. The work shall be carried on expeditiously and in general accordance with the scope and procedure with recognition that unforeseen events may make necessary some minor variations. It is understood and agreed this Agreement is contingent upon FTA approval of the funding assistance and distribution as described in **EXHIBIT A – Sections 1 - 3** for this project and that any payment to the SPONSOR by the DEPARTMENT will be made subject provisions set forth in ARTICLE VIII.

## ARTICLE VII RESPONSIBILITY FOR CLAIMS AND LIABILITY

To the extent provided by law, the SPONSOR and its sub-recipients shall be responsible for any and all damages to property or persons and shall save harmless the DEPARTMENT, its officers, agents, and employees, from all suits, claims, actions, or damages of any nature whatsoever resulting from the negligence of the SPONSOR and its sub-recipients in the performance of work under this Agreement. Further, the SPONSOR and its sub-recipient agrees to hold harmless the DEPARTMENT from suits, claims, actions, or damages of any nature whatsoever by any person, firm, corporation, or governmental body resulting from any defective equipment or material purchased by the SPONSOR and its sub-recipients under this Agreement or from the installation and operation thereof or from operation of equipment and materials already owned by the SPONSOR and its sub-recipients.

ARTICLE VIII  
COMPENSATION

A. Operating Assistance

- (1) It is understood and agreed that the total estimated eligible net Operating Assistance is the difference between eligible operating expenses and eligible revenues, as defined in FTA Circular 9040.1G for the provision of operating assistance by the DEPARTMENT as shown, if any, in EXHIBIT A – Section 1, as attached hereto and made a part of this Agreement as if fully set out herein, is TWO HUNDRED THIRTY THOUSAND and 00/100 Dollars (\$230,000.00). For the purposes of the DEPARTMENT'S participation in the costs by the SPONSOR, it is agreed that the DEPARTMENT'S maximum obligation for the SPONSOR'S operating assistance program shall be ONE HUNDRED FIFTEEN THOUSAND and 00/100 Dollars (\$115,000.00), which includes the administrative and operating costs, as established in EXHIBIT A – Section 1.
- (2) If the total estimated eligible net project cost of the SPONSOR'S public transportation service for the operating period beginning July 1, 2018 and ending June 30, 2019, as reflected in the final audit, is less than TWO HUNDRED THIRTY THOUSAND and 00/100 Dollars (\$230,000.00), then the DEPARTMENT shall be required to pay only fifty percent (50%) of the total incurred direct administrative and operating costs.
- (3) It is further understood and agreed that any line item budget estimate shown in PROJECT APPLICATION may be increased or decreased without the execution of a Supplemental Agreement, provided that the DEPARTMENT'S total maximum obligation under this agreement is not changed, if said change is requested in writing by the SPONSOR and approved in writing by the DEPARTMENT.

B. Capital Acquisitions

- (1) It is understood and agreed that the total estimated eligible net Capital project cost ZERO and 00/100 Dollars (\$0.00), as shown, if any, in EXHIBIT A – Section 2 and EXHIBIT A - Section 3, Budget, which is attached and incorporated as if fully set out herein. It is further understood the SPONSOR's local share of the project is, ZERO and 00/100 Dollars (\$0.00). The DEPARTMENT'S participation in the acquisition cost of said improvements shall be ZERO and 00/100 Dollars (\$0.00), which includes the funding provided by FTA which is eighty percent (80%) of the total estimated cost of the PROJECT and funding provided directly by the DEPARTMENT, which is ten percent (10%).

The DEPARTMENT shall be responsible for the purchase of or participate in the purchase of said improvements.

(1) The period of performance for eligible capital projects (VEHICLES ONLY) will begin **July 1, 2018 and end December 31, 2019**. The period of performance for eligible capital projects

SMALL CAPITAL ONLY) will begin **July 1, 2018 and end June 30, 2019**.

(2) It is further agreed that the DEPARTMENT'S obligation for the purchase of the aforementioned improvement shall not exceed the sum of ZERO and 00/100 Dollars (\$0.00). However, if the sum total of the actual cost in acquiring the improvements shall be less than ZERO and 00/100 Dollars (\$0.00), the DEPARTMENT shall be obligated to pay ninety percent (90%) of the actual cost.

#### B. Departmental Obligations

The DEPARTMENT'S maximum obligation, \$115,000.00, as set forth above is funded by the FTA. No entity of the State of Georgia other than the DEPARTMENT has any obligations to the SPONSOR related to this project. This agreement does not obligate the DEPARTMENT to make any payment to the SPONSOR from any funds other than those made available to the DEPARTMENT from the FTA. The obligation of the DEPARTMENT to pay or reimburse the SPONSOR is expressly limited to the amount of funds remitted to the DEPARTMENT by the FTA. Payments of invoices will be contingent upon the receipt of funds from the FTA, and therefore the DEPARTMENT does not make any commitment to the SPONSOR as to the timing of when payment to the SPONSOR will be made. In the event the funds made available to the DEPARTMENT by the FTA are insufficient for the project, the DEPARTMENT's payment obligations shall not exceed the availability of such FTA funds, and the DEPARTMENT shall have the right at its sole discretion to terminate this agreement immediately upon notice to the SPONSOR without further obligation of the DEPARTMENT.

### ARTICLE IX SUBSTANTIAL CHANGES

If, prior to the satisfactory completion of the PROJECT under this Agreement, the DEPARTMENT materially alters the scope, character, complexity or duration of the PROJECT from those required under the Agreement,

a Supplemental Agreement may be executed between the parties. Minor changes in the work which do not involve increased compensation, extensions of time or changes in the goals and objectives of the work may be made by written notification of such change by either the DEPARTMENT or the SPONSOR with written approval by the other party.

## ARTICLE X PAYMENTS

### A. PARTIAL PAYMENT

The SPONSOR shall submit to the DEPARTMENT monthly invoices of the Operating and Capital costs applicable to this agreement incurred during the period of this Agreement and submit to the DEPARTMENT itemized vouchers stating, in reasonable detail, the actual expenses incurred by the SPONSOR on the PROJECT for the voucher period as well as a specific designation and certification of receipt of the item or items purchased as listed in ARTICLE I. Upon the basis of its review and approval of such vouchers, the DEPARTMENT will, at the request of the SPONSOR, make payment to the SPONSOR pursuant to this ARTICLE as the PROJECT progresses but not more than once a month. Payments will be made by the DEPARTMENT for expenses incurred by the SPONSOR, less any previous partial payments, for any item and for each item specified in the voucher and which is specifically set for in ARTICLE I. It is agreed that under no circumstances will the DEPARTMENT be responsible or obligated to pay to the SPONSOR more than the amounts specified in Article VIII, Compensation, covered under this Agreement.

The SPONSOR further expressly agrees that the DEPARTMENT may set-off against the partial payment provided hereunder, an amount equal to that amount which has been identified by either state or federal audit as an unallowable expenditure in any contract between the SPONSOR and the DEPARTMENT on which payments have been made, subject to final audit.

### B. FINAL PAYMENT AND PROJECT CLOSEOUT

If a final monthly invoice is not received by the DEPARTMENT within ninety (90) days after the contract expiration date, the DEPARTMENT may at its discretion consider the last invoice submitted by the SPONSOR as the final invoice and may proceed with final close out proceedings. In completing the final close out, the DEPARTMENT may set-off against any remaining balance in any contract between the DEPARTMENT and SPONSOR an amount equal to the unallowable expenditure as provided for herein, under Partial Payment. If any costs covered under the terms of this

Agreement are disallowed by either the DEPARTMENT or FTA, the SPONSOR, and not the DEPARTMENT or FTA shall be responsible for such disallowed costs. Upon approval of the final invoice by the DEPARTMENT, the DEPARTMENT will pay any remaining balance of compensation it owes the SPONSOR, not to exceed the DEPARTMENT'S maximum obligation set out in Article VII. The SPONSOR agrees that the acceptance of this final payment shall be in full settlement of all terms stated under this Agreement and shall release the DEPARTMENT from any and all other claims of whatever nature whether known or unknown, for and on account of said Agreement.

IT IS FURTHER AGREED that the SPONSOR shall submit to the DEPARTMENT, if applicable, an audited financial invoice reflecting all eligible costs incurred for the SPONSOR'S public transportation services. The audit shall be performed by an independent auditor or audit firm and shall conform to the Federal Office of Management and Budget Uniform Grant Guidance, 2 CFR Part 200. The DEPARTMENT, at its discretion, may accept the independent audit or conduct its own audit.

#### C. APPROVAL OF SUBCONTRACTS

The DEPARTMENT reserves the right to review all subcontracts prepared in connection with the Agreement, and the SPONSOR agrees that it shall submit to the DEPARTMENT prepared estimates for the DEPARTMENT'S review and written concurrence in advance of their execution. All Contracts shall provide that subcontracts exceeding \$10,000.00 in cost shall contain all the required provisions of the prime Contract.

#### D. PROMPT PAYMENT OF SUBCONTRACTORS/DBEs

The SPONSOR agrees to pay each subcontractor or DBE Subcontractor (and extends to any second-tier contract) under this FTA Funded Agreement for satisfactory performance of its subcontract no later than thirty (30) days from receipt of each payment the SPONSOR receives from the DEPARTMENT'S FTA funded transit program ("GDOT TRANSIT PROGRAM"). Any disputes that arise regarding payment to any subcontractor after the satisfactory completion of work may be brought to the attention of the GDOT TRANSIT PROGRAM, who will make a determination whether there was good cause. Any delay of payment from the above-referenced time frame may occur only for good cause following written approval from the GDOT TRANSIT PROGRAM. This clause applies to

both DBE and non-DBE subcontractors. Failure by the SPONSOR to carry out the requirements prompt payment without just cause, is a material breach of this Agreement with the Georgia Department of Transportation and may result in the GDOT TRANSIT PROGRAM withholding payment from the SPONSOR until all delinquent payments have been made (no interest will be paid for the period that payment was withheld, when applicable), termination of this Agreement, or other such remedy as the GDOT TRANSIT PROGRAM deems appropriate. Additionally, the SPONSOR is discouraged from withholding retainage from subcontractors, but if done, any retainage payments should be made within 30 days of satisfactory completion.

## ARTICLE XI SUBCONTRACTING AND ASSIGNMENT

### A. SUBCONTRACTING OF SERVICE

The SPONSOR agrees it will not engage, sub-contract or otherwise pass through funding authorized by this Agreement to any operator of public transportation services without the specific written consent of the DEPARTMENT. Such Agreement shall be a written Contract between the SPONSOR and the operator and be approved as to form and content by the DEPARTMENT.

### B. ASSIGNMENT AND NO FEDERAL GOVERNMENT OBLIGATIONS TO THIRD PARTY AGREEMENTS

Unless otherwise authorized in writing by the DEPARTMENT, the SPONSOR shall not assign any portion of the work to be performed under this Agreement, or execute any Contract, amendment or change order thereto, or obligate itself in any manner with any third party with respect to its rights and responsibilities under this Agreement without the prior written concurrence of the DEPARTMENT. The Federal Government is not a party to this Contract and shall not be subject to any obligations or liabilities to the Recipient, SPONSOR or any other party (whether or not a party to that contract) pertaining to any matter resulting from the underlying Contract.

## ARTICLE XII CONTRACT DISPUTES

This Agreement shall be deemed to have been executed in Fulton County, Georgia, and all questions of interpretation and construction shall be governed by the Laws of the State of Georgia. The DEPARTMENT reserves the right to terminate the Contract at any time for just cause upon thirty (30) days written notice to



the SPONSOR notwithstanding any just claims by the SPONSOR for payment of services rendered prior to the date of termination. 156

### ARTICLE XIII

#### TERMINATION FOR CAUSE AND FOR CONVENIENCE

The Department reserves the right to terminate this Agreement at any time upon thirty (30) days written notice to the SPONSOR notwithstanding any just claims by the SPONSOR. The Termination for cause and convenience shall extend to all third party contractors and their contracts at every tier and subrecipients and their subcontracts at every tier.

### ARTICLE XIV

#### COMPLIANCE WITH APPLICABLE STATE LAWS

- A. The undersigned certify that the provisions of Sections 45-10-20 through 45-10-28 of the Official Code of Georgia Annotated, relating to Conflict of Interest, have been complied with in full.
- B. IT IS FURTHER AGREED that the SPONSOR shall comply and shall require its subcontractors and third-party operators to comply with requirements in GEORGIA DEPARTMENT OF TRANSPORTATION, EXHIBIT B, CERTIFICATION OF SPONSOR, COMPLIANCE WITH STATE AUDIT REQUIREMENT, attached hereto and made a part of this Agreement as if fully set out herein.
- C. IT IS FURTHER CERTIFIED that the provisions of Section 50-24-1 through 50-24-6 of the Official Code of Georgia Annotated, relating to the "DRUG-FREE WORKPLACE Act" have been complied with in full, as stated in EXHIBIT C of this Agreement.
- D. IT IS FURTHER agreed that the SPONSOR shall comply with and require its consultants to comply with the requirements in GEORGIA DEPARTMENT OF TRANSPORTATION, EXHIBIT D, GEORGIA SECURITY AND IMMIGRATION COMPLIANCE ACT AFFIDAVIT.
- E. IT IS FURTHER AGREED that the SPONSOR shall comply and require its subcontractors to comply with the "SPECIAL PROVISION," requirements in accordance with Executive Order No. 13153, Federal Leadership on Reducing Text Messaging while Driving October 1, 2009, U.S.C.A. 402 note, <http://www.gpo.gov/fdsys/pkg/FR-2009-10-06/html/E9-24203.htm> and [DOT Order 3902.10 Text Messaging December 30, 2009](http://www.dot.gov/sites/dot.dev/files/doc/FAPL_2010-01.pdf) located at [http://www.dot.gov/sites/dot.dev/files/doc/FAPL\\_2010-01.pdf](http://www.dot.gov/sites/dot.dev/files/doc/FAPL_2010-01.pdf) incorporated by reference and made a part of this Agreement as if fully set out herein.



- F. The SPONSOR shall comply with the provisions of Section 16-10-6 of the Official Code of Georgia Annotated relating to elected officers of a political subdivision who sell any personal property to political subdivisions of there are officers.
- G. Pursuant to O.C.G.A. Sec. 50-5-85, SPONSOR hereby certifies that it is not currently engaged in, and agrees that for the duration of this contract, it will not engage in a boycott of Israel.

## ARTICLE XV

### COMPLIANCE WITH APPLICABLE FEDERAL TRANSIT ADMINISTRATION CLAUSES

- A. The SPONSOR acknowledges that the provisions of the Program Fraud Civil Remedies Act of 1986, as amended, 31 U.S.C. § 3801 et seq. and U.S. DOT regulations, "Program Fraud Civil Remedies," 49 C.F.R. part 31, apply to its actions pertaining to this Project.
- B. SPONSOR shall comply with all applicable FTA regulations, policies, procedures and directives, including without limitation those listed directly or by reference in the Master Agreement between the purchaser and FTA, as they may be amended or promulgated from time to time during the term of the contract. SPONSOR's failure to comply shall constitute a material breach of the contract.
- C. Civil Rights Requirements
- a) Nondiscrimination - In accordance with Title VI of the Civil Rights Act, as amended, 42 USC 2000d, Sec. 303 of the Age Discrimination Act (1975), as amended, 42 USC 6102, Sec. 202 of the Americans with Disabilities Act (1990), 42 USC 12132, and 49 USC 5332, contractor shall not discriminate against any employee or applicant for employment because of race, color, creed, national origin, sex, age or disability. SPONSOR shall also comply with applicable Federal implementing regulations and other requirements FTA may issue.
  - b) Equal Employment Opportunity - The following equal employment opportunity requirements apply to the underlying contract:
    - c) Race, Color, Creed, National Origin, Sex - In accordance with Title VII of the Civil Rights Act, as amended, 42 USC 2000e, and 49 USC 5332, SPONSOR shall comply with all applicable equal employment opportunity requirements of USDOL, "Office of Federal Contract Compliance Programs, Equal Employment Opportunity, USDOL," 41 CFR 60 et seq., (implementing Executive Order No. 11246, "Equal Employment Opportunity," as amended by Executive Order No. 11375, "Amending Executive Order 11246 Relating to Equal Employment Opportunity," 42 USC 2000e), and any applicable Federal statutes, executive orders, regulations, and policies that may in the future affect construction activities undertaken in the course of the project. SPONSOR shall take

affirmative action to ensure that applicants are employed, and that employees are treated during employment, without regard to their race, color, creed, national origin, sex or age. Such action shall include, but not be limited to, the following: employment, upgrading, demotion or transfer, recruitment or recruitment advertising, layoff or termination; rates of pay or other forms of compensation; and selection for training, including apprenticeship. In addition, SPONSOR shall comply with any implementing requirements FTA may issue.

- d) Age - In accordance with Sec. 4 of the Age Discrimination in Employment Act (1967), as amended, 29 USC 623 and 49 USC 5332, SPONSOR shall refrain from discrimination against present and prospective employees for reason of age. SPONSOR shall also comply with any implementing requirements FTA may issue.
- e) Disabilities - In accordance with Sec. 102 of the Americans with Disabilities Act (ADA), as amended, 42 USC 12112, SPONSOR shall comply with the requirements of US Equal Employment Opportunity Commission (EEOC), Regulations to Implement Equal Employment Provisions of the Americans with Disabilities Act, 29 CFR 1630, pertaining to employment of persons with disabilities. SPONSOR shall also comply with any implementing requirements FTA may issue. SPONSOR shall include these requirements in each subcontract financed in whole or in part with FTA assistance, modified only if necessary to identify the affected parties.

- D. The preceding provisions include, in part, certain Standard Terms & Conditions required by USDOT, whether or not expressly stated in the preceding contract provisions. All USDOT-required contractual provisions, as stated in FTA Circular 4220.1F, are hereby incorporated by reference. Anything to the contrary herein notwithstanding, all FTA mandated terms shall be deemed to control in the event of a conflict with other provisions contained in this Agreement. The contractor shall not perform any act, fail to perform any act, or refuse to comply with any request that would cause the recipient to be in violation of FTA terms and conditions.
- E. The SPONSOR agrees to comply with mandatory standards and policies relating to energy efficiency, which are contained in the state energy conservation plan issued in compliance with the Energy Policy and Conservation Act.
- F. The SPONSOR shall comply and require its consultants or third-party operator to comply with the requirements of 49 U.S.C. Section 5333(b), Labor Standards as more specifically referenced in U.S. Department of Labor correspondence dated August 2, 2010, incorporated by reference as if fully set out herein.

- G. It will comply with the inspection and other requirements of the Clean Air Act, as amended, (42 U.S.C. §§ 7401 – 7671q); and the Federal Water Pollution Control Act as amended, (33 U.S.C. §§ 1251-1387).
- H. For all contracts that involve the employment of mechanics or laborers, the SPONSOR shall comply with the Prevailing Wage Requirements, Anti-Kickback” Prohibitions, and Contract Work Hours and Safety Standards Act (40 U.S.C. §§ 37013708), as supplemented by the DOL regulations at 29 C.F.R. part 5.
- I. The SPONSOR agrees to comply with 49 U.S.C. 5323(d), 5323(r), and 49 C.F.R. part 604, which provides that recipients and subrecipients of FTA assistance are prohibited from providing charter service using federally funded equipment or facilities.
- J. According to 49 CFR Part 605, a SPONSOR is prohibited from providing school bus service in competition with private school bus operators unless the service qualifies and is approved by the Federal Transit Administration (FTA) Administrator under an allowable exemption.
- K. The SPONSOR, subrecipient or subcontractor shall not discriminate on the basis of race, color, national origin, or sex in the performance of this contract. The SPONSOR shall carry out applicable requirements of 49 C.F.R. part 26 in the award and administration of DOT-assisted contracts. Failure by the SPONSOR to carry out these requirements is a material breach of this contract, which may result in the termination of this contract or such other remedy as the recipient deems appropriate, which may include, but is not limited to:
- (1) Withholding monthly progress payments;
  - (2) Assessing sanctions;
  - (3) Liquidated damages; and/or
  - (4) Disqualifying the SPONSOR from future bidding as non-responsible. 49 C.F.R. § 26.13(b).
- L. SPONSOR shall comply with 49 USC 5301(d), stating Federal policy that the elderly and persons with disabilities have the same rights as other persons to use mass transportation services and facilities and that special efforts shall be made in planning and designing those services and facilities to implement that policy. SPONSOR shall also comply with all applicable requirements of Sec. 504 of the Rehabilitation Act (1973), as amended, 29 USC 794, which prohibits discrimination on the basis of handicaps, and the Americans with Disabilities Act of 1990 (ADA), as amended, 42 USC 12101 et seq., which requires that accessible facilities and services be made available to persons with disabilities, including any subsequent amendments thereto.
- M. The SPONSOR agrees to comply with the following Federal substance abuse regulations: (a) Drug-Free Workplace. U.S. DOT regulations, "Drug-Free Workplace Requirements (Grants), " 49 C.F.R. Part 32, that implements the Drug-Free Workplace Act of 1988, 41 U.S.C. §§ 701 et seq. b. Alcohol Misuse and Prohibited Drug Use. FTA Regulations, "Prevention of Alcohol Misuse and

Prohibited Drug Use in Transit Operations," 49 CFR Part 655, to the extent applicable. (b) Participant 160  
Agency's drug and alcohol program established in compliance with 49 CFR 653 and 654.

The covenants herein contained shall except as otherwise provided accrue to the benefit of and be binding upon the successors and assigns of the parties hereto.

[REMAINDER OF PAGE INTENTIONALLY LEFT BLANK]

In Process

IN WITNESS WHEREOF, said parties have hereunto set their hands and affixed their seals the day and year above first written.

DEPARTMENT OF TRANSPORTATION BY:

PUTNAM COUNTY:

\_\_\_\_\_  
Commissioner (SEAL)

BY: \_\_\_\_\_ (SEAL)

Title: chairman

ATTEST:

In Process

\_\_\_\_\_  
Treasurer

IN THE PRESENCE OF:

\_\_\_\_\_  
Witness

FEDERAL EMPLOYER  
IDENTIFICATION NUMBER:

\_\_\_\_\_

EXHIBIT A  
PROJECT SUMMARY

PUTNAM COUNTY  
Project ID Number - T006284

FY19 FTA 5311 Rural Transit Operating Assistance  
Period of Eligible Expenses - July 1, 2018 - June 30, 2019

SECTION 1							
Item	Description	SCOPE/SUFFIX	FTA ALI CODE	Total Cost	Federal Share (50%)	State Share (0%)	Local Share (50%)
1	Rural Transit Admin & Operating Cost	300-A1	30.09.01	\$230,000.00	\$115,000.00		\$115,000.00
<b>Total Admin &amp; Operating Cost</b>				<b>\$230,000.00</b>	<b>\$115,000.00</b>		<b>\$115,000.00</b>

Funding Distribution		Fund Sources	
Federal (50%)	\$115,000.00	218NA	
State (0%)			
Local (50%)	\$115,000.00	49001	
<b>Total Estimated Operating Cost</b>	<b>\$230,000.00</b>		

FTA FAIN Number:	GA-2018-014-00
FTA Project:	GA-2018-014-01-00
FTA PO:	GA-18-X035
Federal Award Date:	6/27/2018

FY19 FTA 5311 Rural Transit Capital Vehicles Purchases ONLY  
Period of Eligible Expenses - July 1, 2018 - December 31, 2019

SECTION 2									
Item	Description	SCOPE/SUFFIX	FTA Activity Line Item Code	Qty	Unit Cost	Total Cost	Federal Share (80%)	State Share (10%)	Local Share (10%)
1	N/A	N/A	N/A	0		\$0.00	\$0.00	\$0.00	\$0.00
2	N/A	N/A	N/A	0		\$0.00	\$0.00	\$0.00	\$0.00
<b>Total Capital Cost</b>						<b>\$0.00</b>	<b>\$0.00</b>	<b>\$0.00</b>	<b>\$0.00</b>

Funding Distribution:		Fund Sources	
Federal (80%)	\$0.00	N/A	
State (10%)	\$0.00	N/A	
Local (10%) Deposited at GDOT	\$0.00	N/A	
<b>Total Project Cost</b>	<b>\$0.00</b>		

FTA FAIN Number:	N/A
FTA Project:	N/A
FTA PO:	N/A
Federal Award Date:	N/A

FY19 FTA 5311 Rural Transit Capital Purchases Other Than Vehicles  
Period of Eligible Expenses - July 1, 2018 - June 30, 2019

SECTION 3									
Item	Description	SCOPE/SUFFIX	FTA ALI CODE	Qty	Unit Cost	Total Cost	Federal Share (80%)	State Share (10%)	Local Share (10%)
1	N/A	N/A	N/A	0	\$0.00	\$0.00	\$0.00	\$0.00	\$0.00
2	N/A	N/A	N/A	0	\$0.00	\$0.00	\$0.00	\$0.00	\$0.00
<b>Total Other Capital</b>						<b>\$0.00</b>	<b>\$0.00</b>	<b>\$0.00</b>	<b>\$0.00</b>

Funding Distribution		Fund Sources	
Federal (80%)	\$0.00	N/A	
State (10%)	\$0.00	N/A	
Local (10%)	\$0.00	N/A	
<b>Total Project Cost</b>	<b>\$0.00</b>		

FTA FAIN Number:	N/A
FTA Project:	N/A
FTA PO:	N/A
Federal Award Date:	N/A

Project Summary PI# T006284	Amount
Total Federal Cost - Operating, Capital Rolling Stock, & Other Capital	\$115,000.00
Total State Cost - Capital Rolling Stock & Other Capital	\$0.00
Total Local Cost - Operating	\$115,000.00
Total Local Cost - Capital Rolling Stock & Other Capital	\$0.00
<b>Total Project Cost</b>	<b>\$230,000.00</b>

CFDA:	20.509
DUNS#	010112084

**EXHIBIT B**

**CERTIFICATION OF SPONSOR COMPLIANCE WITH STATE AUDIT REQUIREMENT**

I hereby certify that I am a principal and duly authorized representative of \_\_\_\_\_ whose address is \_\_\_\_\_,

and it is also certified that:

The provisions of Section 36-81-7 of the Official Code of Georgia Annotated, relating to the "Requirement of Audits" shall be complied with throughout the contract period in full such that:

- (a) Each unit of local government having a population in excess of 1,500 persons or expenditures of \$175,000.00 or more shall provide for and cause to be made an annual audit of the financial affairs and transactions of all funds and activities of the local government for each fiscal year of the local government.
- (b) The governing authority of each local unit of government not included above shall provide for and cause to be made the audit required not less often than once every two fiscal years.
- (c) The governing authority of each local unit of government having expenditures of less than \$175,000.00 in that government's most recently ended fiscal year may elect to provide for and cause to be made, in lieu of the biennial audit, an annual report of agreed upon procedures for that fiscal year.
- (d) A copy of the report and any comments made by the state auditor shall be maintained as a public record for public inspection during the regular working hours at the principal office of the local government. Those units of local government not having a principal office shall provide a notification to the public as to the location of and times during which the public may inspect the report.
- (e) The audits of each local government shall be conducted in accordance with the generally accepted government auditing standards.

\_\_\_\_\_  
Date

\_\_\_\_\_  
Signature

**EXHIBIT C**

**CERTIFICATION OF SPONSOR DRUG-FREE WORKPLACE**

I hereby certify that I am a principal and duly authorized representative of \_\_\_\_\_ whose address is \_\_\_\_\_, and it is also certified that:

The provisions of Section 50-24-1 through 50-24-6 of the Official Code of Georgia Annotated, relating to the "Drug-Free Workplace Act" have been complied with in full; and

A drug-free workplace will be provided for the Sponsor's employees during the performance of the contract; and

Each subcontractor hired by the Sponsor shall be required to ensure that the subcontractor's employees are provided a drug-free workplace. The Sponsor shall secure from that subcontractor the following written certification: "As part of the subcontracting agreement with the Sponsor, certifies to the Sponsor that a drug-free workplace will be provided for the subcontractor's employees during the performance of this contract pursuant to paragraph (7) of subsection (b) of the Official Code of Georgia Annotated Section 50-24-3"; and

It is certified that the undersigned will not engage in unlawful manufacture, sale, distribution, dispensation, possession, or use of a controlled substance or marijuana during the performance of the contract.

\_\_\_\_\_  
Date

\_\_\_\_\_  
Signature





**EXHIBIT E****CERTIFICATION OF SPONSOR**

166

I hereby certify that I am the \_\_\_\_\_ and duly authorized representative of the firm \_\_\_\_\_ whose address is \_\_\_\_\_ . I hereby certify to the best of my knowledge and belief that:

1. No Federal appropriated funds have been paid or will be paid, by or on behalf of the undersigned, to any person for influencing or attempting to influence an officer or employee of any Federal agency, a Member of Congress, an officer or employee of Congress, or any employee of a Member of Congress in connection with the awarding of any Federal contract, the making of any Federal grant, the making of any Federal loan, the entering into of any cooperative agreement, and the extension, continuation, renewal, amendment, or modification of any Federal contract, grant, loan or cooperative agreement.
2. If any funds other than Federal appropriated funds have been paid or will be paid to any person for influencing or attempting to influence an officer or employee of any Federal agency, a Member of Congress, an officer or employee of Congress, or an employee of a Member of Congress in connection with this Federal contract, grant, loan, or cooperative agreement, the undersigned shall complete and submit Standard Form-LLL, 'Disclosure Form to Report Lobbying', in accordance with its instructions.

This certification is a material representation of fact upon which reliance was placed when this transaction was made or entered into. Submission of this certification is a prerequisite for making or entering into this transaction imposed by Section 1352, Title 31, U.S. Code. Any person who fails to file the required certification shall be subject to a civil penalty of not less than \$10,000.00 and not more than \$100,000.00 for each such failure.

The prospective participant also agrees by submitting its bid the participant shall require that the language of this certification will be included in all lower tier subcontracts which exceed \$10,000.00 and that all such sub-recipients shall certify and disclose accordingly.

I also certify that neither I nor the above firm I here represent has:

- (a) employed or retained for a commission, percentage, brokerage contingent fee, or other consideration, any firm or person (other than a bona fide employee working solely for me or the above Sponsor) to solicit or secure this agreement.
- (b) agreed, as an express or implied condition for obtaining this contract, to employ or retain the services of any firm or person in connection with carrying out the Agreement, or
- (c) paid or agreed to pay, to any firm, organization or person (other than a bona fide employee working solely for me or the above Sponsor) any fee, contribution, donation, or consideration of any kind for, or in connection with, procuring or carrying out the agreement; except as here expressly stated (if any):

I acknowledge that this certificate is to be furnished to the Department of Transportation and the Federal Transit Administration, U.S. Department of Transportation, in connection with this Agreement involving participation of Federal-aid Transit funds, and is subject to applicable State and Federal laws, both criminal and civil.

\_\_\_\_\_  
Date

\_\_\_\_\_  
Signature

**EXHIBIT F**

**CERTIFICATION OF DEPARTMENT OF TRANSPORTATION  
STATE OF GEORGIA**

I hereby certify that I am the Commissioner of the Department of Transportation of the State of Georgia, and that the above consulting firm, or its representative has not been required, directly or indirectly as an express or implied condition in connection with obtaining or carrying out this Agreement to:

- (a) employ or retain, or agree to employ or retain, any firm or person, or
- (b) pay, or agree to pay, to any firm, person, or organization, any fee, contribution, donation, or consideration of any kind; except as here expressly stated, (if any):

I acknowledge that this certificate is to be furnished to the Federal Transit Administration, U.S. Department of Transportation, in connection with this Agreement involving participation of Federal-aid Transit Funds, and is subject to applicable State and Federal Laws, both criminal and civil.

**In Process**

\_\_\_\_\_  
Date

\_\_\_\_\_  
Commissioner

**EXHIBIT G**

**PRIMARY SPONSOR CERTIFICATION REGARDING DEBARMENT, SUSPENSION,  
AND  
OTHER RESPONSIBILITY MATTERS**

I hereby certify that I am the \_\_\_\_\_ and duly authorized representative of \_\_\_\_\_, whose address is \_\_\_\_\_, and I certify that I have read and understand the attached instructions and that to the best of my knowledge and belief the firm and its representatives:

- (a) Are not presently debarred, suspended, proposed for debarment, declared ineligible or voluntarily excluded from covered transactions by the Georgia Department of Transportation and by any Federal department or agency;
- (b) Have not within a three year period preceding this Agreement been convicted of or had a civil judgement rendered against the firm or its representatives for commission of fraud or a criminal offense in connection with obtaining, attempting to obtain or performing a public (Federal, State, or Local) transaction or contract under a public transaction in violation of Federal or State antitrust statutes or commission of embezzlement, theft, forgery, bribery, falsification or destruction of records, making false invoices, or receiving stolen property;
- (c) Are not presently indicted for or otherwise criminally or civilly charged by a governmental entity (Federal, State or Local) with commission of any of the offense enumerated in paragraph (b) of this certification;
- (d) Have not within a three year period preceding this Agreement had one or more public transaction (Federal, State or Local) terminated for cause or default; and
- (e) That the firm will include the clause titled "Certification Regarding Debarment, Suspension, Ineligibility and Voluntary Exclusion - Lower Tier Covered Transaction" as attached hereto and without motivation, in all lower tier covered transactions and in all solicitations for lower tier covered transactions.

I acknowledge that this certification is provided pursuant to Executive Order 12549 and 49 CFR Part 29 and that this firm agrees to abide by the rules and conditions set forth therein for any misrepresentation that would render this certification erroneous, including termination of this Agreement and other remedies available to the Georgia Department of Transportation and Federal Government.

I further acknowledge that this certificate is to be furnished to the Georgia Department of Transportation, in connection with this Agreement involving participation of Federal-Aid Transit Funds, and is subject to applicable State and Federal laws, both criminal and civil.

\_\_\_\_\_  
Date

\_\_\_\_\_  
Signature (SEAL)

### **Certification Regarding Debarment, Suspension, and Other Responsibility Matters - Primary Covered Transactions (Sponsors)**

1. By signing and submitting this contract the Sponsor is providing the certification set out in Exhibit G.
2. The inability of the Sponsor to provide the certification required may not necessarily result in denial of participation in this covered transaction. The Sponsor shall then submit an explanation of why it cannot provide the certification. The certification or explanation will be considered in connection with the Department's determination whether to enter into this transaction. However, failure of the Sponsor to furnish a certification or an explanation shall disqualify such person or firm from participation in this transaction.
3. The certification, Exhibit G, is a material representation of fact upon which reliance is placed by the Department before entering into this transaction. If it is later determined that the Sponsor knowingly rendered an erroneous certification, in addition to other remedies available to the Federal Government, the Department may terminate this transaction for cause of default.
4. The Sponsor shall provide immediate written notice to the Department if at any time the Sponsor learns that its certification was erroneous when submitted or has become erroneous by reason of changed circumstances.
5. The terms "covered transaction", "debarred", "suspended", "ineligible", "lower tier covered transaction", "participant", "person", "primary covered transaction", "principal", "proposal", and "voluntarily excluded", as used in these instructions and the certification, have the meanings set out in the Definitions and Coverage sections of the rules implementing Executive Order 12549. You may contact the Department for assistance in obtaining a copy of those regulations.
6. The Sponsor agrees by submitting this proposal/contract that should the proposed covered transaction be entered into, it shall not knowingly enter into a lower tier covered transaction with a person/firm who is debarred, suspended, declared ineligible, or voluntarily excluded from participation in this covered transaction unless authorized by the Department.
7. The Sponsor further agrees by submitting this proposal/contract that it will include the clause titled "Certification Regarding Debarment, Suspension, Ineligibility and Voluntary Exclusion - Lower Tier Covered Transaction", as provided by the Department without modification, in all lower tier covered transactions and in all solicitations for lower tier covered transactions.
8. A Sponsor in a covered transaction may rely upon a certification of a prospective participant in lower tier covered transaction that it is not debarred, suspended, ineligible or voluntarily excluded from the covered transaction, unless it knows that the certification is erroneous. The Sponsor may decide the method and frequency by which it determines the eligibility of its principals.
9. Nothing contained in the foregoing shall be construed to require establishment of a system of records in order to render in good faith the certification required by these instructions. The knowledge and information of Sponsor is not required to exceed that which is normally possessed by a prudent person in the ordinary course of business dealings.
10. Except for transactions authorized under paragraph 6 of these instructions, if the Sponsor in a covered transaction knowingly enters into a lower tier covered transaction with a person who is suspended, debarred, ineligible, or voluntarily excluded from participation in this transaction in addition to other remedies available to the Federal Government, the Georgia Department of Transportation may terminate this transaction for cause or default.

**EXHIBIT H**

**LOWER TIER SPONSOR CERTIFICATION REGARDING DEBARMENT, SUSPENSION,  
AND  
OTHER RESPONSIBILITY MATTERS**

I hereby certify that I am the \_\_\_\_\_ and duly authorized representative of \_\_\_\_\_, whose address is \_\_\_\_\_, and I certify that I have read and understand the attached instructions and that to the best of my knowledge and belief the firm and its representatives:

- (a) Are not presently debarred, suspended, proposed for debarment, declared ineligible or voluntarily excluded from covered transactions by the Georgia Department of Transportation and by any Federal department or agency;
- (b) I acknowledge that this certification is provided pursuant to Executive Order 12549 and 49 CFR Part 29 and that this firm agrees to abide by the rules and conditions set forth therein for any misrepresentation that would render this certification erroneous, including termination of this Agreement and other remedies available to the Georgia Department of Transportation and Federal Government.
- (c) I further acknowledge that this certificate is to be furnished to the Georgia Department of Transportation, in connection with the Prime SPONSOR Agreement involving the participation of Federal-Aid Transit Funds, and is subject to applicable State and Federal laws, both criminal and civil.

\_\_\_\_\_  
Date

\_\_\_\_\_(SEAL)  
Signature



## **Certification Regarding Debarment, Suspension, Ineligibility and Voluntary Exclusion - - - Lower Tier Covered Transactions**

This certification applies to subcontractors, material suppliers, vendors and other lower tier participants.

1. By signing and submitting this proposal, the prospective lower tier participant is providing the certification set out in Exhibit H.
2. The certification, Exhibit H, is a material representation of fact upon which reliance was placed when this transaction was entered into. If it is later determined that the prospective lower tier participant knowingly rendered an erroneous certification, in addition to other remedies available to the Federal Government, the Department or Agency with which this transaction originated may pursue available remedies, including suspension and/or debarment.
3. The prospective lower tier participant shall provide immediate written notice to the person to which the proposal is submitted if at any time the prospective lower tier participant learns that its certification was erroneous when submitted or has become erroneous by reason of changed circumstances.
4. The terms "covered transaction", "debarred", "suspended", "ineligible", "lower tier covered transaction", "participant", "person", "primary covered transaction", "principal", "proposal", and "voluntarily excluded", as used in these instructions and the certification, have the meanings set out in the Definitions and Coverage sections of the rules implementing Executive Order 12549. You may contact the person to which this proposal is submitted for assistance in obtaining a copy of those regulations.
5. The prospective lower tier participant agrees by submitting this proposal/contract that should the proposed covered transaction be entered into, it shall not knowingly enter into a lower tier covered transaction with a person/firm who is debarred, suspended, declared ineligible, or voluntarily excluded from participation in this covered transaction unless authorized by the Department or agency with which this transaction originated.
6. The prospective lower tier participant further agrees by submitting this proposal/contract that it will include the clause titled "Certification Regarding Debarment, Suspension, Ineligibility and Voluntary Exclusion - - - Lower Tier Covered Transaction", without modification, in all lower tier covered transactions and in all solicitations for lower tier covered transactions.
7. A participant in a covered transaction may rely upon a certification of a prospective participant in lower tier covered transaction that it is not debarred, suspended, ineligible, or voluntarily excluded from the covered transaction, unless it knows that the certification is erroneous. A participant may decide the method and frequency by which it determines the eligibility of its principals. Each participant may, but is not required to, check the Non-procurement List.
8. Nothing contained in the foregoing shall be construed to require establishment of a system of records in order to render in good faith the certification required by this clause. The knowledge and information of a participant is not required to exceed that which is normally possessed by a prudent person in the ordinary course of business dealings.

Except for transactions authorized under paragraph 5 of these instructions, if the participant in a covered transaction knowingly enters into a lower tier covered transaction with a person who is suspended, debarred, ineligible, or voluntarily excluded from participation in this transaction in addition to other remedies available to the Federal Government, the department or agency may pursue available remedies, including suspension and/or debarment.

**EXHIBIT I**

**LOBBYING RESTRICTIONS**

The undersigned certifies, to the best of his or her knowledge and belief, that:

1. No Federal appropriated funds have been paid or will be paid, by or on behalf of the undersigned, to any person for influencing or attempting to influence an officer or employee of an agency, a Member of Congress, an officer or employee of Congress, or an employee of a Member of Congress in connection with the awarding of any Federal contract, the making of any Federal grant, the making of any Federal loan, the entering into of any cooperative agreement, and the extension, continuation, renewal, amendment, or modification of any Federal contract, grant, loan, or cooperative agreement.
2. If any funds other than Federal appropriated funds have been paid or will be paid to any person for influencing or attempting to influence an officer or employee of any agency, a Member of Congress, an officer or employee of Congress, or an employee of a Member of Congress in connection with this Federal contract, grant, loan, or cooperative agreement, the undersigned shall complete and submit Standard Form-LLL, "Disclosure Form to Report Lobbying," in accordance with its instructions.

The undersigned shall require that the language of this certification be included in the award documents for all sub-awards at all tiers (including subcontracts, sub-grants, and contracts under grants, loans, and cooperative agreements) and that all subrecipients shall certify and disclose accordingly. This certification is a material representation of fact upon which reliance was placed when this transaction was made or entered into. Submission of this certification is a prerequisite for making or entering into this transaction imposed by section 1352, title 31, U.S. Code. Any person who fails to file the required certification shall be subject to a civil penalty of not less than \$10,000 and not more than \$100,000 for each such failure.

\_\_\_\_\_ SPONSOR's Name

\_\_\_\_\_ Signature of SPONSOR's Authorized Official

Stephen J. Hersey \_\_\_\_\_ Name of SPONSOR's Authorized Official

Chairman \_\_\_\_\_ Title of SPONSOR's Authorized Official

\_\_\_\_\_ Date



**Certificate Of Completion**

Envelope Id: 0110EFD70E6F45648EABC98E8CFB42ED	Status: Sent
Subject: 48400-140-IGOIP1900360/PUTNAM COUNTY	
Source Envelope:	
Document Pages: 30	Signatures: 0
Certificate Pages: 5	Initials: 0
AutoNav: Enabled	Envelope Originator:
Envelopeld Stamping: Enabled	GDOT DocuSign Admin
Time Zone: (UTC-05:00) Eastern Time (US & Canada)	600 W Peachtree St, NW
	Atlanta, GA 30308
	gdot_contracts@dot.ga.gov
	IP Address: 143.100.53.12

**Record Tracking**

Status: Original 8/16/2018	Holder: GDOT DocuSign Admin gdot_contracts@dot.ga.gov	Location: DocuSign
-------------------------------	--	--------------------

**Signer Events**

Signature	Timestamp
Stephen J. Hersey shersey@putnamcountyga.us Chairman Security Level: Email, Account Authentication (None)	Sent: 8/16/2018 Viewed: 8/16/2018

**Electronic Record and Signature Disclosure:**  
 Accepted: 8/16/2018  
 ID: 3d3797ea-095a-4359-b6e2-71e65176a594

In Process

Lynn Butterworth  
lbutterworth@putnamcountyga.us  
Security Level: Email, Account Authentication (None)  
**Electronic Record and Signature Disclosure:**  
 Not Offered via DocuSign

Stephanie McMullens  
smcmullens@putnamcountyga.us  
Security Level: Email, Account Authentication (None)  
**Electronic Record and Signature Disclosure:**  
 Not Offered via DocuSign

Russell R McMurry  
catscommissioner@dot.ga.gov  
Security Level: In Session  
**Electronic Record and Signature Disclosure:**  
 Not Offered via DocuSign

Angela O. Whitworth  
catstreasurerattest@dot.ga.gov  
Security Level: In Session  
**Electronic Record and Signature Disclosure:**  
 Not Offered via DocuSign

<b>In Person Signer Events</b>	<b>Signature</b>	<b>Timestamp</b>
<b>Editor Delivery Events</b>	<b>Status</b>	<b>Timestamp</b>
<b>Agent Delivery Events</b>	<b>Status</b>	<b>Timestamp</b>
<b>Intermediary Delivery Events</b>	<b>Status</b>	<b>Timestamp</b>

**Certified Delivery Events****Status****Timestamp**

174

Dianne Pounds  
dpounds@putnamcountyga.us  
Security Level: Email, Account Authentication  
(None)

**VIEWED**

Sent: 8/16/2018  
Viewed: 8/16/2018

Using IP Address: 47.44.51.75

**Electronic Record and Signature Disclosure:**

Accepted: 10/26/2017  
ID: e1bbcc3a-fefd-4f68-aedf-f0b437c8f730

**Carbon Copy Events****Status****Timestamp****Notary Events****Signature****Timestamp****Envelope Summary Events****Status****Timestamps**

Envelope Sent

Hashed/Encrypted

8/16/2018

**Payment Events****Status****Timestamps****Electronic Record and Signature Disclosure**

# In Process

## **ELECTRONIC RECORD AND SIGNATURE DISCLOSURE**

From time to time, Georgia Department of Transportation (we, us or Company) may be required by law to provide to you certain written notices or disclosures. Described below are the terms and conditions for providing to you such notices and disclosures electronically through your DocuSign, Inc. (DocuSign) Express user account. Please read the information below carefully and thoroughly, and if you can access this information electronically to your satisfaction and agree to these terms and conditions, please confirm your agreement by clicking the 'I agree' button at the bottom of this document.

### **Getting paper copies**

At any time, you may request from us a paper copy of any record provided or made available electronically to you by us. For such copies, as long as you are an authorized user of the DocuSign system you will have the ability to download and print any documents we send to you through your DocuSign user account for a limited period of time (usually 30 days) after such documents are first sent to you. After such time, if you wish for us to send you paper copies of any such documents from our office to you, you will be charged a \$0.00 per-page fee. You may request delivery of such paper copies from us by following the procedure described below.

### **Withdrawing your consent**

If you decide to receive notices and disclosures from us electronically, you may at any time change your mind and tell us that thereafter you want to receive required notices and disclosures only in paper format. How you must inform us of your decision to receive future notices and disclosure in paper format and withdraw your consent to receive notices and disclosures electronically is described below.

### **Consequences of changing your mind**

If you elect to receive required notices and disclosures only in paper format, it will slow the speed at which we can complete certain steps in transactions with you and delivering services to you because we will need first to send the required notices or disclosures to you in paper format, and then wait until we receive back from you your acknowledgment of your receipt of such paper notices or disclosures. To indicate to us that you are changing your mind, you must withdraw your consent using the DocuSign 'Withdraw Consent' form on the signing page of your DocuSign account. This will indicate to us that you have withdrawn your consent to receive required notices and disclosures electronically from us and you will no longer be able to use your DocuSign Express user account to receive required notices and consents electronically from us or to sign electronically documents from us.

### **All notices and disclosures will be sent to you electronically**

Unless you tell us otherwise in accordance with the procedures described herein, we will provide electronically to you through your DocuSign user account all required notices, disclosures, authorizations, acknowledgements, and other documents that are required to be provided or made available to you during the course of our relationship with you. To reduce the chance of you inadvertently not receiving any notice or disclosure, we prefer to provide all of the required notices and disclosures to you by the same method and to the same address that you have given us. Thus, you can receive all the disclosures and notices electronically or in paper format through the paper mail delivery system. If you do not agree with this process, please let us know as described below. Please also see the paragraph immediately above that describes the consequences of your electing not to receive delivery of the notices and disclosures electronically from us.

### **How to contact Georgia Department of Transportation:**

You may contact us to let us know of your changes as to how we may contact you electronically, to request paper copies of certain information from us, and to withdraw your prior consent to receive notices and disclosures electronically as follows:

To contact us by email send messages to: [gdot\\_contracts@dot.ga.gov](mailto:gdot_contracts@dot.ga.gov)

### **To advise Georgia Department of Transportation of your new e-mail address**

To let us know of a change in your e-mail address where we should send notices and disclosures electronically to you, you must send an email message to us at [gdot\\_contracts@dot.ga.gov](mailto:gdot_contracts@dot.ga.gov) and in the body of such request you must state: your previous e-mail address, your new e-mail address. We do not require any other information from you to change your email address..

In addition, you must notify DocuSign, Inc to arrange for your new email address to be reflected in your DocuSign account by following the process for changing e-mail in DocuSign.

### **To request paper copies from Georgia Department of Transportation**

To request delivery from us of paper copies of the notices and disclosures previously provided by us to you electronically, you must send us an e-mail to [gdot\\_contracts@dot.ga.gov](mailto:gdot_contracts@dot.ga.gov) and in the body of such request you must state your e-mail address, full name, US Postal address, and telephone number. We will bill you for any fees at that time, if any.

### **To withdraw your consent with Georgia Department of Transportation**

To inform us that you no longer want to receive future notices and disclosures in electronic format you may:

- i. decline to sign a document from within your DocuSign account, and on the subsequent page, select the check-box indicating you wish to withdraw your consent, or you may;
- ii. send us an e-mail to [gdot\\_contracts@dot.ga.gov](mailto:gdot_contracts@dot.ga.gov) and in the body of such request you must state your e-mail, full name, IS Postal Address, telephone number, and account number. We do not need any other information from you to withdraw consent.. The consequences of your withdrawing consent for online documents will be that transactions may take a longer time to process..

### **Required hardware and software**

Operating Systems:	Windows2000? or WindowsXP?
Browsers (for SENDERS):	Internet Explorer 6.0? or above
Browsers (for SIGNERS):	Internet Explorer 6.0?, Mozilla FireFox 1.0, NetScape 7.2 (or above)
Email:	Access to a valid email account
Screen Resolution:	800 x 600 minimum
Enabled Security Settings:	<ul style="list-style-type: none"> <li>•Allow per session cookies</li> <li>•Users accessing the internet behind a Proxy Server must enable HTTP 1.1 settings via proxy connection</li> </ul>

\*\* These minimum requirements are subject to change. If these requirements change, we will provide you with an email message at the email address we have on file for you at that time providing you with the revised hardware and software requirements, at which time you will have the right to withdraw your consent.

**Acknowledging your access and consent to receive materials electronically**

To confirm to us that you can access this information electronically, which will be similar to other electronic notices and disclosures that we will provide to you, please verify that you were able to read this electronic disclosure and that you also were able to print on paper or electronically save this page for your future reference and access or that you were able to e-mail this disclosure and consent to an address where you will be able to print on paper or save it for your future reference and access. Further, if you consent to receiving notices and disclosures exclusively in electronic format on the terms and conditions described above, please let us know by clicking the 'I agree' button below.

By checking the 'I Agree' box, I confirm that:

- I can access and read this Electronic CONSENT TO ELECTRONIC RECEIPT OF ELECTRONIC RECORD AND SIGNATURE DISCLOSURES document; and
- I can print on paper the disclosure or save or send the disclosure to a place where I can print it, for future reference and access; and
- Until or unless I notify Georgia Department of Transportation as described above, I consent to receive from exclusively through electronic means all notices, disclosures, authorizations, acknowledgements, and other documents that are required to be provided or made available to me by Georgia Department of Transportation during the course of my relationship with you.

Dear Transit Asset Management Plan (TAM) Participant:

Please find enclosed the final Transit Asset Management (TAM) Group Plan, as prepared by the Department on behalf of participating Georgia transit providers, along with the Accountable Executive (AE) Approval form. This final version reflects comments received pertaining to the Draft TAM Plan previously distributed to you in July.

A summary of changes to the Draft TAM Plan as incorporated in this Final version include:

- Formation of a separate TAM asset inventory sub-class for smaller (approx. 30-ft.) heavy-duty urban transit buses, with an assigned 12-year Useful Life Benchmark (ULB). These 54 vehicles were previously listed in the Draft TAM Plan inventory as part of the general Bus asset (BU) classification, which includes larger (35'-40') heavy-duty buses with a longer (14-year) ULB.
- Addition of Cherokee Area Transportation System (CATS) 5307-program assets to the Urban sub-group
- Corrections to the Asset Inventory, including to the listing of 5307 Urban rolling stock for Albany, Athens, Gainesville and Rome

As required by the Federal Transit Administration (FTA), the Accountable Executive for each participating transit provider is requested to approve its portion of the Group Plan and the corresponding 2019 TAM performance targets.

Attached is the Participant Accountable Executive Approval Form, which we are requesting be completed and signed by your agency's Accountable Executive. If you have not already done so, please return a scanned (or pdf) version of the signed form to Michele Nystrom, Transit Compliance/Asset Manager, *by no later than September 19, 2018*.

Should you have any questions or comments, please contact Michele Nystrom at (404) 631-1235 or Knox O'Callaghan at (770) 756-5212. On behalf of the Department, we greatly appreciate your cooperation in compliance with the FTA TAM Plan requirements.

Thank you,

Nancy

**Nancy Cobb**

*Assistant Division Director*

*Division of Intermodal Programs*  
600 West Peachtree Street N.W.  
2<sup>nd</sup> Floor  
Atlanta, Georgia 30308  
404-631-1242 office  
404-673-9114 cell

**GDOT TRANSIT ASSET MANAGEMENT (TAM) GROUP PLAN  
PARTICIPANT ACCOUNTABLE EXECUTIVE APPROVAL FORM**

As the Accountable Executive for the below-named Participant in the enclosed Group Transit Asset Management (TAM) Plan sponsored by the Georgia Department of Transportation (GDOT), I concur with the enclosed TAM Plan and approve the corresponding FY 2019 State of Good Repair Performance Targets on behalf of the Participant transit provider organization.

Participant Organization Name: Putnam County

Transit Provider Name (*if different*): \_\_\_\_\_

FTA Program Subgroup (check all that apply):

5311 Rural

5307 Urban

Name of Accountable Executive: Stephen J. Hersey

Signature of Accountable Executive: \_\_\_\_\_

Title: Chairman

Date: 09/07/2018



# GEORGIA DEPARTMENT OF TRANSPORTATION GROUP TRANSIT ASSET MANAGEMENT PLAN

August 24, 2018





**Prepared for:**

Georgia Department of Transportation  
One Georgia Center  
600 West Peachtree NW  
Atlanta, Georgia 30308

**Prepared by:**

AECOM  
3101 Wilson Boulevard  
Arlington, VA 22201  
aecom.com

# CONTENTS

FIGURES ..... iii

TABLES..... iii

APPENDICES ..... iii

EXECUTIVE SUMMARY .....iv

**1 INTRODUCTION ..... 1**

1.1 Plan Background and Purpose ..... 1

1.2 Group TAM Plan Sponsor ..... 1

1.3 Group TAM Plan Participants..... 1

1.3.1 Rural 5311 Program Participants List.....2

1.3.2 Small Urban 5307 Program Participants List .....3

1.3.3 Large Urban Participants List.....3

1.4 GDOT Outreach.....4

**2 METHODOLOGY AND PROCESS ..... 5**

2.1 Data Collection and Asset Condition.....5

2.2 Data Analysis .....6

**3 CAPITAL ASSET INVENTORY ..... 7**

3.1 Introduction.....7

3.2 Overview of Asset Inventory .....7

3.3 Rolling Stock.....8

3.4 Equipment.....9

3.5 Facilities.....10

**4 PERFORMANCE MEASURES AND TARGETS..... 11**

4.1 Introduction ..... 11

4.2 Setting Performance Targets ..... 11

4.2.1 FY19 Performance Targets ..... 12

4.2.2 Initial Performance Targets ..... 12

**5 DECISION SUPPORT TOOL ..... 14**

**6 INVESTMENT PRIORITIZATION ..... 16**

6.1 Process Summary ..... 16

6.2 Summary of Proposed Investments ..... 16

6.2.1 Rural (5311) ..... 16

6.2.2 Small Urban (5307)..... 18

6.2.3 Large Urban (5307) ..... 19

APPENDICES ..... 22

## FIGURES

Figure 3.1 Share of Total Assets in Inventory and Share of Replacement Cost by Category (\$2018).....	7
Figure 5.1 Decision Support Tool Process Diagram.....	14
Figure 6.1 Total Asset Value and Total SGR Need (2019 - 2022) for Rural (5311) Assets .....	17
Figure 6.2 Annual Asset Investment Expenditure (2019 to 2022) (\$5.95M/Year), Rural Providers .....	17
Figure 6.3 Annual Rolling Stock Investments by Asset Class and Year, Rural Providers .....	17
Figure 6.4 Total Asset Value and Total SGR Need (2019 - 2022) for Small Urban (5307) Assets .....	18
Figure 6.5 Asset Expenditure 2019 to 2022 (\$10.6 M Annual Funding), Small Urban 5307 Providers Subgroup .....	19
Figure 6.6 Rolling Stock Investments by Asset Class and Year, Small Urban 5307 Providers Subgroup .....	19
Figure 6.7 Total Asset Value and Total SGR Need (2019 - 2022) for Large Urban Assets .....	20
Figure 6.8 Asset Investment Expenditure from 2019 to 2022 (\$6.9M Annual Funding), Large Urban .....	20
Figure 6.9 Revenue Vehicle Investments by Class and Year - Large Urban .....	21

## TABLES

Table 1.1 Summary of Group TAM Plan Participants .....	2
Table 2.1 Comparison of FTA Required Minimum Grant Useful Life and TAM Useful Life Benchmark .....	5
Table 2.2 FTA TERM Rating Scale .....	5
Table 3.1 Summary of Combined Asset Inventory by FTA Asset Class .....	8
Table 3.2 Summary of Rolling Stock by Sub-Group .....	9
Table 3.3 Summary of Equipment Assets by Sub-Group .....	9
Table 3.4 Summary of Transit Facilities by Sub-Group .....	10
Table 4.1 Summary of Asset Performance by Asset Class.....	12
Table 4.2 Summary of Initial Performance Targets.....	12

## APPENDICES

Appendix A.1 Revenue Vehicles .....	A.1-1
Appendix A.2 Equipment .....	A.2-1
Appendix A.3. Facilities .....	A.3-1
Appendix B.1 Rural Provider (5311) Investments .....	B.1-1
Appendix B.2 Small Urban (5307) Investments.....	B.2-1
Appendix B.3 Large Urban Investments .....	B.3-1
Appendix C.1 Participant Accountable Executive Concurrence Form .....	C-1
Appendix C.2. List of Rural (5311) Accountable Executive Approvals .....	C-2
Appendix C.3 List of Small Urban (5307) Accountable Executive Approvals.....	C-4
Appendix C.4 List of Large Urban Accountable Executive Approvals.....	C-4
Appendix D Glossary .....	D-1
Appendix E Definitions for Rolling Stock Vehicle Classifications .....	E-1

## EXECUTIVE SUMMARY

The Georgia Department of Transportation (GDOT) has developed this Group Transit Asset Management (TAM) Plan on behalf of 92 participant Tier II transit providers in accordance with Federal Transit Administration (FTA) requirements.<sup>1</sup> Transit Asset Management is a business model that uses the condition of assets to guide the optimal prioritization of funding at transit properties in order to keep transit networks in a State of Good Repair (SGR).

In accordance with the FTA regulation, this TAM Plan, which covers a four-year (FY 2019 – FY 2022) period, includes the following core elements:

- **Inventory of Capital Assets** used to provide public transit, within three categories—Rolling Stock, Equipment, and Facilities.
- **Condition Assessment** of inventoried assets for which a transit provider has direct capital responsibility
- Use of a **Decision Support Tool** to analyze asset and condition data and develop a methodology to prioritize those assets' state of good repair re-investment needs
- **Prioritized list of investments** based on decision support tool and projected funding estimated to be reasonably available over the four-year period

The 92 Participants in GDOT's Group TAM Plan are comprised of the following three categories of transit providers:

- Rural Program Section 5311 GDOT-Subrecipients – 82
- Small Urban Section 5307 Providers – 8
- Large Urban Section 5307 Providers – 2

GDOT has developed this TAM Plan in collaboration with the participants.

The GDOT Group TAM Plan encompasses a total of 913 assets, including 775 revenue vehicles, 55 pieces of equipment (including support vehicles), and 83 facilities.

The FTA TAM regulation requires the setting of annual SGR performance targets for each asset class. As the Group Plan sponsor, GDOT is principally responsible for setting these targets applicable to all participants. This Plan includes the uniform performance targets to be in effect for FY 2019. Looking ahead, these performance targets will be re-set on an annual basis.

Key summary outputs from this TAM Plan include the following:

- Approximately 14% of all inventoried assets have currently met or exceeded their Useful Life Benchmark (ULB).
- The Asset Inventory includes a total of 775 revenue vehicles with an average age of 4.2 years, of which 96 (or 12.4%) have met or exceeded their ULB. Based on the Investment Prioritization, this backlog should be eliminated within the TAM Plan horizon period.
- The average age of the 83 facilities inventoried in this Group Plan is 32 years. While most facilities are in a state of good repair, seven (7) facilities have a condition rating below 3.0 and should be prioritized for capital reinvestment over the four-year TAM Plan horizon period.

As required, this Group TAM Plan is to be approved by each participant's Accountable Executive; and a record of those approvals is to be provided in the Appendix.

As required by FTA, this TAM Plan will be updated at a minimum of every four years. Performance targets will be updated on an annual basis.

---

<sup>1</sup> As per FTA regulation, Tier II providers are those that operate less than 100 transit vehicles.

# 1 INTRODUCTION

## 1.1 Plan Background and Purpose

In July 2012, the U.S. Congress enacted the MAP-21 (Moving Ahead for Progress in 21<sup>st</sup> Century) Act, which directed the Federal Transit Administration (FTA) to establish Transit Asset Management (TAM) requirements. In July 2016, FTA issued the Final Rule establishing requirements for Transit Asset Management (TAM), which apply to recipients and subrecipients of FTA funds. This was part of an overall Federal initiative to improve the state of good repair of transportation assets throughout the nation.

The FTA final rule has different requirements based on the relative size of the transit provider. The TAM Plan requirements for smaller transit (referred to as Tier II) providers are less than those for the larger Tier I providers. All the providers in this GDOT Group Plan are Tier II providers.

The Final Rule requires that TAM Plans for Tier II transit providers include the following four (4) elements:

- Inventory of capital assets
- A condition assessment of the capital assets for which the provider has capital responsibility
- A description of decision-support tools used to estimate capital investment needs over time and develop the investment prioritization
- A project-based prioritization of investments

The fundamental purpose of the TAM Plan is to help ensure that transit assets are kept in a state of good repair (SGR). As stated in Sec. 625.17 of the FTA TAM Final Rule, "A capital asset is in a state of good repair if it is in a condition sufficient for the asset to operate at a full level of performance."

## 1.2 Group TAM Plan Sponsor

The Final Rule indicates that state departments of transportation may sponsor Group TAM Plans for their Tier II subrecipients and allows other Tier II providers who are not subrecipients to join in the Plan on a voluntary basis. The Georgia Department of Transportation (GDOT), who administers the FTA grant funding for subrecipients under both the Section 5307 and Section 5311 programs, is sponsoring this TAM Plan on behalf of a group of Tier II Transit Providers within the State of Georgia to support subrecipients' compliance with the FTA Final TAM Rule. Based on FTA regulation, most of the transit providers within this Group TAM Plan are subrecipients of either FTA Section 5307 or Section 5311 funds for which GDOT is the Designated Recipient. Based on 49 CFR 625.27, GDOT, as the primary grant recipient for FTA funding provided to Rural and Small Urban transit systems within Georgia, has undertaken development of this Group TAM Plan. The Group TAM Plan covers a four-year period, from Fiscal Year (FY) 2019 through FY 2022.

GDOT, as sponsor, is responsible for the process of coordinating the development of and submitting the group plan. This also includes the setting of performance targets applicable to the participants in the Group Plan. As sponsor, GDOT will also be responsible for the future reporting of TAM asset performance measures to the National Transit Database (NTD) in coordination with group plan participants.

## 1.3 Group TAM Plan Participants

There are 92 participants in this Group TAM Plan. The 92 providers can be sub-divided into three (3) subgroups, namely, Rural Section 5311 subrecipients, Small Urban 5307 providers, and Large Urban 5307 direct recipients. Table 1.1 provides a summary of the group plan participants.

The participants are responsible for cooperating with GDOT in the development of the Group Plan and designating an Accountable Executive. The Accountable Executive is required to approve the Group Plan on behalf of his or her agency. The Accountable Executive must balance transit asset management, safety, day-to-day operations, and expansion needs in approving and carrying out a TAM Plan. A listing of participants by subgroup is provided in subsections 1.3.1 to 1.3.3, respectively.

Table 1.1 Summary of Group TAM Plan Participants

Participant Sub-group	No. of Participants	Participants	Primary Transit Service Provided
<b>Rural 5311 Subrecipients</b>	82	See enclosed listing in Table 1.3.1	Demand Response
<b>Small Urban 5307 Providers</b>	8	Albany, Athens, Cartersville, Cherokee (CATS), Gainesville, Hinesville, Macon, Rome	Fixed Route Bus, ADA Paratransit
<b>Large Urban 5307 Direct Recipients</b>	2	Augusta, Columbus	Fixed Route Bus, ADA Paratransit
<b>Total</b>	<b>92</b>		

### 1.3.1 Rural 5311 Program Participants List

The list below shows the names of the Rural 5311 program participants:

1. Americus, City of
2. Bacon County
3. Baldwin County Transit
4. Banks County Transit
5. Bartow Transit
6. Ben Hill County Transit
7. Berrien County
8. Bleckley County Transit
9. Brantley County
10. Brooks County Transit
11. Burke County Transit
12. Catoosa County
13. Cedartown, City of
14. Chattooga County Transit
15. Cherokee County
16. Clay County
17. Coastal Regional Commission
18. Columbia County Commission Transit
19. Cook County Transit
20. Coweta County
21. Crawford County Transit
22. Crisp County Transit
23. Dade County Transit
24. Dawson County Transit
25. Dodge County Transit
26. Dooly County
27. Elbert County
28. Fannin County
29. Forsyth County Public Transportation
30. Gilmer County Transit System
31. Glascock County Transit
32. Gordon County Transit
33. Greene County Commission Transit
34. Habersham County Transit
35. Hall County Transit
36. Hancock County Transit
37. Haralson County Transit
38. Hart County Public Transit
39. Heard County Transit
40. Jackson County
41. Jefferson County Transit
42. Jenkins County Transit
43. Jones County Transit
44. Lincoln County Transit
45. Lower Chattahoochee Regional Transit Authority
46. Lowndes County
47. Lumpkin County

48. Macon County Transit
49. McDuffie County Commission Transit
50. Morgan County Transit
51. Murray County Transportation System
52. Paulding County
53. Peach County Transit
54. Pickens County
55. Pierce County Transit
56. Pulaski County Transit
57. Putnam County Commission Transit
58. Rabun County
59. Richmond County
60. Social Circle Area Transit
61. Southwest Georgia Regional Commission
62. Talbot County Transit
63. Taliaferro County Board of Commissioners
64. Taylor County Transit
65. Telfair County Transit
66. Thomas County Transit
67. Three Rivers Regional Commission
68. Tift Transit System
69. Towns County
70. Troup County Transit
71. Turner County
72. Twiggs County Transit
73. Union County Transit
74. Walker County
75. Ware County
76. Warren County Commission Transit
77. Wayne County Transit
78. Wheeler County Transit
79. Whitfield County W.T.S.
80. Wilcox County Transit
81. Wilkes County Commission Transit
82. Wilkinson County Commission Transit

### 1.3.2 Small Urban 5307 Program Participants List

The list below shows the names of the Small Urban 5307 program participants:

1. Albany Transit System
2. Athens Transit System
3. Cartersville Bartow County
4. Cherokee Area Transportation System (CATS)
5. Gainesville Hall County
6. Hinesville Liberty County
7. Macon-Bibb County Transit Authority
8. Rome Transit

### 1.3.3 Large Urban Participants List

The list below shows the names of the Large Urban participants:

1. Augusta Public Transit
2. Columbus METRA

## 1.4 GDOT Outreach

As the Group TAM Plan Sponsor, GDOT coordinated the development of this plan with its subrecipients and Plan Participants.

On December 22, 2016, GDOT's Office of Transit Programs disseminated a notification concerning the Group TAM Plan to all Rural and Small Urban Transit Systems receiving Section 5307 and Section 5311 funding through GDOT. This memorandum invited the contacted transit systems to be participants in a GDOT-sponsored Group TAM Plan and requested preliminary data.

In summer of 2017, GDOT requested and coordinated facility condition assessments at subrecipient locations throughout the state.

In July and September 2017, GDOT staff provided briefing presentations on the development of the Group TAM Plan to the Georgia Association of Metropolitan Planning Organizations (GAMPO).

On December 7, 2017, GDOT provided a presentation on the Transit Asset Management Group Plan to the Georgia Transit Association in Savannah.

In March 2018, GDOT provided a status update on the Group TAM Plan to GAMPO.

On May 22, 2018, a webinar was held for all Group Plan participants. During the webinar, background information on the plan's purpose, objectives and methodology were discussed. A preliminary analysis on the collected asset data was also presented to the group.

On July 11, 2018, the Draft GDOT Group TAM Plan was distributed to the participants and Metropolitan Planning Organizations (MPOs) for review and comment.

Finally, on July 16, 2018, a Technical Workshop was held in Macon, Georgia during which the Group TAM Plan content and results were presented to the participants.



## 2 METHODOLOGY AND PROCESS

### 2.1 Data Collection and Asset Condition

Data in the asset inventory was compiled from data provided by the Group TAM Plan participating agencies. The inventory includes all assets the providers own, as well as third party assets used in the provision of public transportation, broken into three categories: Rolling Stock (Revenue Vehicles), Facilities, and Equipment.

Condition of rolling stock and equipment assets were determined by a comparison of asset age and its Useful Life Benchmark (ULB). The FTA term “Useful Life Benchmark (ULB)”, is defined in the regulation as

*“the expected life cycle or the acceptable period of use in service for a capital asset.”*

The ULB is a new term created for TAM and should be distinguished from the FTA Grant Minimum Useful Life requirement. Table 2.1 as follows outlines the recommended Useful Life Benchmarks for the different classes of assets found in the asset inventory.

**Table 2.1 Comparison of FTA Required Minimum Grant Useful Life and TAM Useful Life Benchmark**

Asset Class	FTA Grant Minimum Useful Life	TAM Useful Life Benchmark (ULB)
AO-Automobile	4 years	8 years
BU-Bus (35' – 40')	12 years	14 years
BU-Bus (29' – 30')	10 years	12 years
CU-Cutaway	5 – 7 years	7 years
MV-Minivan	4 years	8 years
SB-School Bus	12 years	15 years
Trucks and Other Rubber Tire Vehicles	n/a	10 years
VN-Van	4 years	8 years

Transit facilities were evaluated for condition using a 1-5 rating on the FTA Transit Economic Requirements Model (TERM) Scale. Condition assessments were conducted in accordance with the FTA’s TAM Facility Performance Measure Reporting Guidebook. A GDOT Transit Facility Field Assessment Guide was provided to each applicable subrecipient. In the summer of 2017, field assessments were conducted by the subrecipients with technical assistance provided by GDOT staff. Each facility was rated at the sub-component level in accordance with the FTA TERM Condition Assessment Scale. Table 2.2 shows the description of the TERM Rating Scale used for the facility assessments.

**Table 2.2 FTA TERM Rating Scale**

Rating	Condition	Description
5	Excellent	No visible defects, new or near new condition, may still be under warranty if applicable
4	Good	Good condition, but no longer new, may be slightly defective or deteriorated, but is overall functional
3	Adequate	Moderately deteriorated or defective; but has not exceed useful life
2	Marginal	Defective or deteriorated in need of replacement; exceeded useful life
1	Poor	Critically damage or in need of immediate repair; well pass useful life

The sub-component ratings were subsequently aggregated to calculate an overall condition rating for each facility. A weighted average method was used in the calculation, where facility sub-components were weighted by the estimated relative percent of the total facility replacement cost. The weights were developed from general data typical of maintenance and administrative facilities. The calculation for facility rating is shown below:

$$\text{Facility Rating} = \frac{\sum(\text{Subcomponent TERM Score} \times (\text{subcomponent weight}))}{100}$$

Final facility ratings were used in calculating the performance for the asset category. However, the raw sub-component ratings provided by the facility owners were used in determining future facility rehabilitation projects.

## 2.2 Data Analysis

The finalized asset inventory containing observed and calculated condition measures were then used to calculate asset performance, set targets and prioritize future investments. The FTA TERM Lite tool was the primary decision-support tool used in prioritizing rolling stock and equipment assets. Facility rehabilitation projects were prioritized by the agency-provided sub-component ratings, facility age, and available funding within an investment year.

The decision-support tool and prioritization process are described in detail in Chapters 5 and 6. The following chapter describes the Capital Asset Inventory.

### 3 CAPITAL ASSET INVENTORY

#### 3.1 Introduction

The Capital Asset Inventory for the GDOT Group Transit Asset Management Plan comprises a listing of all rolling stock, equipment and facility assets owned, operated and/or maintained by the plan's participants to support the provision of public transportation. Federal law defines public transportation as “regular, continuing shared-ride surface transportation services that are open to the general public or open to a segment of the general public defined by age, disability, or low income; and does not include-

- Intercity passenger rail transportation;
- Intercity bus service;
- Charter bus service;
- School bus service;
- Sightseeing service;
- Courtesy shuttle service for patrons of one or more specific establishment; or
- Intra-terminal or intra-facility shuttle services (49 U.S.C. §5302 (14)).”

The asset inventory is maintained as a database table in the decision support tool, TERM Lite, which will be later described in Chapter 6.

The sections that follow provide summaries of the count and condition of the different asset types contained in the inventory. A detailed listing of the entire inventory is provided in Appendix A. The inventory of the Rural 5311 subgroup assets is as of December 31, 2017; and for the Urban 5307 systems as of March 31, 2018.

#### 3.2 Overview of Asset Inventory

The combined asset inventory contains 913 assets with a total replacement cost of over \$298 million. This comprises 775 rolling stock assets, 55 equipment assets and 83 facilities that support public transit service. Figure 3.1 shows the percentage breakdown by asset category for the total number of assets and replacement cost (2018 dollars).

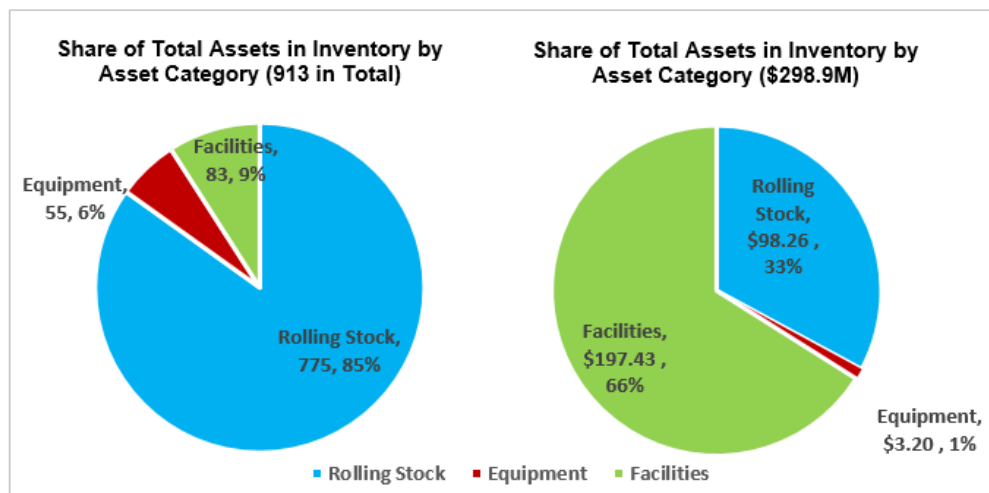


Figure 3.1 Share of Total Assets in Inventory and Share of Replacement Cost by Category (\$2018)

Table 3.1 shows a summary of the combined asset inventory by asset class showing total number, average age, average mileage, average value, number exceeding ULB.

**Table 3.1 Summary of Combined Asset Inventory by FTA Asset Class**

Asset Category/Class	Total Number	Average Age	Average Mileage/ TERM Rating	Average Value (\$2018)	Number Exceeding ULB <sup>2</sup>
<b>Rolling Stock</b>					
BU-Bus	136	7.5	233,707	\$432,044	29
CU-Cutaway bus	593	3.1	82,386	\$55,058	52
MV-Minivan	1	11.0	106,796	\$44,583	1
SB-School bus	33	8.6	78,859	\$192,560	8
VN-Van	12	7.5	97,380	\$37,769	6
<b>Rolling Stock Subtotal</b>	<b>775</b>	<b>4.2</b>	<b>109,477</b>	<b>\$126,787</b>	<b>96</b>
<b>Equipment</b>					
AO - Automobile	18	9.1	54,589	\$23,919	11
Trucks and other Rubber Tire Vehicles	31	8.7	60,404	\$37,220	11
Equip. >\$50,0000	6	11.3	n/a	\$268,600	1
<b>Equipment Subtotal</b>	<b>55</b>	<b>9.1</b>	<b>58,109</b>	<b>\$58,109</b>	<b>23</b>
<b>Facilities</b>					
Administration	62	31.4	4.1	\$2,240,865	2
Maintenance	11	32.8	3.4	\$4,116,795	5
Parking / Parking Facilities	10	32.5	3.8	\$1,321,151	0
<b>Facilities Subtotal</b>	<b>83</b>	<b>31.7</b>	<b>3.9</b>	<b>\$2,378,674</b>	<b>7</b>
<b>Grand Total</b>	<b>913</b>	<b>7.0</b>	<b>-</b>	<b>\$327, 367</b>	<b>126</b>

### 3.3 Rolling Stock

The rolling stock asset category comprises vehicles used in revenue service for public transportation. This includes vehicles used in providing fixed-route and demand-response service including paratransit service. The asset inventory contains 775 vehicles: 192 used in fixed route motorbus service, and 583 used in demand response service.

Additionally, for each rolling stock line item, the following attribute information is maintained

- Record Number
- Vested Title
- Asset Category
- Asset Type
- Make/Model
- Acquisition Year
- Useful Life Benchmark
- Funding Type
- VIN Number
- Mileage
- FY18 Replacement Cost
- Vehicle Length (ft.)

Table 3.2 summarizes the rolling stock assets in the inventory sub-group (rural, small urban and large urban).

<sup>2</sup> For facilities, number below 3.0 TERM rating is used

Table 3.2 Summary of Rolling Stock by Sub-Group

Sub-Group/ Asset Class	Total Number	Average Age	Average ULB	Number Exceeding ULB	Average Mileage	Average Value (\$2018)
<b>Rural (5311)</b>						
CU - Cutaway Bus	510	2.7	7	15	73,061	\$45,802
MV - Minivan	1	11.0	8	1	106,796	\$44,583
VN- Van	8	6.0	8	2	118,003	\$39,387
<b>Rural Subtotal</b>	<b>519</b>	<b>2.8</b>	<b>7</b>	<b>18</b>	<b>73,818</b>	<b>\$45,701</b>
<b>Small Urban (5307)</b>						
BU – Bus (35' – 40')	45	5.2	14	2	153,060	\$529,253
BU - Bus (29' – 30')	41	8.8	12	13	242,004	\$275,075
CU - Cutaway Bus	61	5.7	7	29	153,133	\$107,006
SB - School bus	33	8.6	15	8	78,859	\$192,560
<b>Small Urban Subtotal</b>	<b>180</b>	<b>6.8</b>	<b>12</b>	<b>52</b>	<b>165,731</b>	<b>\$266,535</b>
<b>Large Urban (Augusta and Columbus)</b>						
BU – Bus (35' – 40')	37	7.4	14	6	302,293	\$486,343
BU - Bus (29' – 30')	13	11.3	12	8	292,133	\$436,064
CU - Cutaway Bus	22	5.4	7	8	108,841	\$125,597
VN - Van	4	10.5	8	4	56,136	\$34,532
<b>Large Urban Subtotal</b>	<b>76</b>	<b>7.7</b>	<b>11</b>	<b>26</b>	<b>231,600</b>	<b>\$349,537</b>
<b>Grand Total</b>	<b>775</b>	<b>4.2</b>	<b>8</b>	<b>96</b>	<b>109,477</b>	<b>\$126,787</b>

### 3.4 Equipment

The equipment asset category consists of non-revenue vehicles (service vehicles) and non-vehicle equipment assets with an acquisition value over \$50,000. The asset inventory contains 55 total assets: 49 non-revenue vehicles and six non-vehicle pieces of equipment.

The following attribute data is maintained for equipment assets:

- Vested Title
- Asset Category
- Asset Type
- Make/Model
- Acquisition Year
- Useful Life Benchmark
- Funding Type
- VIN Number
- Mileage
- FY18 Replacement Cost

Table 3.3 summarizes the equipment assets in the inventory by sub-group (rural, small urban and large urban).

Table 3.3 Summary of Equipment Assets by Sub-Group

Equipment	Total Number	Average Age	Average ULB	Number Exceeding ULB	Average Mileage	Average Value
<b>Rural (5311)</b>						
AO - Automobile	1	5.0	8	0	27,632	\$21,436
<b>Rural Subtotal</b>	<b>1</b>	<b>5.0</b>	<b>8</b>	<b>0</b>	<b>27,632</b>	<b>\$21,436</b>
<b>Small Urban (5307)</b>						
AO - Automobile	6	9.0	8	4	66,077	\$22,106

Table 3.4 Summary of Equipment Assets by Sub-Group (Continued)

Equipment	Total Number	Average Age	Average ULB	Number Exceeding ULB	Average Mileage	Average Value
Truck / Rubber Tire Vehicles	24	7.2	10	7	52,595	\$38,090
EQUIP > \$50,000	6	11.3	14	1	n/a	\$268,600
<b>Small Urban Subtotal</b>	<b>36</b>	<b>8.2</b>	<b>11</b>	<b>12</b>	<b>54,724</b>	<b>\$73,845</b>
<b>Large Urban (Augusta and Columbus)</b>						
AO - Automobile	11	9.5	8	7	53,906	\$25,135
Truck / Rubber Tire Vehicles	7	14.0	10	4	78,254	\$34,236
<b>Large Urban Subtotal</b>	<b>18</b>	<b>11.3</b>	<b>8</b>	<b>11</b>	<b>63,375</b>	<b>\$28,674</b>
<b>Grand Total</b>	<b>55</b>	<b>9.0</b>	<b>10</b>	<b>23</b>	<b>57,527</b>	<b>\$ 58,879</b>

### 3.5 Facilities

The asset inventory contains a listing of all facilities that support the provision of public transportation. This includes administrative, maintenance, parking and passenger facilities. Although some facility assets with only incidental transit use are included in the inventory, those assets are excluded in the calculation of the performance measures.

The following attribute information is maintained for each transit facility in the asset inventory:

- Description
- Address
- Asset Category
- Asset Type
- Year Built/Acquisition Year
- Funding Type
- Condition Rating
- FY18 Replacement Cost

The inventory contains a total of 83 facilities: 62 administrative, 11 maintenance and 10 passenger or parking facilities. Table 3.5 shows a summary of the transit facilities by sub-group.

Table 3.5 Summary of Transit Facilities by Sub-Group

Facilities	Total Number	Average Age	Average Condition Rating	Number Below 3.0 TERM Rating	Average Value (\$2018)
<b>Rural (5311)</b>					
Administrative	54	29.1	4.2	1	\$1,601,508
Passenger/Parking	5	37.8	3.9	0	\$319,246
<b>Rural Subtotal</b>	<b>59</b>	<b>31.7</b>	<b>4.1</b>	<b>1</b>	<b>\$1,492,842</b>
<b>Small Urban (5307)</b>					
Administrative	7	47.1	3.8	0	\$7,345,414
Maintenance	8	24.5	3.7	2	\$3,462,712
Passenger/Parking	3	29.3	4.0	0	\$2,147,933
<b>Small Urban Subtotal</b>	<b>18</b>	<b>34.1</b>	<b>3.8</b>	<b>2</b>	<b>\$4,753,522</b>
<b>Large Urban (Augusta and Columbus)</b>					
Administrative	1	47.0	2.0	1	\$1,034,297
Maintenance	3	55.0	2.4	3	\$5,861,017
Passenger/Parking	2	24.0	3.4	0	\$2,585,743
<b>Large Urban Subtotal</b>	<b>6</b>	<b>43.3</b>	<b>2.7</b>	<b>4</b>	<b>\$3,964,805</b>
<b>Grand Total</b>	<b>83</b>	<b>31.7</b>	<b>4.0</b>	<b>7</b>	<b>\$2,378,674</b>

## 4 PERFORMANCE MEASURES AND TARGETS

### 4.1 Introduction

The FTA Final Rule establishes State of Good Repair (SGR) performance measures for capital assets and requires group TAM Plan sponsors to set performance targets for each of these measures. The underlying purpose of the performance measures is to determine to what extent the asset is (or is not) in a state of good repair. The FTA final rule at 625.41 states that “A capital asset is in a state of good repair if it meets the following objective standards—

- a. *the asset is able to perform its desired function;*
- b. *the use of the asset in its current condition does not pose an identified unacceptable safety risk; and*
- c. *the life-cycle investment needs of the asset have been met or recovered, including all scheduled maintenance, rehabilitation, and replacements.”*

As stated in the Final Rule (49 CFR 625.43), SGR performance measures for capital assets are described as follows:

- **Rolling Stock:** The performance measure for rolling stock is the percentage of revenue vehicles within an asset class that have either met or exceeded their Useful Life Benchmark (ULB).
- **Equipment:** (non-revenue) service vehicles. The performance measure for non-revenue, support-service and maintenance vehicle equipment is the percentage of those vehicles that have either met or exceeded their ULB.
- **Facilities:** The performance measure for facilities is the percentage of facilities within an asset class that are rated below condition 3.0 on the Transit Economic Requirements Model (TERM) scale.

Based on the described performance measures, the inventoried assets were assessed for condition. A summary of the asset condition and subsequent performance targets are described in the following section.

### 4.2 Setting Performance Targets

The FTA final rule requires that Performance Targets be set at the State/local level for each asset class included in the TAM Plan. The applicable FTA requirements are summarized below:

- a) General.
  - 1) One or more performance targets must be set for each applicable performance measure.
  - 2) A performance target must be set based on realistic expectations, and both the most recent data available and the financial resources reasonably expected to be available during the TAM Plan horizon period.
- b) Timeline for target setting.
  - 1) By December 31, 2016, initial performance targets were required to be set for the following fiscal year for each asset class included in the TAM plan.
  - 2) At least once every fiscal year after initial targets are set, performance targets must be set for the following fiscal year.
- c) Role of the accountable executive. A provider’s Accountable Executive must approve each annual performance target.
- d) Setting performance targets for group plan participants.
  - 1) A Sponsor must set one or more unified performance targets for each asset class reflected in the group TAM plan.
  - 2) To the extent practicable, a Sponsor must coordinate its unified performance targets with each participant’s Accountable Executive.

- e) Coordination with metropolitan, statewide and non-metropolitan planning processes. To the maximum extent practicable, a provider and Sponsor must coordinate with States and Metropolitan Planning Organizations in the selection of State and Metropolitan Planning Organization performance targets.

#### 4.2.1 FY19 Performance Targets

For the 2019 fiscal year (FY19), GDOT developed performance targets for each asset class based on the assessed performance and condition of the asset inventory in 2018. Table 4.1 provides a summary of the assessed asset performance by asset category and the associated proposed FY19 performance target.

For equipment, the FTA requires targets to be set only for non-revenue or service vehicles. Additionally, for transit facilities, the performance measure used in assessing condition is the percent of facilities with a rating below 3.0 on the TERM scale.

**Table 4.1 Summary of Asset Performance by Asset Class**

Asset Category/Class	Total Number	Useful Life Benchmark (ULB)	Number Exceeding ULB <sup>3</sup> / 3.0 TERM Rating	% Exceeding ULB/ 3.0 TERM Rating	Proposed FY19 Targets
<b>Rolling Stock</b>	<b>775</b>		<b>96</b>	<b>12.4%</b>	
<i>BU-Bus (35' – 40')</i>	82	14 yrs.	8	9.8%	15%
<i>BU-Bus (29' – 30')</i>	54	12 yrs.	21	38.9%	35%
<i>CU-Cutaway bus</i>	593	7 yrs.	52	8.8%	10%
<i>MV-Minivan</i>	1	8 yrs.	1	100.0%	50%
<i>SB-School bus<sup>4</sup></i>	33	15 yrs.	8	24.2%	50%
<i>VN-Van</i>	12	8 yrs.	6	50.0%	50%
<b>Equipment</b>	<b>55</b>		<b>23</b>	<b>42.6%</b>	
<i>AO - Automobile</i>	18	8 yrs.	11	61.1%	55%
<i>Trucks and other Rubber Tire Vehicles</i>	31	10 yrs.	11	35.5%	55%
<i>Equip. &gt;\$50,000<sup>5</sup></i>	6	14 yrs.	n/a	n/a	n/a
<b>Facilities</b>	<b>83</b>		<b>7</b>	<b>8.4%</b>	
<i>Administration</i>	62	n/a	2	3.2%	25%
<i>Maintenance</i>	11	n/a	5	45.5%	25%
<i>Passenger / Parking Facilities</i>	10	n/a	0	0%	10%

#### 4.2.2 Initial Performance Targets

Previously, as required by sec. 525.45(b) of the Final Rule, on December 30, 2016 GDOT set initial performance targets which were in effect through the end of the following fiscal year ending June 30, 2018. These initial targets, and actual performance, are provided in the following Table.

**Table 4.2 Summary of Initial Performance Targets**

Asset Category	Performance Measure	Initial Target FY17	Actual Performance
Rolling Stock – revenue vehicles by mode	Percentage of vehicles met or exceeded Useful Life Benchmark (ULB)	15%	<b>12.4%</b>
Equipment – non-revenue support service and maintenance vehicles	Percentage of vehicles met or exceeded ULB	50%	<b>42.6%</b>
Facilities – maintenance and administrative facilities; passenger stations (buildings); and parking facilities	Percentage of assets with condition rating below 3.0 on FTA TERM scale	40%	<b>8.4%</b>

<sup>3</sup> For facilities, number below 3.0 TERM rating is used

<sup>4</sup> Refers to vehicle type, not type of service operated

<sup>5</sup> For equipment, FTA requires performance targets to only be set for non-revenue or service vehicles.



These targets were also applicable to State Fiscal Year 2018, which began July 1, 2017. For all categories shown, it is better for actual performance, as expressed in percentage terms, to be a lower percentage than targeted, as opposed to being a higher percentage. For example, Targets for vehicles are expressed in terms of percentage of assets that are at or beyond the Useful Life Benchmark (ULB), therefore the ideal situation is for actual performance percentage to be lower than the target percentage. As shown, actual performance for Rolling Stock was slightly better than targeted, while that for Facilities was significantly better. For Equipment, actual performance was slightly better than the target.

## 5 DECISION SUPPORT TOOL

The FTA Transit Economic Requirements Model (TERM Lite) Analysis Tool was used to support decision making in the development of the GDOT Group TAM Plan. The tool runs on a Microsoft Access platform and allows users to evaluate the lifecycle costs of transit assets. This chapter describes the processes followed to run TERM Lite for the asset inventory. Figure 5.1 provides an overview of the main steps followed to run TERM Lite for this plan<sup>6</sup>.

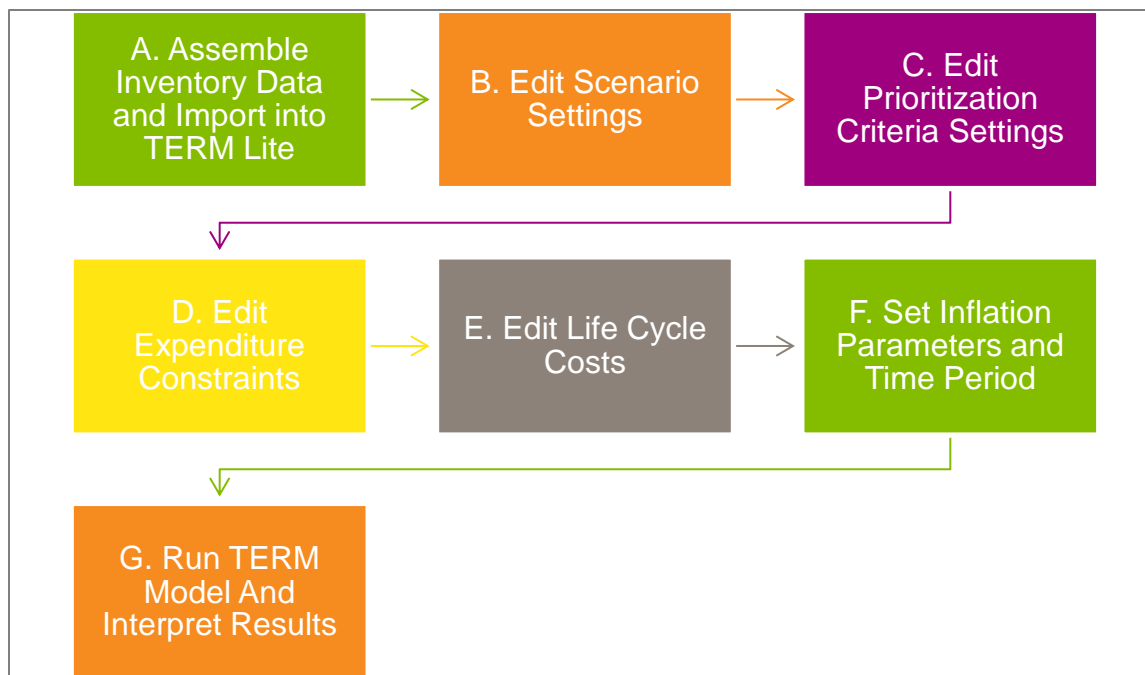


Figure 5.1 Decision Support Tool Process Diagram

### A. Assemble Inventory Data and Import into TERM Lite

The TERM Lite tool is used to perform lifecycle cost analyses on a set of transit assets maintained in an inventory. The GDOT Group TAM Plan Asset Inventory was formatted using the Excel-based Inventory Publisher (available on the FTA website). The inventory publisher is formatted to conform to the TERM Lite data fields and therefore facilitates the data import process.

Additionally, the Inventory Publisher requires that the following mandatory fields are complete for each asset before importing into TERM Lite: Mode, Description, Asset Classification, Quantity, Year Built, Replacement Cost, Cost Year and Priority.

### B. Edit Scenario Settings

TERM Lite is a database model that runs on Microsoft Access, therefore, separate database files need to be maintained for each type of scenario. For each scenario, prioritization settings and the expenditure constraints were edited to replace the default model values.

<sup>6</sup> For detailed guidance on using the FTA TERM Lite tool, refer to the FTA TERM Lite Quick Start Guide available on the FTA website.

## **C. Edit Prioritization Criteria Settings**

The TERM Lite tool allows users to specify weights for five prioritization criteria: asset condition, safety and security, reliability, operation and maintenance cost impact and a user defined criterion. TERM Lite assigns scores for each inventory line item and uses these scores to prioritize asset investments. For the GDOT Group TAM Plan investment prioritization, the only criterion used was asset condition. Asset condition was therefore given a weight of 100%.

## **D. Edit Expenditure Constraints**

The expenditure constraints allow a user to specify how much funding will be available in each analysis year. Two types of funding scenarios were used for each subgroup analysis: unconstrained funding (i.e., \$100 million annual investments) and a constrained/ maintaining current funding (i.e., use of average annual funds estimated from previous years).

## **E. Edit Lifecycle Costs**

The TERM Lite tool allows users to determine the timing and costs associated with each asset type over its lifecycle. Typical costs include replacement, rehabilitation and annual capital maintenance. The timing for each activity is specified as a percentage of useful life for each asset type. The analyses for the GDOT Group TAM Plan considered asset end-of-life replacement costs and mid-life rehabilitation costs for rolling stock.

## **F. Set Inflation Parameters and Time Period**

Two options are provided for setting inflation parameters: base year dollars and year of expenditure dollars. The “base year dollars” option shows expenditure forecasts in the analysis start year dollars, while year of expenditure dollars inflates each forecasted annual expenditure by a user defined inflation rate. All expenditure forecasts were specified in base year dollars using 2018 as the analysis start year.

Lastly, a time period of 20 years was set for the analysis. Although the TAM plan only covers a four-year time period, TERM Lite only runs analyses for 20- or 30-year time horizons.

## **G. Run TERM Model and Interpret Results**

Once all model parameters have been set, the TERM Model can be run and results interpreted to support decision making. The following reports are available in TERM Lite:

- Asset Inventory Record Ages
- Asset Inventory Replacement Value
- Asset Types
- Asset Rehab-Replace Policy
- Current Condition Distribution
- Condition Distribution Forecast
- Expenditures Forecast
- Expenditures Forecast – Asset Level Detail (10 Yr.)
- Over Age Asset Forecast
- Priority Scores: Backlog Investment by Asset Types (Base 100)
- Priority Scores: Summary Scores by Asset Type for Next 10 Years
- SGR Backlog Forecast

The results of the TERM Lite analysis are presented and discussed in the next chapter, Investment Prioritization.

## 6 INVESTMENT PRIORITIZATION

### 6.1 Process Summary

The FTA TAM Rule requires that TAM plans include a prioritized list of investments to improve the state of good repair of their capital assets. For the GDOT Group TAM Plan, asset investments were determined by sub-group due to the different funding types received by the plan participants. Thus, assets were prioritized within each subgroup (i.e., 5311, 5307, or large urban), but not across subgroups. Future funding levels used in the analyses for each subgroup were estimated from the average funding levels of previous years. The Investment Prioritization reflects reasonably anticipated funding from all sources (federal, state and local) over the four-year period. The following estimated annual funding levels were used: \$10.6 million for small urban (5307) agencies, \$5.95 million for rural (5311) agencies, and \$6.9 million for large urban agencies (Augusta and Columbus).

The GDOT Group TAM Plan prioritized assets using the FTA performance measures as indicators of asset condition. Thus, rolling stock and equipment assets were prioritized by age and ULB. Rolling stock and equipment assets that met or exceeded their ULBs in any funding year within the TAM plan horizon (2019 to 2022) were scheduled for replacement in that year using the FTA TERM Lite tool. Facilities were prioritized by the TERM scale condition ratings provided by facility owners. Facility subsystems (e.g., electrical subsystem, shell, substructure, etc.) that received a rating below 3.0 based on visual inspections by facility owners were scheduled for rehabilitation. Each facility subsystem was considered as a separate project and scheduled for investment first by the condition rating, and then by the facility age.

This decision-making process prioritized vehicles above facility rehabilitation projects. This best reflects the needs of the plan participants and sponsor to prioritize passenger safety and service reliability. Based on the inventory and specific composition of the backlog, it was further concluded that prioritizing vehicle replacements and renewals would minimize the total life cycle cost of the inventory. Therefore, in cases where a state-of-good repair backlog was present for rolling stock and equipment, those assets were prioritized above facility projects. However, all facility projects identified were scheduled for implementation within the four-year TAM Plan horizon.

### 6.2 Summary of Proposed Investments

#### 6.2.1 Rural (5311)

The GDOT Group TAM Plan contains 82 rural transit agencies with a total of 579 assets: 519 revenue vehicles, one equipment asset and 59 transit facilities with varying levels of transit use. In Figure 6.1, the pie chart to the left shows the total asset replacement value for all rural agencies by asset category, a total of \$111.81M across all categories. It is worth noting that although the value of the facilities is higher than the other categories, not all facilities have 100% transit utilization. The pie chart to the right shows the total estimated state-of-good-repair need (SGR) need by asset category between 2019 and 2022. Rolling stock renewals over the four-year period will cost \$13.63 million, renewals for equipment will cost \$0.021 million (\$21,436.05), and facility projects will cost \$1.35 million.

Figure 6.2 shows the annual targeted capital asset expenditure for the four-year time period. An average annual available funding amount of \$5.95 million for the Rural 5311 subgroup was assumed for the analysis. The chart shows a relatively new rolling stock fleet, with most renewals scheduled for the later years. All facility projects were therefore scheduled for the first year, 2019.

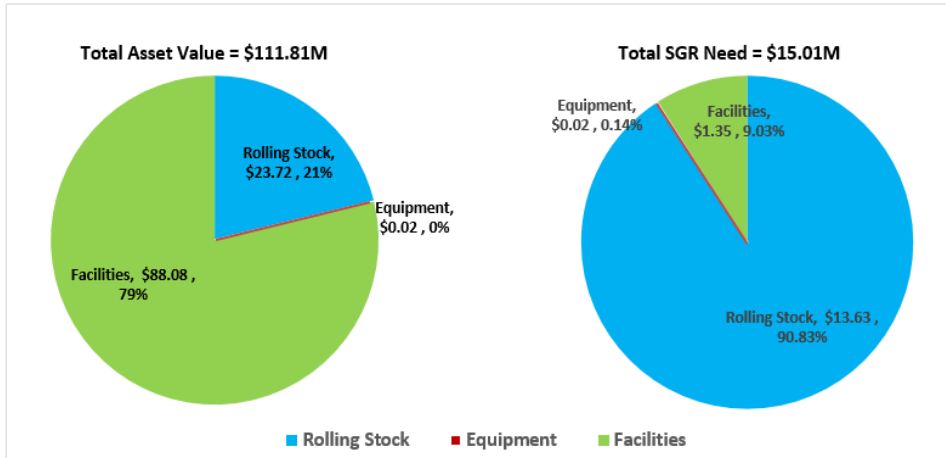


Figure 6.1 Total Asset Value and Total SGR Need (2019 - 2022) for Rural (5311) Assets

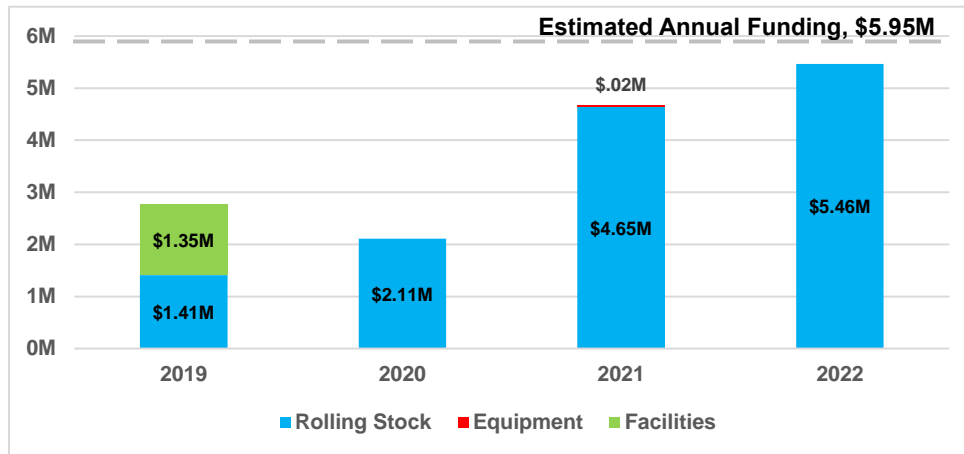


Figure 6.2 Annual Asset Investment Expenditure (2019 to 2022) (\$5.95M/Year), Rural Providers

Figure 6.3 summarizes the proposed rolling stock investments by asset class over the four-year period. Based on the ages and ULBs of the assets, majority of the renewals were scheduled for 2022 with cutaways being the most purchased vehicle type.

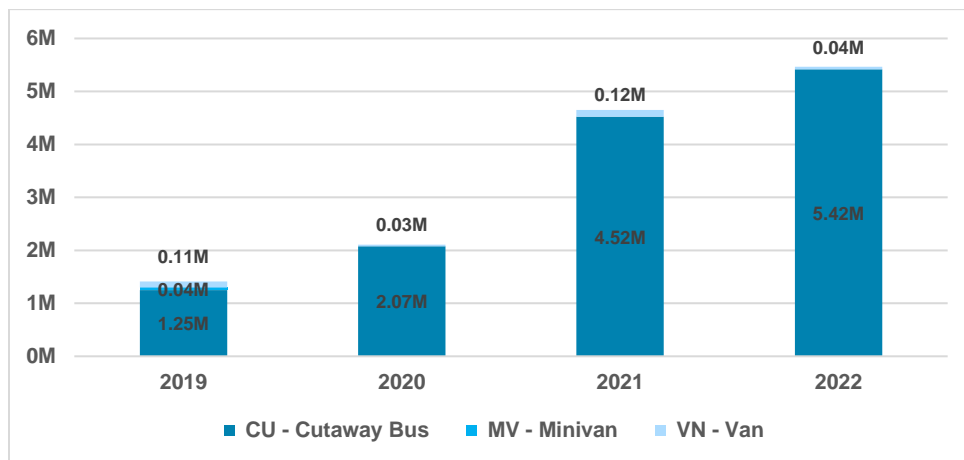


Figure 6.3 Annual Rolling Stock Investments by Asset Class and Year, Rural Providers

### 6.2.2 Small Urban (5307)

The GDOT Group TAM Plan contains eight (8) small urban transit agencies with a total of 234 assets: 180 revenue vehicles, 36 equipment assets and 18 transit facilities with varying levels of transit use. In Figure 6.4, the pie chart to the left shows the asset replacement value of \$136.23 million for small urban agencies by asset category. It is worth noting that although the value of facilities is higher than the other categories, not all facilities have 100 percent transit utilization. The pie chart to the right shows the total estimated SGR need by asset category between 2019 and 2022. Rolling stock renewals over the four-year period will cost \$22.64 million, equipment renewals will cost \$1.95 million, and facility rehabilitation projects will cost \$1.02 million, making a total of \$25.60 million.

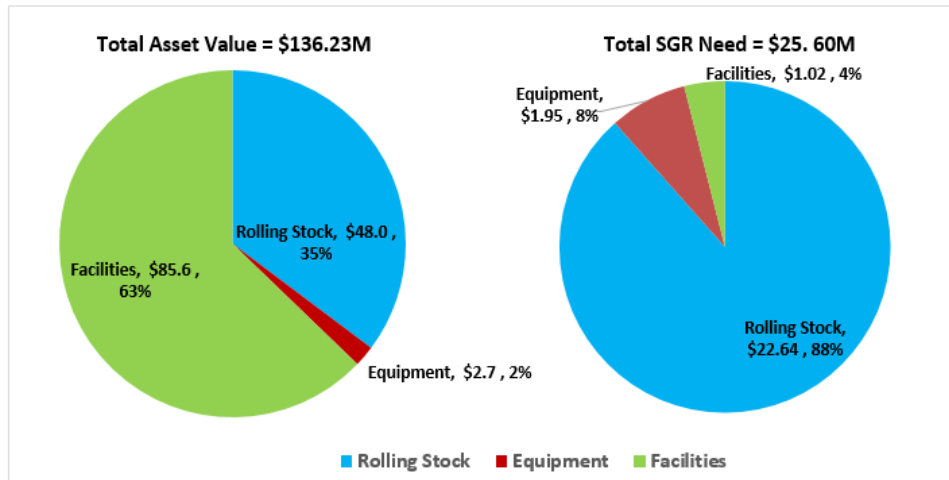


Figure 6.4 Total Asset Value and Total SGR Need (2019 - 2022) for Small Urban (5307) Assets

Figure 6.5 shows the expected asset investment expenditure from 2019 to 2022 for rolling stock, equipment and facility projects. For purposes of this analysis an average annual funding level of \$10.6 million is assumed to be available for small urban transit providers' capital investments. Hence, expenditure in 2019 is constrained and capped at \$10.6 million, which is consumed entirely by the existing backlog of \$11.68 million. The remaining backlog and asset renewals result in a 2020 expenditure of \$6.15 million. A total of \$13.72 million of asset backlog is cleared within the first two years (\$10.6 million in 2019 and \$2.04 million in 2020).

In the second year, backlog consist of assets already in the backlog queue and those that enter the queue in 2020. Total expenditure in 2021 and 2022 are \$4.74 million and \$4.11 million respectively. Projections for all three years (2020-2022) following the first year's funding estimate should be adequate to meet asset re-investment needs.

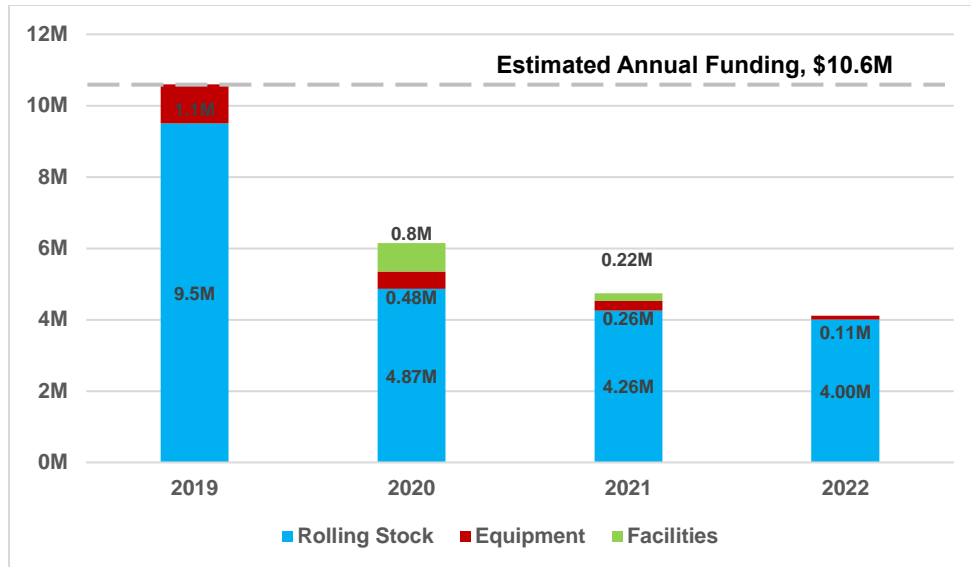


Figure 6.5 Asset Expenditure 2019 to 2022 (\$10.6 M Annual Funding), Small Urban 5307 Providers Subgroup

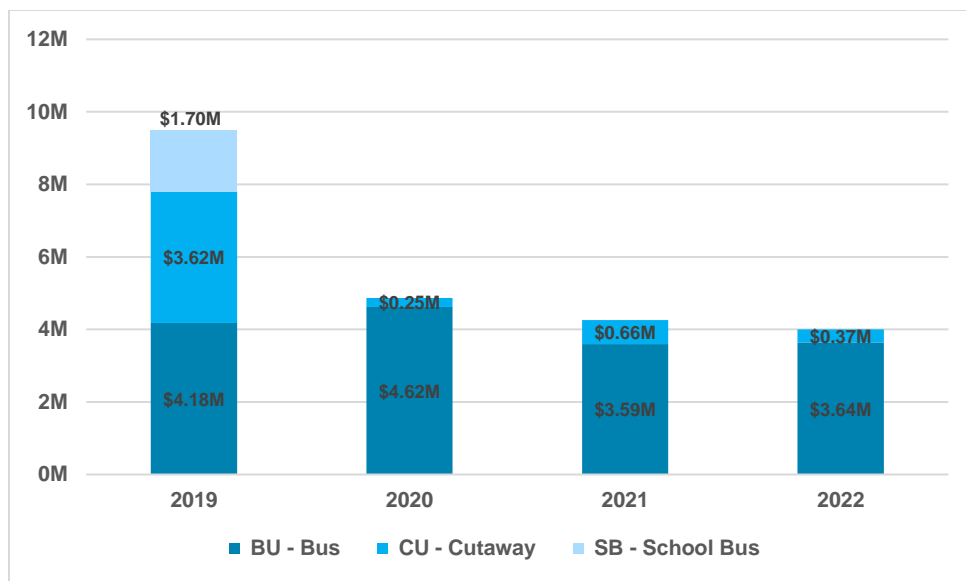


Figure 6.6 Rolling Stock Investments by Asset Class and Year, Small Urban 5307 Providers Subgroup

### 6.2.3 Large Urban (5307)

There are two 5307 large urban area transit providers participating in the GDOT Group TAM Plan: Augusta-Richmond County and Columbus METRA. The two agencies have a total of 100 assets: 76 revenue vehicles, 18 equipment assets (non-revenue vehicles) and six facilities. Figure 6.7 shows the asset replacement value for all assets by asset category, a total of \$50.77 million across all categories, and the total SGR need for 2019 and 2022.

Rolling stock renewals over the four-year period will cost \$13.48 million, renewals for equipment will cost \$0.50 million, and facility projects will cost \$8.47 million.

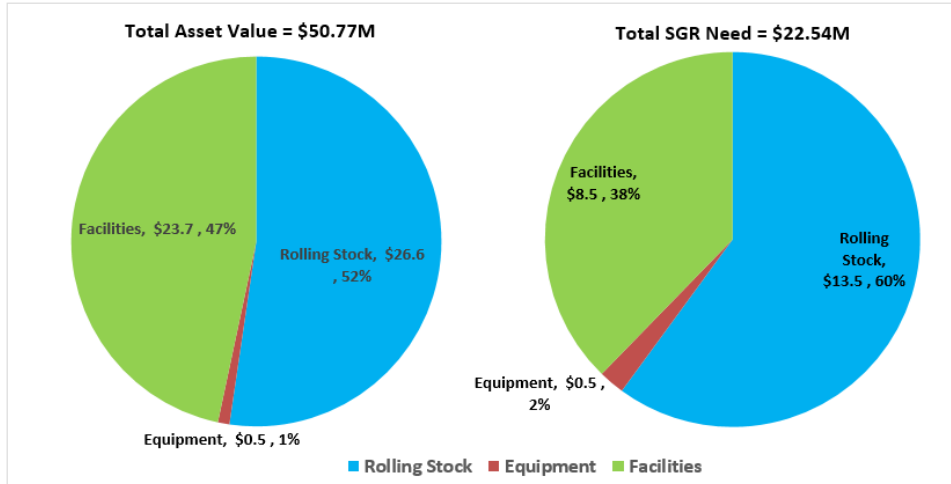


Figure 6.7 Total Asset Value and Total SGR Need (2019 - 2022) for Large Urban Assets

Figure 6.8 shows the annual capital asset expenditure for the four-year time period. An average annual funding of \$6.9 million was assumed for the analysis. As a result, funding for the first two years address the \$8.40 million current investment backlog. This backlog is cleared by the end of 2019, thereby allowing the surplus funds to be assigned to facility projects. Investment year 2021 shows the least cost for vehicle renewals and therefore has majority of the facility rehabilitation projects scheduled in that year. Figure 6.9 summarizes the rolling stock investments by year and asset class.

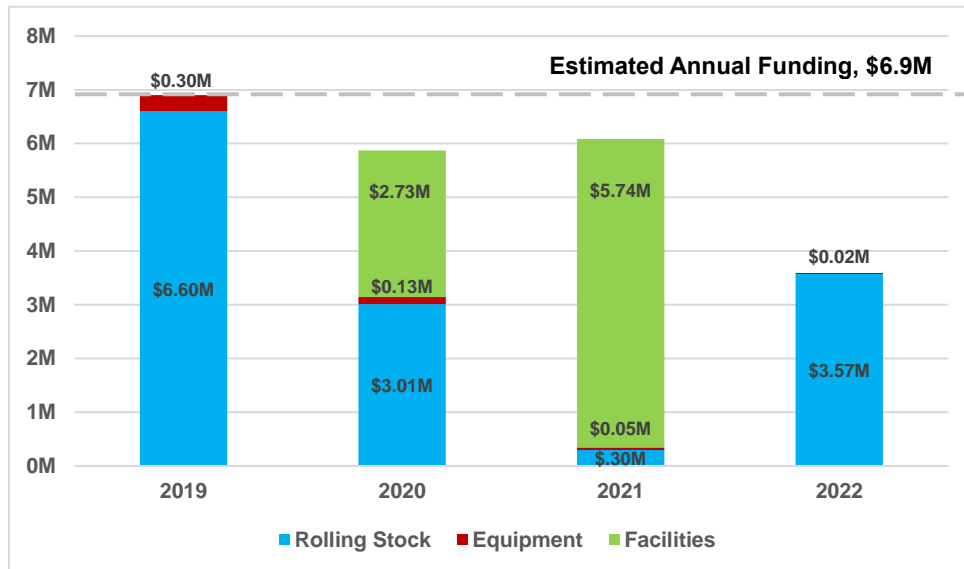


Figure 6.8 Asset Investment Expenditure from 2019 to 2022 (\$6.9M Annual Funding), Large Urban



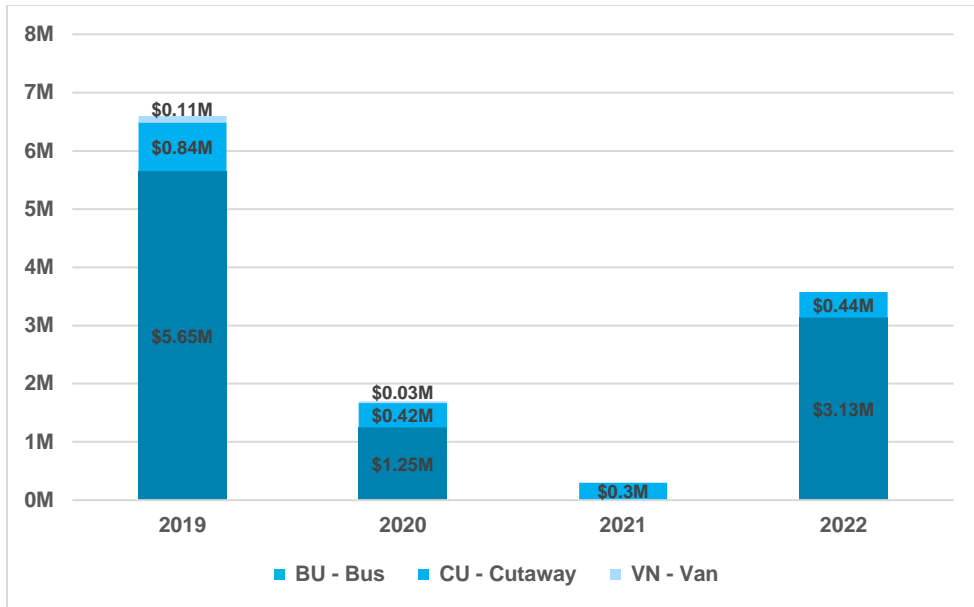


Figure 6.9 Revenue Vehicle Investments by Class and Year - Large Urban

# APPENDICES

**Appendix A Asset Register**  
**A.1 Revenue Vehicles**

**Appendix A.1 Revenue Vehicles**

Record	Agency	Asset Category	Asset Class	Make/Model	Acquisition Year	ULB (Yrs)	Funding Type	VIN Number	Mileage	Vehicle Length (ft)	Replacement Cost (2018\$)
1	Augusta-Richmond	Rolling Stock	CU - Cutaway Bus	FORD SHUTTLE VAN	2014	7	Rural (5311)	1FDEE3FS3EDB10327	95,848	22	\$ 41,051
2	Augusta-Richmond	Rolling Stock	CU - Cutaway Bus	FORD/STARTRANS SHUTTLE VAN WITH LIFT	2017	7	Rural (5311)	1FDEE3FS8HDC35506	31,370	22	\$ 46,546
3	Augusta-Richmond	Rolling Stock	CU - Cutaway Bus	FORD/STARTRANS SHUTTLE VAN WITH LIFT	2017	7	Rural (5311)	1FDEE3FSXHDC35507	27,788	22	\$ 46,546
4	Augusta-Richmond	Rolling Stock	CU - Cutaway Bus	FORD/STARTRANS SHUTTLE VAN WITH LIFT	2017	7	Rural (5311)	1FDEE3FS1HDC35508	29,178	22	\$ 46,546
5	Augusta-Richmond	Rolling Stock	CU - Cutaway Bus	FORD/STARTRANS SHUTTLE VAN WITH LIFT	2017	7	Rural (5311)	1FDEE3FS7HDC37876	23,324	22	\$ 46,546
6	Augusta-Richmond	Rolling Stock	CU - Cutaway Bus	FORD/STARTRANS SHUTTLE VAN WITH LIFT	2017	7	Rural (5311)	1FDEE3FS5HDC38136	21,700	22	\$ 46,546
7	Bacon	Rolling Stock	CU - Cutaway Bus	FORD/GOSHEN SHUTTLE VAN WITH LIFT	2013	7	Rural (5311)	1FDEE3FS3DDB36635	86,268	22	\$ 46,712
8	Bacon	Rolling Stock	CU - Cutaway Bus	FORD/STARTRANS SHUTTLE VAN WITH LIFT	2017	7	Rural (5311)	1FDEE3FS6HDC35486	22,956	22	\$ 46,546
9	Baldwin	Rolling Stock	CU - Cutaway Bus	FORD/STARTRANS SHUTTLE VAN WITH LIFT	2017	7	Rural (5311)	1FDEE3FS5HDC35513	22,241	22	\$ 46,546
10	Baldwin	Rolling Stock	CU - Cutaway Bus	FORD/STARTRANS SHUTTLE VAN WITH LIFT	2017	7	Rural (5311)	1FDEE3FS1HDC37873	18,120	22	\$ 46,546
11	Banks	Rolling Stock	CU - Cutaway Bus	FORD/GOSHEN SHUTTLE VAN WITH LIFT	2014	7	Rural (5311)	1FDEE3FS6EDA23747	130,940	22	\$ 45,264
12	Banks	Rolling Stock	CU - Cutaway Bus	FORD/GOSHEN SHUTTLE VAN WITH LIFT	2015	7	Rural (5311)	1FDEE3FS9GDC05283	58,129	22	\$ 43,752
13	Bartow	Rolling Stock	CU - Cutaway Bus	FORD/GOSHEN SHUTTLE VAN	2014	7	Rural (5311)	1FDEE3FS5FDA07217	105,192	22	\$ 41,072
14	Bartow	Rolling Stock	CU - Cutaway Bus	FORD/GOSHEN SHUTTLE VAN	2015	7	Rural (5311)	1FDEE3FS7GDC03340	43,489	22	\$ 39,710
15	Bartow	Rolling Stock	CU - Cutaway Bus	FORD/GOSHEN SHUTTLE VAN	2014	7	Rural (5311)	1FDEE3FS1EDA23753	126,641	22	\$ 41,083
16	Bartow	Rolling Stock	CU - Cutaway Bus	FORD/GOSHEN SHUTTLE VAN	2015	7	Rural (5311)	1FDEE3FS0GDC03373	48,523	22	\$ 39,710
17	Bartow	Rolling Stock	CU - Cutaway Bus	FORD/GOSHEN SHUTTLE VAN WITH LIFT	2013	7	Rural (5311)	1FDEE3FS6DDB31204	132,690	22	\$ 46,738
18	Bartow	Rolling Stock	CU - Cutaway Bus	FORD/GOSHEN SHUTTLE VAN WITH LIFT	2013	7	Rural (5311)	1FDEE3FS8DDB31205	138,550	22	\$ 46,738
19	Bartow	Rolling Stock	CU - Cutaway Bus	FORD/GOSHEN SHUTTLE VAN WITH LIFT	2015	7	Rural (5311)	1FDEE3FS4GDC03375	61,372	22	\$ 43,679
20	Bartow	Rolling Stock	CU - Cutaway Bus	FORD/GOSHEN SHUTTLE VAN WITH LIFT	2015	7	Rural (5311)	1FDEE3FS6GDC03345	65,549	22	\$ 43,679
21	Bartow	Rolling Stock	CU - Cutaway Bus	FORD/STARTRANS SHUTTLE VAN WITH LIFT	2017	7	Rural (5311)	1FDEE3FS2HDC35470	18,972	22	\$ 46,546
22	Ben Hill	Rolling Stock	CU - Cutaway Bus	FORD/GOSHEN SHUTTLE VAN WITH LIFT	2015	7	Rural (5311)	1FDEE3FS6GDC11008	84,045	22	\$ 43,243
23	Ben Hill	Rolling Stock	CU - Cutaway Bus	FORD/GOSHEN SHUTTLE VAN WITH LIFT	2015	7	Rural (5311)	1FDEE3FS8GDC11009	78,634	22	\$ 43,243
24	Ben Hill	Rolling Stock	CU - Cutaway Bus	FORD/GOSHEN SHUTTLE VAN WITH LIFT	2015	7	Rural (5311)	1FDEE3FS4GDC11010	76,458	22	\$ 43,243
25	Ben Hill	Rolling Stock	CU - Cutaway Bus	FORD/STARTRANS SHUTTLE VAN WITH LIFT	2017	7	Rural (5311)	1FDEE3FS5HDC35463	34,335	22	\$ 46,546
26	Ben Hill	Rolling Stock	CU - Cutaway Bus	FORD/STARTRANS SHUTTLE VAN WITH LIFT	2017	7	Rural (5311)	1FDEE3FSXHDC35474	27,605	22	\$ 46,546
27	Ben Hill	Rolling Stock	CU - Cutaway Bus	FORD/STARTRANS SHUTTLE VAN WITH LIFT	2017	7	Rural (5311)	1FDEE3FS9HDC35479	34,521	22	\$ 46,546
28	Berrien	Rolling Stock	CU - Cutaway Bus	FORD/GOSHEN SHUTTLE VAN WITH LIFT	2015	7	Rural (5311)	1FDEE3FS6GDC03376	108,488	22	\$ 43,818
29	Berrien	Rolling Stock	CU - Cutaway Bus	FORD/STARTRANS SHUTTLE VAN WITH LIFT	2017	7	Rural (5311)	1FDEE3FS7HDC38137	35,930	22	\$ 46,546
30	Bleckley	Rolling Stock	CU - Cutaway Bus	FORD/GOSHEN SHUTTLE VAN WITH LIFT	2015	7	Rural (5311)	1FDEE3FS3GDC12472	50,079	22	\$ 43,648
31	Bleckley	Rolling Stock	CU - Cutaway Bus	FORD/GOSHEN SHUTTLE VAN WITH LIFT	2015	7	Rural (5311)	1FDEE3FS2GDC15377	42,827	22	\$ 43,648
32	Bleckley	Rolling Stock	VN - Van	FORD STANDARD VAN	2012	8	Rural (5311)	1FBSS3BL2CDB01697	67,426	20	\$ 33,194
33	Brantley	Rolling Stock	CU - Cutaway Bus	FORD/GOSHEN SHUTTLE VAN WITH LIFT	2015	7	Rural (5311)	1FDEE3FS5GDC23411	88,391	22	\$ 42,645
34	Brooks	Rolling Stock	CU - Cutaway Bus	FORD/GOSHEN SHUTTLE VAN WITH LIFT	2015	7	Rural (5311)	1FDEE3FS2GDC03343	108,310	22	\$ 43,581
35	Brooks	Rolling Stock	CU - Cutaway Bus	FORD/GOSHEN SHUTTLE VAN WITH LIFT	2014	7	Rural (5311)	1FDEE3FS9FDA09682	169,209	22	\$ 45,076
36	Brooks	Rolling Stock	CU - Cutaway Bus	FORD/GOSHEN SHUTTLE VAN WITH LIFT	2014	7	Rural (5311)	1FDEE3FS0FDA09683	122,613	22	\$ 45,076
37	Brooks	Rolling Stock	CU - Cutaway Bus	FORD/GOSHEN SHUTTLE VAN WITH LIFT	2014	7	Rural (5311)	1FDEE3FS2FDA09684	148,988	22	\$ 45,076
38	Burke	Rolling Stock	CU - Cutaway Bus	FORD/GOSHEN SHUTTLE BUS WITH LIFT	2014	7	Rural (5311)	1FDDE4FSXEDA88353	132,549	24	\$ 50,359
39	Burke	Rolling Stock	CU - Cutaway Bus	FORD/GOSHEN SHUTTLE BUS WITH LIFT	2015	7	Rural (5311)	1FDDE4FS3GDC23417	47,350	24	\$ 48,689
40	Burke	Rolling Stock	CU - Cutaway Bus	FORD/GOSHEN SHUTTLE VAN WITH LIFT	2013	7	Rural (5311)	1FDEE3FS6DDB12734	89,794	22	\$ 46,598

Appendix A.1 Revenue Vehicles (Continued)

Record	Agency	Asset Category	Asset Class	Make/Model	Acquisition Year	ULB (Yrs)	Funding Type	VIN Number	Mileage	Vehicle Length (ft)	Replacement Cost (2018\$)
41	Burke	Rolling Stock	CU - Cutaway Bus	FORD/GOSHEN SHUTTLE VAN WITH LIFT	2015	7	Rural (5311)	1FDEE3FS3GDC23410	51,309	22	\$ 43,548
42	Burke	Rolling Stock	CU - Cutaway Bus	FORD/STARTRANS SHUTTLE VAN	2017	7	Rural (5311)	1FDEE3FS4HDC61018	3,865	22	\$ 42,775
43	Burke	Rolling Stock	CU - Cutaway Bus	FORD/STARTRANS SHUTTLE VAN WITH LIFT	2017	7	Rural (5311)	1FDEE3FS8HDC61023	10,244	22	\$ 46,546
44	Burke	Rolling Stock	CU - Cutaway Bus	FORD/STARTRANS SHUTTLE VAN WITH LIFT	2017	7	Rural (5311)	1FDEE3FS8HDC61006	6,148	22	\$ 46,546
45	Burke	Rolling Stock	CU - Cutaway Bus	FORD/STARTRANS SHUTTLE VAN WITH LIFT	2017	7	Rural (5311)	1FDEE3FS6HDC61019	3,978	22	\$ 46,546
46	Butts	Rolling Stock	CU - Cutaway Bus	FORD/STARTRANS SHUTTLE VAN WITH LIFT	2017	7	Rural (5311)	1FDEE3FS1HDC35511	27,904	22	\$ 46,546
47	Catoosa	Rolling Stock	CU - Cutaway Bus	FORD/GOSHEN SHUTTLE BUS WITH LIFT	2014	7	Rural (5311)	1FDDE4FS2EDA23772	95,459	24	\$ 50,576
48	Catoosa	Rolling Stock	CU - Cutaway Bus	FORD/GOSHEN SHUTTLE BUS WITH LIFT	2014	7	Rural (5311)	2FDDE4FS4EDA23773	83,459	24	\$ 50,576
49	Catoosa	Rolling Stock	CU - Cutaway Bus	FORD/GOSHEN SHUTTLE BUS WITH LIFT	2015	7	Rural (5311)	1FDDE4FS2FDA37656	58,685	24	\$ 48,888
50	Catoosa	Rolling Stock	CU - Cutaway Bus	FORD/GOSHEN SHUTTLE VAN WITH LIFT	2015	7	Rural (5311)	1FDEE3FS6GDC11011	46,662	22	\$ 43,747
51	Catoosa	Rolling Stock	CU - Cutaway Bus	FORD/GOSHEN SHUTTLE VAN WITH LIFT	2015	7	Rural (5311)	1FDEE3FS2GDC11426	47,842	22	\$ 43,747
52	Catoosa	Rolling Stock	CU - Cutaway Bus	FORD/STARTRANS SHUTTLE VAN WITH LIFT	2017	7	Rural (5311)	1FDEE3FS3HDC35459	11,012	22	\$ 46,546
53	Catoosa	Rolling Stock	CU - Cutaway Bus	FORD/STARTRANS SHUTTLE VAN WITH LIFT	2017	7	Rural (5311)	1FDEE3FSXHDC35460	12,422	22	\$ 46,546
54	Catoosa	Rolling Stock	CU - Cutaway Bus	FORD/STARTRANS SHUTTLE VAN WITH LIFT	2017	7	Rural (5311)	1FDEE3FS9HDC38138	8,774	22	\$ 46,546
55	Catoosa	Rolling Stock	CU - Cutaway Bus	FORD/STARTRANS SHUTTLE VAN WITH LIFT	2017	7	Rural (5311)	1FDEE3FS7HDC38140	14,049	22	\$ 46,546
56	Chattooga	Rolling Stock	CU - Cutaway Bus	FORD/GOSHEN SHUTTLE VAN	2013	7	Rural (5311)	1FDEE3FS0DDB30839	118,119	22	\$ 42,495
57	Chattooga	Rolling Stock	CU - Cutaway Bus	FORD/GOSHEN SHUTTLE VAN WITH LIFT	2010	7	Rural (5311)	1FDEE3FS2BDA04995	223,725	22	\$ 51,716
58	Chattooga	Rolling Stock	CU - Cutaway Bus	FORD/GOSHEN SHUTTLE VAN WITH LIFT	2013	7	Rural (5311)	1FDEE3FS0DDA30966	124,951	22	\$ 46,740
59	Chattooga	Rolling Stock	CU - Cutaway Bus	FORD/STARTRANS SHUTTLE VAN WITH LIFT	2017	7	Rural (5311)	1FDEE3FS3HDC37874	17,801	22	\$ 46,546
60	Cherokee	Rolling Stock	CU - Cutaway Bus	FORD/GOSHEN SHUTTLE BUS WITH LIFT	2010	7	Rural (5311)	1FDDE4FS2BDA02643	186,889	24	\$ 56,575
61	Cherokee	Rolling Stock	CU - Cutaway Bus	FORD/GOSHEN SHUTTLE BUS WITH LIFT	2010	7	Rural (5311)	1FDDE4FS4BDA02644	202,480	24	\$ 56,575
62	Cherokee	Rolling Stock	CU - Cutaway Bus	FORD/GOSHEN SHUTTLE BUS WITH LIFT	2010	7	Rural (5311)	1FDDE4FS6BDA02645	185,314	24	\$ 56,575
63	Cherokee	Rolling Stock	CU - Cutaway Bus	FORD/GOSHEN SHUTTLE BUS WITH LIFT	2010	7	Rural (5311)	1FDDE4FS8BDA02646	203,132	24	\$ 56,575
64	Cherokee	Rolling Stock	CU - Cutaway Bus	FORD/GOSHEN SHUTTLE BUS WITH LIFT	2013	7	Rural (5311)	1FDDE4FS8DDB28962	118,447	24	\$ 52,072
65	Cherokee	Rolling Stock	CU - Cutaway Bus	FORD/GOSHEN SHUTTLE BUS WITH LIFT	2013	7	Rural (5311)	1FDDE4FS1DDB30844	117,341	24	\$ 52,072
66	Cherokee	Rolling Stock	CU - Cutaway Bus	FORD/GOSHEN SHUTTLE BUS WITH LIFT	2013	7	Rural (5311)	1FDDE4FS1DDB36661	121,359	24	\$ 52,072
67	Cherokee	Rolling Stock	CU - Cutaway Bus	FORD/GOSHEN SHUTTLE BUS WITH LIFT	2013	7	Rural (5311)	1FDDE4FS8DDB30842	149,655	24	\$ 52,072
68	Cherokee	Rolling Stock	CU - Cutaway Bus	FORD/GOSHEN SHUTTLE VAN WITH LIFT	2013	7	Rural (5311)	1FDEE3FS1DDB36634	105,422	22	\$ 42,326
69	Cherokee	Rolling Stock	CU - Cutaway Bus	FORD/GOSHEN SHUTTLE VAN WITH LIFT	2013	7	Rural (5311)	1FDEE3FS9EDA13357	71,830	22	\$ 46,572
70	Cherokee	Rolling Stock	CU - Cutaway Bus	FORD/STARTRANS SHUTTLE BUS WITH LIFT	2017	7	Rural (5311)	1FDDE4FS4HDC32452	105,422	24	\$ 50,627
71	Cherokee	Rolling Stock	CU - Cutaway Bus	FORD/STARTRANS SHUTTLE BUS WITH LIFT	2017	7	Rural (5311)	1FDDE4FS5HDC32458	18,844	24	\$ 50,627
72	City of Americus	Rolling Stock	CU - Cutaway Bus	FORD/GOSHEN SHUTTLE VAN WITH LIFT	2012	7	Rural (5311)	1FDEE3FS2CDA92867	97,616	22	\$ 49,124
73	City of Americus	Rolling Stock	CU - Cutaway Bus	FORD/STARTRANS SHUTTLE VAN WITH LIFT	2017	7	Rural (5311)	1FDEE3FS3HDC61009	7,810	22	\$ 46,546
74	City of Americus	Rolling Stock	CU - Cutaway Bus	FORD/STARTRANS SHUTTLE VAN WITH LIFT	2017	7	Rural (5311)	1FDEE3FS0HDC61016	8,547	22	\$ 42,775
75	City of Cedartown	Rolling Stock	CU - Cutaway Bus	FORD/STARTRANS SHUTTLE VAN WITH LIFT	2017	7	Rural (5311)	1FDEE3FS0HDC38189	12,322	22	\$ 46,546
76	Clay	Rolling Stock	CU - Cutaway Bus	FORD/GOSHEN SHUTTLE VAN WITH LIFT	2015	7	Rural (5311)	1FDEE3FS5GDC05281	111,248	22	\$ 43,621
77	Clay	Rolling Stock	CU - Cutaway Bus	FORD/STARTRANS SHUTTLE BUS WITH LIFT	2017	7	Rural (5311)	1FDDE4FS0HDC43111	20,709	24	\$ 50,927
78	Clay	Rolling Stock	CU - Cutaway Bus	FORD/STARTRANS SHUTTLE VAN WITH LIFT	2017	7	Rural (5311)	1FDEE3FSXHDC32056	45,588	22	\$ 46,546
79	Clay	Rolling Stock	CU - Cutaway Bus	FORD/STARTRANS SHUTTLE VAN WITH LIFT	2017	7	Rural (5311)	1FDEE3FS1HDC32057	49,122	22	\$ 46,546
80	Coastal Regional Commission	Rolling Stock	CU - Cutaway Bus	FORD/GOSHEN SHUTTLE VAN LIFT	2014	7	Rural (5311)	1FDEE3FS2EDA46443	155,479	22	\$ 44,119
81	Coastal Regional Commission	Rolling Stock	CU - Cutaway Bus	FORD/GOSHEN SHUTTLE VAN LIFT	2014	7	Rural (5311)	1FDEE3FS8EDA46446	143,572	22	\$ 44,119
82	Coastal Regional Commission	Rolling Stock	CU - Cutaway Bus	FORD/GOSHEN SHUTTLE VAN WITH LIFT	2014	7	Rural (5311)	1FDEE3FS3EDA17114	119,692	22	\$ 44,119

Appendix A.1 Revenue Vehicles (Continued)

Record	Agency	Asset Category	Asset Class	Make/Model	Acquisition Year	ULB (Yrs)	Funding Type	VIN Number	Mileage	Vehicle Length (ft)	Replacement Cost (2018\$)
83	Coastal Regional Commission	Rolling Stock	CU - Cutaway Bus	FORD/GOSHEN SHUTTLE VAN WITH LIFT	2014	7	Rural (5311)	1FDEE3FS7EDA13356	176,910	22	\$ 44,119
84	Coastal Regional Commission	Rolling Stock	CU - Cutaway Bus	FORD/GOSHEN SHUTTLE VAN WITH LIFT	2014	7	Rural (5311)	1FDEE3FS5EDA17115	159,794	22	\$ 44,119
85	Coastal Regional Commission	Rolling Stock	CU - Cutaway Bus	FORD/GOSHEN SHUTTLE VAN WITH LIFT	2014	7	Rural (5311)	1FDEE3FS7EDA18282	147,658	22	\$ 44,119
86	Coastal Regional Commission	Rolling Stock	CU - Cutaway Bus	FORD/GOSHEN SHUTTLE VAN WITH LIFT	2014	7	Rural (5311)	1FDEE3FS5EDA18281	199,549	22	\$ 44,119
87	Coastal Regional Commission	Rolling Stock	CU - Cutaway Bus	FORD/GOSHEN SHUTTLE VAN WITH LIFT	2014	7	Rural (5311)	1FDEE3FS1EDA26751	134,060	22	\$ 44,119
88	Coastal Regional Commission	Rolling Stock	CU - Cutaway Bus	FORD/GOSHEN SHUTTLE VAN WITH LIFT	2014	7	Rural (5311)	1FDEE3FS3EDA26752	165,512	22	\$ 44,119
89	Coastal Regional Commission	Rolling Stock	CU - Cutaway Bus	FORD/GOSHEN SHUTTLE VAN WITH LIFT	2014	7	Rural (5311)	1FDEE3FS5EDA26753	131,157	22	\$ 44,119
90	Coastal Regional Commission	Rolling Stock	CU - Cutaway Bus	FORD/GOSHEN SHUTTLE VAN WITH LIFT	2014	7	Rural (5311)	1FDEE3FS1EDA34087	135,619	22	\$ 44,119
91	Coastal Regional Commission	Rolling Stock	CU - Cutaway Bus	FORD/GOSHEN SHUTTLE VAN WITH LIFT	2014	7	Rural (5311)	1FDEE3FS3EDA34088	137,131	22	\$ 44,119
92	Coastal Regional Commission	Rolling Stock	CU - Cutaway Bus	FORD/GOSHEN SHUTTLE VAN WITH LIFT	2014	7	Rural (5311)	1FDEE3FS5EDA34089	127,827	22	\$ 44,119
93	Coastal Regional Commission	Rolling Stock	CU - Cutaway Bus	FORD/GOSHEN SHUTTLE VAN WITH LIFT	2014	7	Rural (5311)	1FDEE3FS4EDA46444	134,147	22	\$ 44,119
94	Coastal Regional Commission	Rolling Stock	CU - Cutaway Bus	FORD/GOSHEN SHUTTLE VAN WITH LIFT	2014	7	Rural (5311)	1FDEE3FS6EDA46445	125,245	22	\$ 44,119
95	Coastal Regional Commission	Rolling Stock	CU - Cutaway Bus	FORD/GOSHEN SHUTTLE VAN WITH LIFT	2014	7	Rural (5311)	1FDEE3FS8EDA88325	143,277	22	\$ 44,108
96	Coastal Regional Commission	Rolling Stock	CU - Cutaway Bus	FORD/GOSHEN SHUTTLE VAN WITH LIFT	2014	7	Rural (5311)	1FDEE3FS5EDA99153	133,068	22	\$ 44,108
97	Coastal Regional Commission	Rolling Stock	CU - Cutaway Bus	FORD/GOSHEN SHUTTLE VAN WITH LIFT	2014	7	Rural (5311)	1FDEE3FS7EDA99154	152,090	22	\$ 44,108
98	Coastal Regional Commission	Rolling Stock	CU - Cutaway Bus	FORD/GOSHEN SHUTTLE VAN WITH LIFT	2014	7	Rural (5311)	1FDEE3FS6EDB17711	153,275	22	\$ 44,108
99	Coastal Regional Commission	Rolling Stock	CU - Cutaway Bus	FORD/GOSHEN SHUTTLE VAN WITH LIFT	2014	7	Rural (5311)	1FDEE3FSXEDB17713	99,219	22	\$ 44,108
100	Coastal Regional Commission	Rolling Stock	CU - Cutaway Bus	FORD/GOSHEN SHUTTLE VAN WITH LIFT	2014	7	Rural (5311)	1FDEE3FS3EDB17715	144,663	22	\$ 44,108
101	Coastal Regional Commission	Rolling Stock	CU - Cutaway Bus	FORD/GOSHEN SHUTTLE VAN WITH LIFT	2014	7	Rural (5311)	1FDEE3FS5EDB17716	116,135	22	\$ 44,108
102	Coastal Regional Commission	Rolling Stock	CU - Cutaway Bus	FORD/GOSHEN SHUTTLE VAN WITH LIFT	2014	7	Rural (5311)	1FDEE3FS7EDB17717	70,978	22	\$ 44,108
103	Coastal Regional Commission	Rolling Stock	CU - Cutaway Bus	FORD/GOSHEN SHUTTLE VAN WITH LIFT	2014	7	Rural (5311)	1FDEE3FS9EDB17718	85,976	22	\$ 44,108
104	Coastal Regional Commission	Rolling Stock	CU - Cutaway Bus	FORD/GOSHEN SHUTTLE VAN WITH LIFT	2014	7	Rural (5311)	1FDEE3FS2EDB10318	114,201	22	\$ 44,108
105	Coastal Regional Commission	Rolling Stock	CU - Cutaway Bus	FORD/GOSHEN SHUTTLE VAN WITH LIFT	2014	7	Rural (5311)	1FDEE3FS4EDB10319	162,304	22	\$ 44,108
106	Coastal Regional Commission	Rolling Stock	CU - Cutaway Bus	FORD/GOSHEN SHUTTLE VAN WITH LIFT	2014	7	Rural (5311)	1FDEE3FS0EDB10320	112,753	22	\$ 44,108
107	Coastal Regional Commission	Rolling Stock	CU - Cutaway Bus	FORD/GOSHEN SHUTTLE VAN WITH LIFT	2014	7	Rural (5311)	1FDEE3FS2EDB10321	124,506	22	\$ 44,108
108	Coastal Regional Commission	Rolling Stock	CU - Cutaway Bus	FORD/GOSHEN SHUTTLE VAN WITH LIFT	2014	7	Rural (5311)	1FDEE3FS0EDB17719	108,296	22	\$ 44,108
109	Coastal Regional Commission	Rolling Stock	CU - Cutaway Bus	FORD/GOSHEN SHUTTLE VAN WITH LIFT	2014	7	Rural (5311)	1FDEE3FS7EDB17720	115,010	22	\$ 44,108



Appendix A.1 Revenue Vehicles (Continued)

Record	Agency	Asset Category	Asset Class	Make/Model	Acquisition Year	ULB (Yrs)	Funding Type	VIN Number	Mileage	Vehicle Length (ft)	Replacement Cost (2018\$)
110	Coastal Regional Commission	Rolling Stock	CU - Cutaway Bus	FORD/STARTRANS SHUTTLE VAN WITH LIFT	2017	7	Rural (5311)	1FDEE3FS0HDC37878	8,312	22	\$ 46,247
111	Coastal Regional Commission	Rolling Stock	CU - Cutaway Bus	FORD/STARTRANS SHUTTLE VAN WITH LIFT	2017	7	Rural (5311)	1FDEE3FS2HDC57436	7,523	22	\$ 46,247
112	Coastal Regional Commission	Rolling Stock	CU - Cutaway Bus	FORD/STARTRANS SHUTTLE VAN WITH LIFT	2017	7	Rural (5311)	1FDEE3FS1HDC57444	13,104	22	\$ 46,247
113	Coastal Regional Commission	Rolling Stock	CU - Cutaway Bus	FORD/STARTRANS SHUTTLE VAN WITH LIFT	2017	7	Rural (5311)	1FDEE3FS1HDC61008	5,490	22	\$ 46,247
114	Coastal Regional Commission	Rolling Stock	CU - Cutaway Bus	FORD/STARTRANS SHUTTLE VAN WITH LIFT	2017	7	Rural (5311)	1FDEE3FS2HDC61017	10,162	22	\$ 46,247
115	Coastal Regional Commission	Rolling Stock	CU - Cutaway Bus	FORD/STARTRANS SHUTTLE VAN WITH LIFT	2017	7	Rural (5311)	1FDEE3FS1HDC61011	3,604	22	\$ 46,247
116	Coastal Regional Commission	Rolling Stock	CU - Cutaway Bus	FORD/STARTRANS SHUTTLE VAN WITH LIFT	2017	7	Rural (5311)	1FDEE3FS8HDC57439	5,246	22	\$ 46,247
117	Coastal Regional Commission	Rolling Stock	CU - Cutaway Bus	FORD/STARTRANS SHUTTLE VAN WITH LIFT	2017	7	Rural (5311)	1FDEE3FS0HDC57435	8,305	22	\$ 46,247
118	Coastal Regional Commission	Rolling Stock	CU - Cutaway Bus	FORD/STARTRANS SHUTTLE VAN WITH LIFT	2017	7	Rural (5311)	1FDEE3FS4HDC57440	11,638	22	\$ 46,247
119	Coastal Regional Commission	Rolling Stock	CU - Cutaway Bus	FORD/STARTRANS SHUTTLE VAN WITH LIFT	2017	7	Rural (5311)	1FDEE3FS3HDC57445	13,362	22	\$ 46,247
120	Coastal Regional Commission	Rolling Stock	CU - Cutaway Bus	FORD/STARTRANS SHUTTLE VAN WITH LIFT	2017	7	Rural (5311)	1FDEE3FS5HDC57446	11,696	22	\$ 46,247
121	Coastal Regional Commission	Rolling Stock	CU - Cutaway Bus	FORD/STARTRANS SHUTTLE VAN WITH LIFT	2017	7	Rural (5311)	1FDEE3FS7HDC57447	18,123	22	\$ 46,247
122	Coastal Regional Commission	Rolling Stock	CU - Cutaway Bus	FORD/STARTRANS SHUTTLE VAN WITH LIFT	2017	7	Rural (5311)	1FDEE3FS7HDC57450	15,427	22	\$ 46,247
123	Coastal Regional Commission	Rolling Stock	CU - Cutaway Bus	FORD/STARTRANS SHUTTLE VAN WITH LIFT	2017	7	Rural (5311)	1FDEE3FS0HDC57452	8,406	22	\$ 46,247
124	Coastal Regional Commission	Rolling Stock	CU - Cutaway Bus	FORD/STARTRANS SHUTTLE VAN WITH LIFT	2017	7	Rural (5311)	1FDEE3FS8HDC57442	17,354	22	\$ 46,247
125	Coastal Regional Commission	Rolling Stock	CU - Cutaway Bus	FORD/STARTRANS SHUTTLE VAN WITH LIFT	2017	7	Rural (5311)	1FDEE3FS6HDC57438	9,853	22	\$ 46,247
126	Coastal Regional Commission	Rolling Stock	CU - Cutaway Bus	FORD/STARTRANS SHUTTLE VAN WITH LIFT	2017	7	Rural (5311)	1FDEE3FS2HDC60997	16,998	22	\$ 46,247
127	Coastal Regional Commission	Rolling Stock	CU - Cutaway Bus	FORD/STARTRANS SHUTTLE VAN WITH LIFT	2017	7	Rural (5311)	1FDEE3FS9HDC61001	14,279	22	\$ 46,247
128	Coastal Regional Commission	Rolling Stock	CU - Cutaway Bus	FORD/STARTRANS SHUTTLE VAN WITH LIFT	2017	7	Rural (5311)	1FDEE3FSXHDC61007	15,675	22	\$ 46,247
129	Coastal Regional Commission	Rolling Stock	CU - Cutaway Bus	FORD/STARTRANS SHUTTLE VAN WITH LIFT	2017	7	Rural (5311)	1FDEE3FS9HDC57448	20,897	22	\$ 46,247
130	Coastal Regional Commission	Rolling Stock	CU - Cutaway Bus	FORD/STARTRANS SHUTTLE VAN WITH LIFT	2017	7	Rural (5311)	1FDEE3FS0HDC57449	13,268	22	\$ 46,247
131	Coastal Regional Commission	Rolling Stock	CU - Cutaway Bus	FORD/STARTRANS SHUTTLE VAN WITH LIFT	2017	7	Rural (5311)	1FDEE3FS2HDC57453	7,709	22	\$ 46,247
132	Coastal Regional Commission	Rolling Stock	CU - Cutaway Bus	FORD/STARTRANS SHUTTLE VAN WITH LIFT	2017	7	Rural (5311)	1FDEE3FS1HDC55810	10,909	22	\$ 46,247
133	Coastal Regional Commission	Rolling Stock	CU - Cutaway Bus	FORD/STARTRANS SHUTTLE VAN WITH LIFT	2017	7	Rural (5311)	1FDEE3FS0HDC55815	10,398	22	\$ 46,247
134	Coastal Regional Commission	Rolling Stock	CU - Cutaway Bus	FORD/STARTRANS SHUTTLE VAN WITH LIFT	2017	7	Rural (5311)	1FDEE3FS7HDC55813	6,053	22	\$ 46,247
135	Coastal Regional Commission	Rolling Stock	CU - Cutaway Bus	FORD/STARTRANS SHUTTLE VAN WITH LIFT	2017	7	Rural (5311)	1FDEE3FS6HDC55818	7,090	22	\$ 46,247
136	Coastal Regional Commission	Rolling Stock	CU - Cutaway Bus	FORD/STARTRANS SHUTTLE VAN WITH LIFT	2017	7	Rural (5311)	1FDEE3FS3HDC55811	7,885	22	\$ 46,247

Appendix A.1 Revenue Vehicles (Continued)

Record	Agency	Asset Category	Asset Class	Make/Model	Acquisition Year	ULB (Yrs)	Funding Type	VIN Number	Mileage	Vehicle Length (ft)	Replacement Cost (2018\$)
137	Coastal Regional Commission	Rolling Stock	CU - Cutaway Bus	FORD/STARTRANS SHUTTLE VAN WITH LIFT	2017	7	Rural (5311)	1FDEE3FS2HDC55816	5,912	22	\$ 46,247
138	Coastal Regional Commission	Rolling Stock	CU - Cutaway Bus	FORD/STARTRANS SHUTTLE VAN WITH LIFT	2017	7	Rural (5311)	1FDEE3FS4HDC55817	6,808	22	\$ 46,247
139	Coastal Regional Commission	Rolling Stock	CU - Cutaway Bus	FORD/STARTRANS SHUTTLE VAN WITH LIFT	2017	7	Rural (5311)	1FDEE3FS5HDC55812	13,488	22	\$ 46,247
140	Coastal Regional Commission	Rolling Stock	CU - Cutaway Bus	FORD/STARTRANS SHUTTLE VAN WITH LIFT	2017	7	Rural (5311)	1FDEE3FS9HDC55814	7,435	22	\$ 46,247
141	Coastal Regional Commission	Rolling Stock	CU - Cutaway Bus	FORD/STARTRANS SHUTTLE VAN WITH LIFT	2017	7	Rural (5311)	1FDEE3FS8HDC55819	5,706	22	\$ 46,247
142	Columbia	Rolling Stock	CU - Cutaway Bus	FORD/GOSHEN SHUTTLE VAN	2010	7	Rural (5311)	1FDEE3FS9BDA02628	165,513	22	\$ 46,973
143	Columbia	Rolling Stock	CU - Cutaway Bus	FORD/GOSHEN SHUTTLE VAN	2010	7	Rural (5311)	1FDEE3FS0BDA02629	188,469	22	\$ 46,973
144	Columbia	Rolling Stock	CU - Cutaway Bus	FORD/GOSHEN SHUTTLE VAN	2015	7	Rural (5311)	1FDEE3FS1GDC03379	56,581	22	\$ 39,882
145	Columbia	Rolling Stock	CU - Cutaway Bus	FORD/GOSHEN SHUTTLE VAN WITH LIFT	2010	7	Rural (5311)	1FDEE3FS6ADB01602	219,754	22	\$ 51,677
146	Columbia	Rolling Stock	CU - Cutaway Bus	FORD/GOSHEN SHUTTLE VAN WITH LIFT	2013	7	Rural (5311)	1FDEE3FS7DDB28943	142,945	22	\$ 46,923
147	Columbia	Rolling Stock	CU - Cutaway Bus	FORD/GOSHEN SHUTTLE VAN WITH LIFT	2013	7	Rural (5311)	1FDEE3FS9DDB28944	165,305	22	\$ 46,923
148	Columbia	Rolling Stock	CU - Cutaway Bus	FORD/GOSHEN SHUTTLE VAN WITH LIFT	2014	7	Rural (5311)	1FDEE3FS1FDA07232	123,391	22	\$ 45,355
149	Columbia	Rolling Stock	CU - Cutaway Bus	FORD/GOSHEN SHUTTLE VAN WITH LIFT	2015	7	Rural (5311)	1FDEE3FS5GDC03370	74,305	22	\$ 43,851
150	Columbia	Rolling Stock	CU - Cutaway Bus	FORD/STARTRANS SHUTTLE VAN	2017	7	Rural (5311)	1FDEE3FS4HDC35471	16,901	22	\$ 42,775
151	Columbia	Rolling Stock	CU - Cutaway Bus	FORD/STARTRANS SHUTTLE VAN	2017	7	Rural (5311)	1FDEE3FSXHDC35457	16,538	22	\$ 42,775
152	Cook	Rolling Stock	CU - Cutaway Bus	FORD/GOSHEN SHUTTLE VAN	2014	7	Rural (5311)	1FDEE3FS0FDA12888	169,376	22	\$ 40,902
153	Cook	Rolling Stock	CU - Cutaway Bus	FORD/GOSHEN SHUTTLE VAN WITH LIFT	2014	7	Rural (5311)	1FDEE3FS7FDA09681	141,137	22	\$ 45,007
154	Cook	Rolling Stock	CU - Cutaway Bus	FORD/STARTRANS SHUTTLE VAN WITH LIFT	2017	7	Rural (5311)	1FDEE3FS3HDC30164	42,565	22	\$ 46,546
155	Cook	Rolling Stock	CU - Cutaway Bus	FORD/STARTRANS SHUTTLE VAN WITH LIFT	2017	7	Rural (5311)	1FDEE3FS5HDC35480	35,969	22	\$ 46,546
156	Cook	Rolling Stock	CU - Cutaway Bus	FORD/STARTRANS SHUTTLE VAN WITH LIFT	2017	7	Rural (5311)	1FDEE3FS7HDC35481	34,616	22	\$ 46,546
157	Cook	Rolling Stock	VN - Van	FORD CONVERSION VAN WITH LIFT	2013	8	Rural (5311)	1FTDS3EL9DDB02024	147,866	22	\$ 45,494
158	Coweta	Rolling Stock	CU - Cutaway Bus	FORD/GOSHEN SHUTTLE VAN WITH LIFT	2013	7	Rural (5311)	1FDEE3FS9DDB36638	171,399	22	\$ 46,852
159	Coweta	Rolling Stock	CU - Cutaway Bus	FORD/GOSHEN SHUTTLE VAN	2014	7	Rural (5311)	1FDEE3FS7FDA07218	94,868	22	\$ 41,182
160	Coweta	Rolling Stock	CU - Cutaway Bus	FORD/GOSHEN SHUTTLE VAN	2014	7	Rural (5311)	1FDEE3FS7FDA07221	127,326	22	\$ 41,182
161	Coweta	Rolling Stock	CU - Cutaway Bus	FORD/GOSHEN SHUTTLE VAN	2014	7	Rural (5311)	1FDEE3FS1FDA07229	169,498	22	\$ 41,182
162	Coweta	Rolling Stock	CU - Cutaway Bus	FORD/GOSHEN SHUTTLE VAN WITH LIFT	2013	7	Rural (5311)	1FDEE3FS7DDB36637	132,679	22	\$ 46,852
163	Coweta	Rolling Stock	CU - Cutaway Bus	FORD/STARTRANS SHUTTLE VAN WITH LIFT	2017	7	Rural (5311)	1FDEE3FS9HDC57451	12,147	22	\$ 46,521
164	Crawford	Rolling Stock	CU - Cutaway Bus	FORD/GOSHEN SHUTTLE VAN	2013	7	Rural (5311)	1FDEE3FS4DDB29127	99,891	22	\$ 42,573
165	Crawford	Rolling Stock	CU - Cutaway Bus	FORD/GOSHEN SHUTTLE VAN WITH LIFT	2014	7	Rural (5311)	1FDEE3FS0EDA46442	111,440	22	\$ 45,266
166	Crawford	Rolling Stock	CU - Cutaway Bus	FORD/GOSHEN SHUTTLE VAN WITH LIFT	2013	7	Rural (5311)	1FDEE3FS6DDB29128	69,083	22	\$ 46,818
167	Crisp	Rolling Stock	CU - Cutaway Bus	FORD/GOSHEN SHUTTLE VAN WITH LIFT	2014	7	Rural (5311)	1FDEE3FS8EDA56586	137,264	22	\$ 45,307
168	Crisp	Rolling Stock	CU - Cutaway Bus	FORD/STARTRANS SHUTTLE VAN WITH LIFT	2017	7	Rural (5311)	1FDEE3FS6HDC32054	32,357	22	\$ 46,546
169	Crisp	Rolling Stock	CU - Cutaway Bus	FORD/STARTRANS SHUTTLE VAN WITH LIFT	2017	7	Rural (5311)	1FDEE3FS3HDC32058	30,994	22	\$ 46,546
170	Crisp	Rolling Stock	CU - Cutaway Bus	FORD/STARTRANS SHUTTLE VAN WITH LIFT	2017	7	Rural (5311)	1FDEE3FS9HDC32064	29,346	22	\$ 46,546
171	Crisp	Rolling Stock	CU - Cutaway Bus	FORD/STARTRANS SHUTTLE VAN WITH LIFT	2017	7	Rural (5311)	1FDEE3FS3HDC35462	18,821	22	\$ 46,546
172	Crisp	Rolling Stock	CU - Cutaway Bus	FORD/STARTRANS SHUTTLE VAN WITH LIFT	2017	7	Rural (5311)	1FDEE3FS7HDC35464	20,252	22	\$ 46,546
173	Dade	Rolling Stock	CU - Cutaway Bus	FORD/GOSHEN SHUTTLE VAN WITH LIFT	2014	7	Rural (5311)	1FDEE3FS8FDA07213	88,143	22	\$ 45,108
174	Dade	Rolling Stock	CU - Cutaway Bus	FORD/GOSHEN SHUTTLE VAN WITH LIFT	2014	7	Rural (5311)	1FDEE3FS4FDA07225	89,403	22	\$ 45,108
175	Dade	Rolling Stock	CU - Cutaway Bus	FORD/GOSHEN SHUTTLE VAN WITH LIFT	2015	7	Rural (5311)	1FDEE3FS5GDC03353	63,964	22	\$ 43,612
176	Dade	Rolling Stock	CU - Cutaway Bus	FORD/STARTRANS SHUTTLE VAN WITH LIFT	2017	7	Rural (5311)	1FDEE3FS4HDC35504	20,770	22	\$ 46,546
177	Dawson	Rolling Stock	CU - Cutaway Bus	FORD/GOSHEN SHUTTLE VAN WITH LIFT	2014	7	Rural (5311)	1FDEE3FS3EDA26749	107,479	22	\$ 45,197
178	Dawson	Rolling Stock	CU - Cutaway Bus	FORD/GOSHEN SHUTTLE VAN WITH LIFT	2015	7	Rural (5311)	1FDEE3FS1GDC17167	56,529	22	\$ 43,687

Appendix A.1 Revenue Vehicles (Continued)

Record	Agency	Asset Category	Asset Class	Make/Model	Acquisition Year	ULB (Yrs)	Funding Type	VIN Number	Mileage	Vehicle Length (ft)	Replacement Cost (2018\$)
179	Dawson	Rolling Stock	CU - Cutaway Bus	FORD/STARTRANS SHUTTLE VAN WITH LIFT	2017	7	Rural (5311)	1FDEE3FS2HDC35467	17,423	22	\$ 46,546
180	Dawson	Rolling Stock	CU - Cutaway Bus	FORD/STARTRANS SHUTTLE VAN WITH LIFT	2017	7	Rural (5311)	1FDEE3FS3HDC61012	9,573	22	\$ 46,546
181	Dodge	Rolling Stock	CU - Cutaway Bus	FORD/GOSHEN SHUTTLE VAN WITH LIFT	2014	7	Rural (5311)	1FDEE3FS6FDA07209	75,895	22	\$ 45,042
182	Dodge	Rolling Stock	CU - Cutaway Bus	FORD/STARTRANS SHUTTLE VAN	2017	7	Rural (5311)	1FDEE3FS3HDC35509	15,510	22	\$ 42,775
183	Dodge	Rolling Stock	CU - Cutaway Bus	FORD/STARTRANS SHUTTLE VAN WITH LIFT	2017	7	Rural (5311)	1FDEE3FS4HDC61004	10,065	22	\$ 46,546
184	Dooly	Rolling Stock	CU - Cutaway Bus	FORD/GOSHEN SHUTTLE VAN	2014	7	Rural (5311)	1FDEE3FS0FDA10641	173,308	22	\$ 41,047
185	Dooly	Rolling Stock	CU - Cutaway Bus	FORD/GOSHEN SHUTTLE VAN WITH LIFT	2014	7	Rural (5311)	1FDEE3FS9FDA10640	203,081	22	\$ 45,151
186	Dooly	Rolling Stock	CU - Cutaway Bus	FORD/GOSHEN SHUTTLE VAN WITH LIFT	2015	7	Rural (5311)	1FDEE3FS4GDC15378	116,188	22	\$ 43,654
187	Dooly	Rolling Stock	CU - Cutaway Bus	FORD/STARTRANS SHUTTLE BUS WITH LIFT	2017	7	Rural (5311)	1FDDE4FS2HDC43112	30,830	24	\$ 50,935
188	Dooly	Rolling Stock	CU - Cutaway Bus	FORD/STARTRANS SHUTTLE VAN WITH LIFT	2017	7	Rural (5311)	1FDEE3FS9HDC57434	26,519	22	\$ 46,546
189	Dooly	Rolling Stock	CU - Cutaway Bus	FORD/STARTRANS SHUTTLE VAN WITH LIFT	2017	7	Rural (5311)	1FDEE3FS4HDC57437	27,362	22	\$ 46,546
190	Elbert	Rolling Stock	CU - Cutaway Bus	FORD/GOSHEN SHUTTLE VAN WITH LIFT	2014	7	Rural (5311)	1FDEE3FS4EDA56584	149,310	22	\$ 45,186
191	Elbert	Rolling Stock	CU - Cutaway Bus	FORD/STARTRANS SHUTTLE VAN WITH LIFT	2017	7	Rural (5311)	1FDEE3FS2HDC32052	33,108	22	\$ 46,546
192	Elbert	Rolling Stock	CU - Cutaway Bus	FORD/STARTRANS SHUTTLE VAN WITH LIFT	2017	7	Rural (5311)	1FDEE3FS9HDC32081	25,758	22	\$ 46,546
193	Elbert	Rolling Stock	CU - Cutaway Bus	FORD/STARTRANS SHUTTLE VAN WITH LIFT	2017	7	Rural (5311)	1FDEE3FSXHDC61010	14,248	22	\$ 46,546
194	Fannin	Rolling Stock	CU - Cutaway Bus	FORD/GOSHEN SHUTTLE VAN WITH LIFT	2013	7	Rural (5311)	1FDEE3FS2DDA39989	93,283	22	\$ 46,596
195	Fannin	Rolling Stock	CU - Cutaway Bus	FORD/GOSHEN SHUTTLE VAN WITH LIFT	2013	7	Rural (5311)	1FDEE3FS7DDA02985	90,240	22	\$ 46,596
196	Fannin	Rolling Stock	CU - Cutaway Bus	FORD/GOSHEN SHUTTLE VAN WITH LIFT	2013	7	Rural (5311)	1FDEE3FS1DDA93137	61,508	22	\$ 46,596
197	Fannin	Rolling Stock	CU - Cutaway Bus	FORD/STARTRANS SHUTTLE BUS WITH LIFT	2017	7	Rural (5311)	1FDDE4FS1HDC32456	11,050	24	\$ 50,927
198	Fannin	Rolling Stock	CU - Cutaway Bus	FORD/STARTRANS SHUTTLE BUS WITH LIFT	2017	7	Rural (5311)	1FDDE4FS2HDC32451	12,155	24	\$ 50,927
199	Fannin	Rolling Stock	CU - Cutaway Bus	FORD/STARTRANS SHUTTLE VAN WITH LIFT	2017	7	Rural (5311)	1FDEE3FS9GHDC35501	13,084	22	\$ 46,546
200	Fannin	Rolling Stock	CU - Cutaway Bus	FORD/STARTRANS SHUTTLE VAN WITH LIFT	2017	7	Rural (5311)	1FDEE3FS6HDC35505	11,740	22	\$ 46,546
201	Forsyth	Rolling Stock	CU - Cutaway Bus	FORD/GOSHEN SHUTTLE VAN WITH LIFT	2014	7	Rural (5311)	1FDEE3FS9FDA07222	108,984	22	\$ 45,156
202	Forsyth	Rolling Stock	CU - Cutaway Bus	FORD/GOSHEN SHUTTLE VAN WITH LIFT	2014	7	Rural (5311)	1FDEE3FS0FDA07223	100,950	22	\$ 45,156
203	Forsyth	Rolling Stock	CU - Cutaway Bus	FORD/GOSHEN SHUTTLE VAN WITH LIFT	2014	7	Rural (5311)	1FDEE3FS2FDA07224	106,971	22	\$ 45,156
204	Forsyth	Rolling Stock	CU - Cutaway Bus	FORD/GOSHEN SHUTTLE VAN WITH LIFT	2014	7	Rural (5311)	1FDEE3FSXFDA09674	105,726	22	\$ 45,259
205	Forsyth	Rolling Stock	CU - Cutaway Bus	FORD/GOSHEN SHUTTLE VAN WITH LIFT	2014	7	Rural (5311)	1FDEE3FS1FDA09675	104,932	22	\$ 45,156
206	Forsyth	Rolling Stock	CU - Cutaway Bus	FORD/STARTRANS SHUTTLE VAN WITH LIFT	2017	7	Rural (5311)	1FDEE3FS1HDC35458	19,771	22	\$ 46,546
207	Gilmer	Rolling Stock	CU - Cutaway Bus	FORD/GOSHEN SHUTTLE BUS	2016	7	Rural (5311)	1FDDE4FS9FDA32907	57,821	24	\$ 43,950
208	Gilmer	Rolling Stock	CU - Cutaway Bus	FORD/GOSHEN SHUTTLE VAN WITH LIFT	2014	7	Rural (5311)	1FDEE3FS9FDA07219	93,724	22	\$ 44,984
209	Gilmer	Rolling Stock	CU - Cutaway Bus	FORD/GOSHEN SHUTTLE VAN WITH LIFT	2014	7	Rural (5311)	1FDEE3FS5FDA07220	105,305	22	\$ 44,984
210	Gilmer	Rolling Stock	CU - Cutaway Bus	FORD/STARTRANS SHUTTLE BUS	2017	7	Rural (5311)	1FDDE4FS1HDC43117	10,947	24	\$ 48,425
211	Glascoc	Rolling Stock	CU - Cutaway Bus	FORD/STARTRANS SHUTTLE VAN	2017	7	Rural (5311)	1FDEE3FS4HDC37866	11,270	22	\$ 42,775
212	Glascoc	Rolling Stock	CU - Cutaway Bus	FORD/STARTRANS SHUTTLE VAN WITH LIFT	2017	7	Rural (5311)	1FDEE3FSXHDC57443	11,265	22	\$ 46,546
213	Gordon	Rolling Stock	CU - Cutaway Bus	FORD/GOSHEN SHUTTLE VAN	2013	7	Rural (5311)	1FDEE3FS2DDB29126	88,162	22	\$ 42,293
214	Gordon	Rolling Stock	CU - Cutaway Bus	FORD/GOSHEN SHUTTLE VAN WITH LIFT	2013	7	Rural (5311)	1FDEE3FS4DDB29130	104,825	22	\$ 46,539
215	Gordon	Rolling Stock	CU - Cutaway Bus	FORD/GOSHEN SHUTTLE VAN WITH LIFT	2013	7	Rural (5311)	1FDEE3FS8DDB29129	111,623	22	\$ 46,539
216	Greene	Rolling Stock	CU - Cutaway Bus	FORD/GOSHEN SHUTTLE VAN	2015	7	Rural (5311)	1FDEE3FSXGDC27180	115,740	22	\$ 39,595
217	Greene	Rolling Stock	CU - Cutaway Bus	FORD/GOSHEN SHUTTLE VAN	2015	7	Rural (5311)	1FDEE3FS1GDC27181	106,041	22	\$ 39,595
218	Greene	Rolling Stock	CU - Cutaway Bus	FORD/GOSHEN SHUTTLE VAN WITH LIFT	2015	7	Rural (5311)	1FDEE3FS3GDC27182	123,023	22	\$ 43,564
219	Greene	Rolling Stock	CU - Cutaway Bus	FORD/STARTRANS SHUTTLE VAN	2017	7	Rural (5311)	1FDEE3FS2HDC35503	37,730	22	\$ 43,083
220	Greene	Rolling Stock	CU - Cutaway Bus	FORD/STARTRANS SHUTTLE VAN WITH LIFT	2017	7	Rural (5311)	1FDEE3FS0HDC32065	35,459	22	\$ 46,239
221	Habersham	Rolling Stock	CU - Cutaway Bus	FORD/GOSHEN SHUTTLE VAN WITH LIFT	2015	7	Rural (5311)	1FDEE3FS7GDC23409	75,781	22	\$ 43,778
222	Habersham	Rolling Stock	CU - Cutaway Bus	FORD/STARTRANS SHUTTLE VAN WITH LIFT	2017	7	Rural (5311)	1FDEE3FS5HDC32062	19,255	22	\$ 46,546
223	Hall	Rolling Stock	CU - Cutaway Bus	FORD/GOSHEN SHUTTLE VAN WITH LIFT	2012	7	Rural (5311)	1FDEE3FS7BDB05322	104,516	22	\$ 47,185



Appendix A.1 Revenue Vehicles (Continued)

Record	Agency	Asset Category	Asset Class	Make/Model	Acquisition Year	ULB (Yrs)	Funding Type	VIN Number	Mileage	Vehicle Length (ft)	Replacement Cost (2018\$)
224	Hall	Rolling Stock	CU - Cutaway Bus	FORD/GOSHEN SHUTTLE VAN WITH LIFT	2012	7	Rural (5311)	1FDEE3FS3BDB05320	115,140	22	\$ 47,185
225	Hall	Rolling Stock	CU - Cutaway Bus	FORD/GOSHEN SHUTTLE VAN WITH LIFT	2012	7	Rural (5311)	1FDEE3FS5BDB28453	121,618	22	\$ 47,185
226	Hall	Rolling Stock	CU - Cutaway Bus	FORD/GOSHEN SHUTTLE VAN WITH LIFT	2014	7	Rural (5311)	1FDEE3FS0EDA23744	71,366	22	\$ 44,920
227	Hall	Rolling Stock	CU - Cutaway Bus	FORD/GOSHEN SHUTTLE VAN WITH LIFT	2014	7	Rural (5311)	1FDEE3FS2EDA23745	89,884	22	\$ 44,920
228	Hall	Rolling Stock	CU - Cutaway Bus	FORD/GOSHEN SHUTTLE VAN WITH LIFT	2014	7	Rural (5311)	1FDEE3FS4EDA23746	62,822	22	\$ 44,920
229	Hall	Rolling Stock	CU - Cutaway Bus	FORD/GOSHEN SHUTTLE VAN WITH LIFT	2014	7	Rural (5311)	1FDEE3FS6FDA09672	66,016	22	\$ 44,108
230	Hall	Rolling Stock	CU - Cutaway Bus	FORD/GOSHEN SHUTTLE VAN WITH LIFT	2014	7	Rural (5311)	1FDEE3FS8FDA09673	48,831	22	\$ 44,108
231	Hall	Rolling Stock	CU - Cutaway Bus	FORD/GOSHEN SHUTTLE VAN WITH LIFT	2014	7	Rural (5311)	1FDEE3FS0FDA10638	76,612	22	\$ 44,108
232	Hall	Rolling Stock	CU - Cutaway Bus	FORD/GOSHEN SHUTTLE VAN WITH LIFT	2014	7	Rural (5311)	1FDEE3FS2FDA10639	68,904	22	\$ 44,108
233	Hancock	Rolling Stock	CU - Cutaway Bus	FORD/STARTRANS SHUTTLE VAN	2017	7	Rural (5311)	1FDEE3FS7HDC35478	21,735	22	\$ 42,775
234	Hancock	Rolling Stock	VN - Van	FORD CONVERSION VAN WITH LIFT	2014	8	Rural (5311)	1FTDS3EL0EDA11838	183,460	18	\$ 44,077
235	Hancock	Rolling Stock	CU - Cutaway Bus	FORD/GOSHEN SHUTTLE VAN WITH LIFT	2015	7	Rural (5311)	1FDEE3FS7GDC05282	138,870	22	\$ 43,614
236	Haralson	Rolling Stock	CU - Cutaway Bus	FORD/GOSHEN SHUTTLE VAN WITH LIFT	2013	7	Rural (5311)	1FDEE3FS3DDB29135	90,967	22	\$ 46,602
237	Haralson	Rolling Stock	CU - Cutaway Bus	FORD/GOSHEN SHUTTLE VAN WITH LIFT	2015	7	Rural (5311)	1FDEE3FSXGDC03350	50,299	22	\$ 43,648
238	Haralson	Rolling Stock	CU - Cutaway Bus	FORD/GOSHEN SHUTTLE VAN WITH LIFT	2015	7	Rural (5311)	1FDEE3FS1GDC03351	67,004	22	\$ 43,648
239	Haralson	Rolling Stock	MV - Minivan	CHEVY ADA MINI VAN	2007	8	Rural (5311)	1GBDV13137D136773	106,796	17	\$ 44,583
240	Hart	Rolling Stock	CU - Cutaway Bus	FORD/GOSHEN SHUTTLE VAN WITH LIFT	2012	7	Rural (5311)	1FDEE3FSXCDA82524	130,164	22	\$ 48,255
241	Hart	Rolling Stock	CU - Cutaway Bus	FORD/STARTRANS SHUTTLE VAN WITH LIFT	2017	7	Rural (5311)	1FDEE3FS3HDC35512	18,667	22	\$ 46,546
242	Heard	Rolling Stock	CU - Cutaway Bus	FORD/GOSHEN SHUTTLE VAN	2015	7	Rural (5311)	1FDEE3FS1GDC19033	53,705	22	\$ 39,677
243	Heard	Rolling Stock	CU - Cutaway Bus	FORD/GOSHEN SHUTTLE VAN WITH LIFT	2015	7	Rural (5311)	1FDEE3FS8GDC19031	60,933	22	\$ 43,645
244	Jackson	Rolling Stock	CU - Cutaway Bus	FORD/GOSHEN SHUTTLE VAN WITH LIFT	2015	7	Rural (5311)	1FDEE3FS3GDC03352	137,492	22	\$ 43,818
245	Jackson	Rolling Stock	CU - Cutaway Bus	FORD/GOSHEN SHUTTLE VAN WITH LIFT	2015	7	Rural (5311)	1FDEE3FS1GDC03334	177,225	22	\$ 43,818
246	Jackson	Rolling Stock	CU - Cutaway Bus	FORD/STARTRANS SHUTTLE VAN WITH LIFT	2017	7	Rural (5311)	1FDEE3FS4HDC35485	34,874	22	\$ 46,546
247	Jefferson	Rolling Stock	CU - Cutaway Bus	FORD/GOSHEN SHUTTLE VAN WITH LIFT	2015	7	Rural (5311)	1FDEE3FSXGDC03333	99,719	22	\$ 43,681
248	Jefferson	Rolling Stock	CU - Cutaway Bus	FORD/STARTRANS SHUTTLE VAN	2017	7	Rural (5311)	1FDEE3FS2HDC35498	24,880	22	\$ 42,775
249	Jefferson	Rolling Stock	CU - Cutaway Bus	FORD/STARTRANS SHUTTLE VAN	2017	7	Rural (5311)	1FDEE3FS8HDC37871	15,475	22	\$ 42,775
250	Jefferson	Rolling Stock	CU - Cutaway Bus	FORD/STARTRANS SHUTTLE VAN	2017	7	Rural (5311)	1FDEE3FSXHDC37872	25,617	22	\$ 42,775
251	Jefferson	Rolling Stock	CU - Cutaway Bus	FORD/STARTRANS SHUTTLE VAN WITH LIFT	2017	7	Rural (5311)	1FDEE3FS4HDC32053	40,786	22	\$ 46,546
252	Jenkins	Rolling Stock	CU - Cutaway Bus	FORD/STARTRANS SHUTTLE VAN WITH LIFT	2017	7	Rural (5311)	1FDEE3FS5HDC37875	11,723	22	\$ 46,546
253	Jones	Rolling Stock	CU - Cutaway Bus	FORD/GOSHEN SHUTTLE VAN	2011	7	Rural (5311)	1FDEE3FS7BDA73486	109,920	22	\$ 45,295
254	Jones	Rolling Stock	CU - Cutaway Bus	FORD/GOSHEN SHUTTLE VAN WITH LIFT	2010	7	Rural (5311)	1FDEE3FS7BDA04992	110,792	22	\$ 51,559
255	Jones	Rolling Stock	CU - Cutaway Bus	FORD/STARTRANS SHUTTLE VAN WITH LIFT	2017	7	Rural (5311)	1FDEE3FS6HDC57441	8,999	22	\$ 46,546
256	Jones	Rolling Stock	CU - Cutaway Bus	FORD/STARTRANS SHUTTLE VAN WITH LIFT	2017	7	Rural (5311)	1FDEE3FS8HDC35487	19,013	22	\$ 46,546
257	Lamar	Rolling Stock	CU - Cutaway Bus	FORD/ELKHART SHUTTLE VAN	2013	7	Rural (5311)	1FDEE3FS1CDA82525	170,096	22	\$ 42,125
258	Lamar	Rolling Stock	CU - Cutaway Bus	FORD/GOSHEN SHUTTLE VAN WITH LIFT	2015	7	Rural (5311)	1FDEE3FS5FDA12885	161,840	22	\$ 43,336
259	Lincoln	Rolling Stock	CU - Cutaway Bus	FORD/GOSHEN SHUTTLE VAN WITH LIFT	2014	7	Rural (5311)	1FDEE3FS0EDA23761	85,820	22	\$ 45,122
260	Lincoln	Rolling Stock	VN - Van	FORD CONVERSION VAN	2010	8	Rural (5311)	1FTDS3EL7ADA55734	85,868	20	\$ 50,895
261	Lincoln	Rolling Stock	VN - Van	FORD STANDARD VAN	2010	8	Rural (5311)	1FBSS3BL5ADA98758	100,823	22	\$ 31,835
262	Lowndes	Rolling Stock	CU - Cutaway Bus	FORD/GOSHEN SHUTTLE VAN	2015	7	Rural (5311)	1FDEE3FS1GDC12471	88,370	22	\$ 39,646
263	Lowndes	Rolling Stock	CU - Cutaway Bus	FORD/GOSHEN SHUTTLE VAN WITH LIFT	2015	7	Rural (5311)	1FDEE3FS4GDC11427	91,267	22	\$ 43,614
264	Lowndes	Rolling Stock	CU - Cutaway Bus	FORD/GOSHEN SHUTTLE VAN WITH LIFT	2015	7	Rural (5311)	1FDEE3FS6GDC11428	110,050	22	\$ 43,614
265	Lowndes	Rolling Stock	CU - Cutaway Bus	FORD/STARTRANS SHUTTLE VAN WITH LIFT	2017	7	Rural (5311)	1FDEE3FSXHDC35488	41,565	22	\$ 46,546
266	Lowndes	Rolling Stock	CU - Cutaway Bus	FORD/STARTRANS SHUTTLE VAN WITH LIFT	2017	7	Rural (5311)	1FDEE3FS0HDC35497	19,723	22	\$ 46,546
267	Lowndes	Rolling Stock	CU - Cutaway Bus	FORD/STARTRANS SHUTTLE VAN WITH LIFT	2017	7	Rural (5311)	1FDEE3FS8HDC35473	26,498	22	\$ 46,546
268	Lowndes	Rolling Stock	CU - Cutaway Bus	FORD/STARTRANS SHUTTLE VAN WITH LIFT	2017	7	Rural (5311)	1FDEE3FS9HDC37877	14,660	22	\$ 46,546

Appendix A.1 Revenue Vehicles (Continued)

Record	Agency	Asset Category	Asset Class	Make/Model	Acquisition Year	ULB (Yrs)	Funding Type	VIN Number	Mileage	Vehicle Length (ft)	Replacement Cost (2018\$)
269	Lowndes	Rolling Stock	VN - Van	FORD CONVERSION VAN WITH LIFT	2013	8	Rural (5311)	1FTDS3EL9DDB02802	123,140	18	\$ 45,602
270	Lumpkin	Rolling Stock	CU - Cutaway Bus	FORD/GOSHEN SHUTTLE VAN WITH LIFT	2015	7	Rural (5311)	1FDEE3FS4FDA12893	45,315	22	\$ 43,818
271	Lumpkin	Rolling Stock	CU - Cutaway Bus	FORD/GOSHEN SHUTTLE VAN WITH LIFT	2015	7	Rural (5311)	1FDEE3FS5GDC23408	44,820	22	\$ 43,818
272	Macon	Rolling Stock	CU - Cutaway Bus	FORD/STARTRANS SHUTTLE VAN WITH LIFT	2017	7	Rural (5311)	1FDEE3FS9HDC35496	44,278	22	\$ 46,546
273	Macon	Rolling Stock	CU - Cutaway Bus	FORD/STARTRANS SHUTTLE VAN WITH LIFT	2017	7	Rural (5311)	1FDEE3FS8HDC35456	40,456	22	\$ 46,546
274	McDuffie	Rolling Stock	CU - Cutaway Bus	FORD/GOSHEN SHUTTLE VAN WITH LIFT	2014	7	Rural (5311)	1FDEE3FS6FDA12121	92,493	22	\$ 45,145
275	McDuffie	Rolling Stock	CU - Cutaway Bus	FORD/GOSHEN SHUTTLE VAN WITH LIFT	2014	7	Rural (5311)	1FDEE3FS6FDA09686	72,096	22	\$ 45,145
276	McDuffie	Rolling Stock	CU - Cutaway Bus	FORD/STARTRANS SHUTTLE VAN WITH LIFT	2017	7	Rural (5311)	1FDEE3FS7HDC30166	18,589	22	\$ 46,546
277	McDuffie	Rolling Stock	CU - Cutaway Bus	FORD/STARTRANS SHUTTLE VAN WITH LIFT	2017	7	Rural (5311)	1FDEE3FS2HDC32066	28,764	22	\$ 46,546
278	McDuffie	Rolling Stock	CU - Cutaway Bus	FORD/STARTRANS SHUTTLE VAN WITH LIFT	2017	7	Rural (5311)	1FDEE3FS4HDC35454	12,377	22	\$ 46,546
279	Meriwether	Rolling Stock	CU - Cutaway Bus	FORD/GOSHEN SHUTTLE VAN	2015	7	Rural (5311)	1FDEE3FSXFDA07231	110,631	22	\$ 39,533
280	Meriwether	Rolling Stock	CU - Cutaway Bus	FORD/GOSHEN SHUTTLE VAN WITH LIFT	2015	7	Rural (5311)	1FDEE3FS8FDA12122	133,773	22	\$ 43,502
281	Meriwether	Rolling Stock	CU - Cutaway Bus	FORD/STARTRANS SHUTTLE VAN WITH LIFT	2017	7	Rural (5311)	1FDEE3FSXHDC35510	23,982	22	\$ 46,546
282	Morgan	Rolling Stock	CU - Cutaway Bus	FORD/GOSHEN SHUTTLE BUS WITH LIFT	2010	7	Rural (5311)	1FDDE4FS7BDA02640	145,286	24	\$ 57,683
283	Morgan	Rolling Stock	CU - Cutaway Bus	FORD/GOSHEN SHUTTLE VAN WITH LIFT	2015	7	Rural (5311)	1FDEE3FS8GDC03377	72,862	22	\$ 43,581
284	Morgan	Rolling Stock	CU - Cutaway Bus	FORD/STARTRANS SHUTTLE BUS WITH LIFT	2017	7	Rural (5311)	1FDDE4FS9HDC43110	12,120	24	\$ 50,927
285	Morgan	Rolling Stock	CU - Cutaway Bus	FORD/STARTRANS SHUTTLE VAN	2017	7	Rural (5311)	1FDEE3FS6HDC35455	24,918	22	\$ 42,775
286	Morgan	Rolling Stock	CU - Cutaway Bus	FORD/STARTRANS SHUTTLE VAN	2017	7	Rural (5311)	1FDEE3FS6HDC37870	12,474	22	\$ 42,775
287	Murray	Rolling Stock	CU - Cutaway Bus	FORD/GOSHEN SHUTTLE BUS WITH LIFT	2014	7	Rural (5311)	1FDDE4FS8EDA88352	76,606	24	\$ 50,393
288	Murray	Rolling Stock	CU - Cutaway Bus	FORD/STARTRANS SHUTTLE BUS WITH LIFT	2017	7	Rural (5311)	1FDDE4FSXHDC47957	14,888	24	\$ 50,927
289	Murray	Rolling Stock	CU - Cutaway Bus	FORD/STARTRANS SHUTTLE BUS WITH LIFT	2017	7	Rural (5311)	1FDDE4FS1HDC47958	16,932	24	\$ 50,927
290	Murray	Rolling Stock	CU - Cutaway Bus	FORD/STARTRANS SHUTTLE BUS WITH LIFT	2017	7	Rural (5311)	1FDDE4FS3HDC47959	14,656	24	\$ 50,927
291	Murray	Rolling Stock	CU - Cutaway Bus	FORD/STARTRANS SHUTTLE BUS WITH LIFT	2017	7	Rural (5311)	1FDDE4FSXHDC55878	17,497	24	\$ 50,927
292	Murray	Rolling Stock	CU - Cutaway Bus	FORD/STARTRANS SHUTTLE BUS WITH LIFT	2017	7	Rural (5311)	1FDDE4FS1HDC55879	11,089	24	\$ 50,927
293	Murray	Rolling Stock	CU - Cutaway Bus	FORD/STARTRANS SHUTTLE BUS WITH LIFT	2017	7	Rural (5311)	1FDDE4FS8HDC55880	13,286	24	\$ 50,927
294	Paulding	Rolling Stock	CU - Cutaway Bus	FORD/GOSHEN SHUTTLE BUS WITH LIFT	2013	7	Rural (5311)	1FDDE4FS3DDB00180	135,363	24	\$ 52,308
295	Paulding	Rolling Stock	CU - Cutaway Bus	FORD/STARTRANS SHUTTLE BUS WITH LIFT	2017	7	Rural (5311)	1FDDE4FS4HDC32449	18,198	24	\$ 50,927
296	Paulding	Rolling Stock	CU - Cutaway Bus	FORD/STARTRANS SHUTTLE BUS WITH LIFT	2017	7	Rural (5311)	1FDDE4FS0HDC32450	20,859	24	\$ 50,927
297	Paulding	Rolling Stock	CU - Cutaway Bus	FORD/STARTRANS SHUTTLE BUS WITH LIFT	2017	7	Rural (5311)	1FDDE4FS6HDC32453	22,991	24	\$ 50,927
298	Paulding	Rolling Stock	CU - Cutaway Bus	FORD/STARTRANS SHUTTLE BUS WITH LIFT	2017	7	Rural (5311)	1FDDE4FS3HDC32782	21,975	24	\$ 50,927
299	Peach	Rolling Stock	CU - Cutaway Bus	FORD GOSHEN SHUTTLE VAN WITH LIFT	2015	7	Rural (5311)	1FDEE3FS9GDC03369	73,025	22	\$ 43,548
300	Peach	Rolling Stock	CU - Cutaway Bus	FORD/ELKHART SHUTTLE VAN	2009	7	Rural (5311)	1FDEE35S79DA90803	129,779	22	\$ 50,444
301	Peach	Rolling Stock	CU - Cutaway Bus	FORD/GOSHEN SHUTTLE VAN	2014	7	Rural (5311)	1FDEE3FS9FDA10637	69,065	22	\$ 40,937
302	Peach	Rolling Stock	CU - Cutaway Bus	FORD/GOSHEN SHUTTLE VAN WITH LIFT	2014	7	Rural (5311)	1FDEE3FS9EDA23760	88,455	22	\$ 45,053
303	Pickens	Rolling Stock	CU - Cutaway Bus	FORD/GOSHEN SHUTTLE VAN	2013	7	Rural (5311)	1FDEE3FS5DDB36636	54,578	22	\$ 42,310
304	Pickens	Rolling Stock	CU - Cutaway Bus	FORD/STARTRANS SHUTTLE BUS	2017	7	Rural (5311)	1FDDE4FS1HDC29976	14,041	24	\$ 48,433
305	Pickens	Rolling Stock	CU - Cutaway Bus	FORD/STARTRANS SHUTTLE BUS WITH LIFT	2017	7	Rural (5311)	1FDDE4FS8HDC32454	13,913	24	\$ 50,918
306	Pickens	Rolling Stock	CU - Cutaway Bus	FORD/GOSHEN SHUTTLE VAN WITH LIFT	2015	7	Rural (5311)	1FDEE3FS9GDC03372	44,828	22	\$ 43,508
307	Pierce	Rolling Stock	CU - Cutaway Bus	FORD/GOSHEN SHUTTLE VAN WITH LIFT	2013	7	Rural (5311)	1FDEE3FS0DDB27391	135,368	22	\$ 46,747
308	Pierce	Rolling Stock	CU - Cutaway Bus	FORD/GOSHEN SHUTTLE VAN WITH LIFT	2013	7	Rural (5311)	1FDEE3FS5DDB28942	116,315	22	\$ 46,747
309	Pierce	Rolling Stock	CU - Cutaway Bus	FORD/GOSHEN SHUTTLE VAN WITH LIFT	2015	7	Rural (5311)	1FDEE3FS6GDC15379	94,661	22	\$ 43,687
310	Pierce	Rolling Stock	CU - Cutaway Bus	FORD/STARTRANS SHUTTLE VAN WITH LIFT	2017	7	Rural (5311)	1FDEE3FS8HDC35490	42,714	22	\$ 46,546
311	Pierce	Rolling Stock	CU - Cutaway Bus	FORD/STARTRANS SHUTTLE VAN WITH LIFT	2017	7	Rural (5311)	1FDEE3FS0HDC37864	16,815	22	\$ 46,546
312	Pierce	Rolling Stock	CU - Cutaway Bus	FORD/STARTRANS SHUTTLE VAN WITH LIFT	2017	7	Rural (5311)	1FDEE3FS2HDC37865	20,055	22	\$ 46,546
313	Pierce	Rolling Stock	VN - Van	FORD STANDARD VAN	2013	8	Rural (5311)	1FBSS3BL3DDB05887	140,926	20	\$ 32,449

Appendix A.1 Revenue Vehicles (Continued)

Record	Agency	Asset Category	Asset Class	Make/Model	Acquisition Year	ULB (Yrs)	Funding Type	VIN Number	Mileage	Vehicle Length (ft)	Replacement Cost (2018\$)
314	Pike	Rolling Stock	CU - Cutaway Bus	FORD/GOSHEN SHUTTLE VAN WITH LIFT	2015	7	Rural (5311)	1FDEE3FS3GDC03335	120,009	22	\$ 43,302
315	Pulaski	Rolling Stock	CU - Cutaway Bus	FORD/GOSHEN SHUTTLE VAN WITH LIFT	2014	7	Rural (5311)	1FDEE3FS1FDA09689	69,075	22	\$ 45,110
316	Putnam	Rolling Stock	CU - Cutaway Bus	FORD/GOSHEN SHUTTLE VAN	2012	7	Rural (5311)	1FDEE3FS9CDA41494	177,797	22	\$ 43,830
317	Putnam	Rolling Stock	CU - Cutaway Bus	FORD/STARTRANS SHUTTLE VAN WITH LIFT	2017	7	Rural (5311)	1FDEE3FS2HDC32083	28,037	22	\$ 46,546
318	Putnam	Rolling Stock	CU - Cutaway Bus	FORD/STARTRANS SHUTTLE VAN WITH LIFT	2017	7	Rural (5311)	1FDEE3FS0HDC30154	27,976	22	\$ 46,546
319	Rabun	Rolling Stock	CU - Cutaway Bus	FORD/GOSHEN SHUTTLE VAN WITH LIFT	2014	7	Rural (5311)	1FDEE3FS1EDA26748	84,361	22	\$ 46,274
320	Rabun	Rolling Stock	CU - Cutaway Bus	FORD/GOSHEN SHUTTLE VAN WITH LIFT	2014	7	Rural (5311)	1FDEE3FSXFDA07214	60,430	22	\$ 45,252
321	Rabun	Rolling Stock	CU - Cutaway Bus	FORD/GOSHEN SHUTTLE VAN WITH LIFT	2015	7	Rural (5311)	1FDEE3FS0GDC05284	52,865	22	\$ 43,752
322	Rabun	Rolling Stock	CU - Cutaway Bus	FORD/STARTRANS SHUTTLE VAN WITH LIFT	2017	7	Rural (5311)	1FDEE3FSXHDC35491	16,162	22	\$ 46,546
323	River Valley Regional Commission	Rolling Stock	CU - Cutaway Bus	FORD/GOSHEN SHUTTLE VAN	2015	7	Rural (5311)	1FDEE3FS4GDC15381	133,526	22	\$ 39,898
324	River Valley Regional Commission	Rolling Stock	CU - Cutaway Bus	FORD/GOSHEN SHUTTLE VAN WITH LIFT	2015	7	Rural (5311)	1FDEE3FS4GDC16272	137,082	22	\$ 43,867
325	River Valley Regional Commission	Rolling Stock	CU - Cutaway Bus	FORD/GOSHEN SHUTTLE VAN WITH LIFT	2015	7	Rural (5311)	1FDEE3FS6GDC15382	137,186	22	\$ 43,867
326	River Valley Regional Commission	Rolling Stock	CU - Cutaway Bus	FORD/GOSHEN SHUTTLE VAN WITH LIFT	2015	7	Rural (5311)	1FDEE3FS2GDC15380	136,307	22	\$ 43,867
327	River Valley Regional Commission	Rolling Stock	CU - Cutaway Bus	FORD/GOSHEN SHUTTLE VAN WITH LIFT	2015	7	Rural (5311)	1FDEE3FS3GDC17168	139,409	22	\$ 43,867
328	River Valley Regional Commission	Rolling Stock	CU - Cutaway Bus	FORD/GOSHEN SHUTTLE VAN WITH LIFT	2015	7	Rural (5311)	1FDEE3FS5GDC17169	153,684	22	\$ 43,867
329	River Valley Regional Commission	Rolling Stock	CU - Cutaway Bus	FORD/GOSHEN SHUTTLE VAN WITH LIFT	2015	7	Rural (5311)	1FDEE3FS5FDA35003	175,693	22	\$ 43,867
330	River Valley Regional Commission	Rolling Stock	CU - Cutaway Bus	FORD/STARTRANS SHUTTLE BUS	2017	7	Rural (5311)	1FDDE4FS1HDC32781	23,723	24	\$ 48,425
331	River Valley Regional Commission	Rolling Stock	CU - Cutaway Bus	FORD/STARTRANS SHUTTLE VAN WITH LIFT	2017	7	Rural (5311)	1FDEE3FS4HDC35468	36,049	22	\$ 46,546
332	River Valley Regional Commission	Rolling Stock	CU - Cutaway Bus	FORD/STARTRANS SHUTTLE VAN WITH LIFT	2017	7	Rural (5311)	1FDEE3FS3HDC35476	42,991	22	\$ 46,546
333	River Valley Regional Commission	Rolling Stock	CU - Cutaway Bus	FORD/STARTRANS SHUTTLE VAN WITH LIFT	2017	7	Rural (5311)	1FDEE3FS5HDC35477	41,650	22	\$ 46,546
334	River Valley Regional Commission	Rolling Stock	CU - Cutaway Bus	FORD/STARTRANS SHUTTLE VAN WITH LIFT	2017	7	Rural (5311)	1FDEE3FS3HDC35493	36,974	22	\$ 46,546
335	River Valley Regional Commission	Rolling Stock	CU - Cutaway Bus	FORD/STARTRANS SHUTTLE VAN WITH LIFT	2017	7	Rural (5311)	1FDEE3FS7HDC35495	33,878	22	\$ 46,546
336	Social Circle	Rolling Stock	CU - Cutaway Bus	FORD/GOSHEN SHUTTLE VAN WITH LIFT	2012	7	Rural (5311)	1FDEE3FS7CDA55264	111,460	22	\$ 48,505
337	Social Circle	Rolling Stock	CU - Cutaway Bus	FORD/GOSHEN SHUTTLE VAN WITH LIFT	2015	7	Rural (5311)	1FDEE3FS5GDC19035	25,039	22	\$ 43,838
338	Southwest GA Regional Commission	Rolling Stock	CU - Cutaway Bus	FORD/GOSHEN SHUTTLE BUS	2015	7	Rural (5311)	1FDDE4FS8FDA17542	151,376	24	\$ 46,033
339	Southwest GA Regional Commission	Rolling Stock	CU - Cutaway Bus	FORD/GOSHEN SHUTTLE BUS	2015	7	Rural (5311)	1FDDE4FS6FDA19886	79,760	24	\$ 46,033
340	Southwest GA Regional Commission	Rolling Stock	CU - Cutaway Bus	FORD/GOSHEN SHUTTLE BUS WITH LIFT	2013	7	Rural (5311)	1FDDE4FS6DDA64226	109,018	24	\$ 52,654
341	Southwest GA Regional Commission	Rolling Stock	CU - Cutaway Bus	FORD/GOSHEN SHUTTLE BUS WITH LIFT	2015	7	Rural (5311)	1FDDE4FS4FDA19885	81,489	24	\$ 49,209
342	Southwest GA Regional Commission	Rolling Stock	CU - Cutaway Bus	FORD/GOSHEN SHUTTLE BUS WITH LIFT	2015	7	Rural (5311)	1FDDE4FS0GDC21012	97,945	24	\$ 49,355
343	Southwest GA Regional Commission	Rolling Stock	CU - Cutaway Bus	FORD/GOSHEN SHUTTLE VAN	2015	7	Rural (5311)	1FDEE3FS2FDA12889	176,366	22	\$ 40,298
344	Southwest GA Regional Commission	Rolling Stock	CU - Cutaway Bus	FORD/GOSHEN SHUTTLE VAN	2015	7	Rural (5311)	1FDEE3FS9FDA12890	170,543	22	\$ 40,298



Appendix A.1 Revenue Vehicles (Continued)

Record	Agency	Asset Category	Asset Class	Make/Model	Acquisition Year	ULB (Yrs)	Funding Type	VIN Number	Mileage	Vehicle Length (ft)	Replacement Cost (2018\$)
345	Southwest GA Regional Commission	Rolling Stock	CU - Cutaway Bus	FORD/GOSHEN SHUTTLE VAN WITH LIFT	2013	7	Rural (5311)	1FDEE3FS3DDA02983	117,605	22	\$ 47,155
346	Southwest GA Regional Commission	Rolling Stock	CU - Cutaway Bus	FORD/GOSHEN SHUTTLE VAN WITH LIFT	2013	7	Rural (5311)	1FDEE3FS2DDA36140	159,280	22	\$ 47,155
347	Southwest GA Regional Commission	Rolling Stock	CU - Cutaway Bus	FORD/GOSHEN SHUTTLE VAN WITH LIFT	2013	7	Rural (5311)	1FDEE3FS4DDB28950	142,546	22	\$ 47,155
348	Southwest GA Regional Commission	Rolling Stock	CU - Cutaway Bus	FORD/GOSHEN SHUTTLE VAN WITH LIFT	2013	7	Rural (5311)	1FDEE3FS9DDB30838	184,212	22	\$ 47,155
349	Southwest GA Regional Commission	Rolling Stock	CU - Cutaway Bus	FORD/GOSHEN SHUTTLE VAN WITH LIFT	2015	7	Rural (5311)	1FDEE3FS5FDA09680	137,593	22	\$ 44,068
350	Southwest GA Regional Commission	Rolling Stock	CU - Cutaway Bus	FORD/GOSHEN SHUTTLE VAN WITH LIFT	2015	7	Rural (5311)	1FDEE3FS4FDA09685	100,057	22	\$ 44,068
351	Southwest GA Regional Commission	Rolling Stock	CU - Cutaway Bus	FORD/GOSHEN SHUTTLE VAN WITH LIFT	2015	7	Rural (5311)	1FDEE3FS9FDA12887	113,229	22	\$ 44,068
352	Southwest GA Regional Commission	Rolling Stock	CU - Cutaway Bus	FORD/GOSHEN SHUTTLE VAN WITH LIFT	2015	7	Rural (5311)	1FDEE3FSXFDA09688	94,064	22	\$ 44,068
353	Southwest GA Regional Commission	Rolling Stock	CU - Cutaway Bus	FORD/GOSHEN SHUTTLE VAN WITH LIFT	2015	7	Rural (5311)	1FDEE3FS7FDA12886	179,541	22	\$ 44,214
354	Southwest GA Regional Commission	Rolling Stock	CU - Cutaway Bus	FORD/GOSHEN SHUTTLE VAN WITH LIFT	2015	7	Rural (5311)	1FDEE3FSXFDA25521	152,338	22	\$ 44,068
355	Southwest GA Regional Commission	Rolling Stock	CU - Cutaway Bus	FORD/GOSHEN SHUTTLE VAN WITH LIFT	2015	7	Rural (5311)	1FDEE3FSXFDA12882	164,584	22	\$ 44,068
356	Southwest GA Regional Commission	Rolling Stock	CU - Cutaway Bus	FORD/GOSHEN SHUTTLE VAN WITH LIFT	2015	7	Rural (5311)	1FDEE3FS1FDA12883	132,387	22	\$ 44,068
357	Southwest GA Regional Commission	Rolling Stock	CU - Cutaway Bus	FORD/GOSHEN SHUTTLE VAN WITH LIFT	2015	7	Rural (5311)	1FDEE3FS3FDA12884	160,888	22	\$ 44,068
358	Southwest GA Regional Commission	Rolling Stock	CU - Cutaway Bus	FORD/GOSHEN SHUTTLE VAN WITH LIFT	2014	7	Rural (5311)	1FDEE3FS8FDA07230	141,406	22	\$ 45,580
359	Southwest GA Regional Commission	Rolling Stock	CU - Cutaway Bus	FORD/GOSHEN SHUTTLE VAN WITH LIFT	2015	7	Rural (5311)	1FDEE3FS8GDC15383	65,719	22	\$ 44,068
360	Southwest GA Regional Commission	Rolling Stock	CU - Cutaway Bus	FORD/GOSHEN SHUTTLE VAN WITH LIFT	2015	7	Rural (5311)	1FDEE3FSXGDC15384	60,406	22	\$ 44,068
361	Southwest GA Regional Commission	Rolling Stock	CU - Cutaway Bus	FORD/GOSHEN SHUTTLE VAN WITH LIFT	2015	7	Rural (5311)	1FDEE3FS1GDC15385	51,204	22	\$ 44,068
362	Southwest GA Regional Commission	Rolling Stock	CU - Cutaway Bus	FORD/GOSHEN SHUTTLE VAN WITH LIFT	2015	7	Rural (5311)	1FDEE3FS5GDC19021	61,150	22	\$ 44,068
363	Southwest GA Regional Commission	Rolling Stock	CU - Cutaway Bus	FORD/GOSHEN SHUTTLE VAN WITH LIFT	2015	7	Rural (5311)	1FDEE3FS3GDC19020	93,864	22	\$ 44,068
364	Southwest GA Regional Commission	Rolling Stock	CU - Cutaway Bus	FORD/GOSHEN SHUTTLE VAN WITH LIFT	2015	7	Rural (5311)	1FDEE3FS3GDC15386	141,400	22	\$ 44,214
365	Southwest GA Regional Commission	Rolling Stock	CU - Cutaway Bus	FORD/GOSHEN SHUTTLE VAN WITH LIFT	2015	7	Rural (5311)	1FDEE3FS5GDC15387	147,765	22	\$ 44,214
366	Southwest GA Regional Commission	Rolling Stock	CU - Cutaway Bus	FORD/GOSHEN SHUTTLE VAN WITH LIFT	2015	7	Rural (5311)	1FDEE3FS9GDC19023	81,271	22	\$ 44,068
367	Southwest GA Regional Commission	Rolling Stock	CU - Cutaway Bus	FORD/GOSHEN SHUTTLE VAN WITH LIFT	2015	7	Rural (5311)	1FDEE3FS0GDC19024	114,093	22	\$ 44,068
368	Southwest GA Regional Commission	Rolling Stock	CU - Cutaway Bus	FORD/GOSHEN SHUTTLE VAN WITH LIFT	2015	7	Rural (5311)	1FDEE3FS7GDC19022	78,896	22	\$ 44,068
369	Southwest GA Regional Commission	Rolling Stock	CU - Cutaway Bus	FORD/GOSHEN SHUTTLE VAN WITH LIFT	2015	7	Rural (5311)	1FDEE3FS7GDC15388	144,198	22	\$ 44,068
370	Southwest GA Regional Commission	Rolling Stock	CU - Cutaway Bus	FORD/GOSHEN SHUTTLE VAN WITH LIFT	2015	7	Rural (5311)	1FDEE3FS9GDC15389	118,393	22	\$ 44,068
371	Southwest GA Regional Commission	Rolling Stock	CU - Cutaway Bus	FORD/GOSHEN SHUTTLE VAN WITH LIFT	2015	7	Rural (5311)	1FDEE3FS5GDC15390	11,063	22	\$ 44,068

Appendix A.1 Revenue Vehicles (Continued)

Record	Agency	Asset Category	Asset Class	Make/Model	Acquisition Year	ULB (Yrs)	Funding Type	VIN Number	Mileage	Vehicle Length (ft)	Replacement Cost (2018\$)
372	Southwest GA Regional Commission	Rolling Stock	CU - Cutaway Bus	FORD/GOSHEN SHUTTLE VAN WITH LIFT	2015	7	Rural (5311)	1FDEE3FS2GDC16271	113,470	22	\$ 44,068
373	Southwest GA Regional Commission	Rolling Stock	CU - Cutaway Bus	FORD/GOSHEN SHUTTLE VAN WITH LIFT	2015	7	Rural (5311)	1FDEE3FS3GDC17171	110,098	22	\$ 44,068
374	Southwest GA Regional Commission	Rolling Stock	CU - Cutaway Bus	FORD/GOSHEN SHUTTLE VAN WITH LIFT	2015	7	Rural (5311)	1FDEE3FS1GDC17170	126,078	22	\$ 44,068
375	Southwest GA Regional Commission	Rolling Stock	CU - Cutaway Bus	FORD/GOSHEN SHUTTLE VAN WITH LIFT	2015	7	Rural (5311)	1FDEE3FS7GDC19019	117,315	22	\$ 44,068
376	Southwest GA Regional Commission	Rolling Stock	CU - Cutaway Bus	FORD/GOSHEN SHUTTLE VAN WITH LIFT	2015	7	Rural (5311)	1FDEE3FS8FDA25520	119,613	22	\$ 44,068
377	Southwest GA Regional Commission	Rolling Stock	CU - Cutaway Bus	FORD/STARTRANS SHUTTLE BUS	2017	7	Rural (5311)	1FDDE4FS4HDC43113	11,566	24	\$ 48,425
378	Southwest GA Regional Commission	Rolling Stock	CU - Cutaway Bus	FORD/STARTRANS SHUTTLE BUS WITH LIFT	2017	7	Rural (5311)	1FDDE4FS3HDC32457	38,275	24	\$ 50,927
379	Southwest GA Regional Commission	Rolling Stock	CU - Cutaway Bus	FORD/STARTRANS SHUTTLE BUS WITH LIFT	2017	7	Rural (5311)	1FDDE4FS2HDC43109	31,133	24	\$ 50,927
380	Southwest GA Regional Commission	Rolling Stock	CU - Cutaway Bus	FORD/STARTRANS SHUTTLE VAN	2017	7	Rural (5311)	1FDEE3FS0HDC35502	21,901	22	\$ 42,775
381	Southwest GA Regional Commission	Rolling Stock	CU - Cutaway Bus	FORD/STARTRANS SHUTTLE VAN WITH LIFT	2017	7	Rural (5311)	1FDEE3FS2HDC28521	19,351	22	\$ 46,546
382	Southwest GA Regional Commission	Rolling Stock	CU - Cutaway Bus	FORD/STARTRANS SHUTTLE VAN WITH LIFT	2017	7	Rural (5311)	1FDEE3FS3HDC32075	19,308	22	\$ 46,546
383	Southwest GA Regional Commission	Rolling Stock	CU - Cutaway Bus	FORD/STARTRANS SHUTTLE VAN WITH LIFT	2017	7	Rural (5311)	1FDEE3FS0HDC32079	22,760	22	\$ 46,546
384	Southwest GA Regional Commission	Rolling Stock	CU - Cutaway Bus	FORD/STARTRANS SHUTTLE VAN WITH LIFT	2017	7	Rural (5311)	1FDEE3FS5HDC30165	46,323	22	\$ 46,546
385	Southwest GA Regional Commission	Rolling Stock	CU - Cutaway Bus	FORD/STARTRANS SHUTTLE VAN WITH LIFT	2017	7	Rural (5311)	1FDEE3FS7HDC32063	47,055	22	\$ 46,546
386	Southwest GA Regional Commission	Rolling Stock	CU - Cutaway Bus	FORD/STARTRANS SHUTTLE VAN WITH LIFT	2017	7	Rural (5311)	1FDEE3FS1HDC32074	36,350	22	\$ 46,546
387	Southwest GA Regional Commission	Rolling Stock	CU - Cutaway Bus	FORD/STARTRANS SHUTTLE VAN WITH LIFT	2017	7	Rural (5311)	1FDEE3FS8HDC32069	31,527	22	\$ 46,546
388	Southwest GA Regional Commission	Rolling Stock	CU - Cutaway Bus	FORD/STARTRANS SHUTTLE VAN WITH LIFT	2017	7	Rural (5311)	1FDEE3FS5HDC32076	27,752	22	\$ 46,546
389	Southwest GA Regional Commission	Rolling Stock	CU - Cutaway Bus	FORD/STARTRANS SHUTTLE VAN WITH LIFT	2017	7	Rural (5311)	1FDEE3FS7HDC32077	30,238	22	\$ 46,546
390	Southwest GA Regional Commission	Rolling Stock	CU - Cutaway Bus	FORD/STARTRANS SHUTTLE VAN WITH LIFT	2017	7	Rural (5311)	1FDEE3FS9HDC32078	31,812	22	\$ 46,546
391	Southwest GA Regional Commission	Rolling Stock	CU - Cutaway Bus	FORD/STARTRANS SHUTTLE VAN WITH LIFT	2017	7	Rural (5311)	1FDEE3FSXHDC32073	52,195	22	\$ 46,546
392	Southwest GA Regional Commission	Rolling Stock	CU - Cutaway Bus	FORD/STARTRANS SHUTTLE VAN WITH LIFT	2017	7	Rural (5311)	1FDEE3FS7HDC32080	34,933	22	\$ 46,546
393	Southwest GA Regional Commission	Rolling Stock	CU - Cutaway Bus	FORD/STARTRANS SHUTTLE VAN WITH LIFT	2017	7	Rural (5311)	1FDEE3FS4HDC32084	46,653	22	\$ 46,546
394	Southwest GA Regional Commission	Rolling Stock	CU - Cutaway Bus	FORD/STARTRANS SHUTTLE VAN WITH LIFT	2017	7	Rural (5311)	1FDEE3FS1HDC32060	52,783	22	\$ 46,546
395	Southwest GA Regional Commission	Rolling Stock	CU - Cutaway Bus	FORD/STARTRANS SHUTTLE VAN WITH LIFT	2017	7	Rural (5311)	1FDEE3FS4HDC32067	50,385	22	\$ 46,546
396	Southwest GA Regional Commission	Rolling Stock	CU - Cutaway Bus	FORD/STARTRANS SHUTTLE VAN WITH LIFT	2017	7	Rural (5311)	1FDEE3FS3HDC32061	40,658	22	\$ 46,546
397	Southwest GA Regional Commission	Rolling Stock	CU - Cutaway Bus	FORD/STARTRANS SHUTTLE VAN WITH LIFT	2017	7	Rural (5311)	1FDEE3FS6HDC32068	41,054	22	\$ 46,546
398	Southwest GA Regional Commission	Rolling Stock	CU - Cutaway Bus	FORD/STARTRANS SHUTTLE VAN WITH LIFT	2017	7	Rural (5311)	1FDEE3FS4HDC32070	50,784	22	\$ 46,546

Appendix A.1 Revenue Vehicles (Continued)

Record	Agency	Asset Category	Asset Class	Make/Model	Acquisition Year	ULB (Yrs)	Funding Type	VIN Number	Mileage	Vehicle Length (ft)	Replacement Cost (2018\$)
399	Southwest GA Regional Commission	Rolling Stock	CU - Cutaway Bus	FORD/STARTRANS SHUTTLE VAN WITH LIFT	2017	7	Rural (5311)	1FDDE4FSXHDC32455	23,730	22	\$ 50,927
400	Southwest GA Regional Commission	Rolling Stock	CU - Cutaway Bus	FORD/STARTRANS SHUTTLE VAN WITH LIFT	2017	7	Rural (5311)	1FDDE3FS6HDC61022	12,031	22	\$ 46,546
401	Southwest GA Regional Commission	Rolling Stock	CU - Cutaway Bus	FORD/STARTRANS SHUTTLE VAN WITH LIFT	2017	7	Rural (5311)	1FDDE3FS3HDC61026	93,455	22	\$ 46,546
402	Southwest GA Regional Commission	Rolling Stock	CU - Cutaway Bus	FORD/STARTRANS SHUTTLE VAN WITH LIFT	2017	7	Rural (5311)	1FDDE3FS6HDC60999	17,037	22	\$ 46,546
403	Southwest GA Regional Commission	Rolling Stock	CU - Cutaway Bus	FORD/STARTRANS SHUTTLE VAN WITH LIFT	2017	7	Rural (5311)	1FDDE3FS4HDC60998	20,915	22	\$ 46,546
404	Southwest GA Regional Commission	Rolling Stock	CU - Cutaway Bus	FORD/STARTRANS SHUTTLE VAN WITH LIFT	2017	7	Rural (5311)	1FDDE3FS2HDC61003	35,597	22	\$ 46,546
405	Southwest GA Regional Commission	Rolling Stock	CU - Cutaway Bus	FORD/STARTRANS SHUTTLE VAN WITH LIFT	2017	7	Rural (5311)	1FDDE3FS6HDC61005	28,526	22	\$ 46,546
406	Southwest GA Regional Commission	Rolling Stock	CU - Cutaway Bus	FORD/STARTRANS SHUTTLE VAN WITH LIFT	2017	7	Rural (5311)	1FDDE3FS2HDC61020	20,260	22	\$ 46,546
407	Southwest GA Regional Commission	Rolling Stock	CU - Cutaway Bus	FORD/STARTRANS SHUTTLE VAN WITH LIFT	2017	7	Rural (5311)	1FDDE3FS5HDC61013	18,449	22	\$ 46,546
408	Southwest GA Regional Commission	Rolling Stock	CU - Cutaway Bus	FORD/STARTRANS SHUTTLE VAN WITH LIFT	2017	7	Rural (5311)	1FDDE3FS7HDC61000	22,721	22	\$ 46,546
409	Southwest GA Regional Commission	Rolling Stock	CU - Cutaway Bus	FORD/STARTRANS SHUTTLE VAN WITH LIFT	2017	7	Rural (5311)	1FDDE3FS0HDC61002	26,968	22	\$ 46,546
410	Southwest GA Regional Commission	Rolling Stock	CU - Cutaway Bus	FORD/STARTRANS SHUTTLE VAN WITH LIFT	2017	7	Rural (5311)	1FDDE3FS4HDC61021	15,918	22	\$ 46,546
411	Southwest GA Regional Commission	Rolling Stock	CU - Cutaway Bus	FORD/STARTRANS SHUTTLE VAN WITH LIFT	2017	7	Rural (5311)	1FDDE3FS1HDC61025	9,495	22	\$ 46,546
412	Southwest GA Regional Commission	Rolling Stock	CU - Cutaway Bus	FORD/STARTRANS SHUTTLE VAN WITH LIFT	2017	7	Rural (5311)	1FDDE3FS7HDC61014	5,143	22	\$ 46,546
413	Southwest GA Regional Commission	Rolling Stock	CU - Cutaway Bus	FORD/STARTRANS SHUTTLE VAN WITH LIFT	2017	7	Rural (5311)	1FDDE3FSXHDC37869	11,505	22	\$ 46,546
414	Spalding	Rolling Stock	CU - Cutaway Bus	FORD/GOSHEN SHUTTLE VAN	2015	7	Rural (5311)	1FDDE3FS5GDC03336	90,365	22	\$ 39,466
415	Spalding	Rolling Stock	CU - Cutaway Bus	FORD/GOSHEN SHUTTLE VAN	2015	7	Rural (5311)	1FDDE3FS7GDC03337	85,756	22	\$ 39,466
416	Spalding	Rolling Stock	CU - Cutaway Bus	FORD/GOSHEN SHUTTLE VAN	2015	7	Rural (5311)	1FDDE3FS8GDC03346	87,226	22	\$ 39,466
417	Spalding	Rolling Stock	CU - Cutaway Bus	FORD/GOSHEN SHUTTLE VAN WITH LIFT	2015	7	Rural (5311)	1FDDE3FSXGDC03347	80,081	22	\$ 43,435
418	Spalding	Rolling Stock	CU - Cutaway Bus	FORD/GOSHEN SHUTTLE VAN WITH LIFT	2015	7	Rural (5311)	1FDDE3FS0GDC03339	100,153	22	\$ 43,435
419	Talbot	Rolling Stock	CU - Cutaway Bus	FORD/GOSHEN SHUTTLE BUS WITH LIFT	2013	7	Rural (5311)	1FDDE4FS1EDA09071	151,536	24	\$ 52,133
420	Talbot	Rolling Stock	CU - Cutaway Bus	FORD/GOSHEN SHUTTLE BUS WITH LIFT	2014	7	Rural (5311)	1FDDE4FS6EDA52935	124,709	24	\$ 50,393
421	Talbot	Rolling Stock	CU - Cutaway Bus	FORD/GOSHEN SHUTTLE BUS WITH LIFT	2015	7	Rural (5311)	1FDDE4FS5FDA32872	94,595	24	\$ 48,722
422	Talbot	Rolling Stock	CU - Cutaway Bus	FORD/GOSHEN SHUTTLE BUS WITH LIFT	2015	7	Rural (5311)	1FDDE4FS7FDA32873	114,233	24	\$ 48,722
423	Talbot	Rolling Stock	CU - Cutaway Bus	FORD/STARTRANS SHUTTLE BUS WITH LIFT	2017	7	Rural (5311)	1FDDE4FSXHDC29975	26,419	24	\$ 50,927
424	Taliaferro	Rolling Stock	CU - Cutaway Bus	FORD/GOSHEN SHUTTLE VAN	2013	7	Rural (5311)	1FDDE3FS4DDB12733	88,796	22	\$ 42,530
425	Taliaferro	Rolling Stock	CU - Cutaway Bus	FORD/GOSHEN SHUTTLE VAN WITH LIFT	2014	7	Rural (5311)	1FDDE3FS0EDB17722	46,589	22	\$ 45,213
426	Taylor	Rolling Stock	CU - Cutaway Bus	FORD GOSHEN SHUTTLE VAN WITH LIFT	2015	7	Rural (5311)	1FDDE3FS9GDC03338	125,858	22	\$ 43,687
427	Taylor	Rolling Stock	CU - Cutaway Bus	FORD/GOSHEN SHUTTLE VAN WITH LIFT	2014	7	Rural (5311)	1FDDE3FS8FDA07227	118,831	22	\$ 45,186
428	Taylor	Rolling Stock	CU - Cutaway Bus	FORD/STARTRANS SHUTTLE VAN WITH LIFT	2017	7	Rural (5311)	1FDDE3FS5HDC35494	32,344	22	\$ 46,546
429	Taylor	Rolling Stock	CU - Cutaway Bus	FORD/STARTRANS SHUTTLE VAN WITH LIFT	2017	7	Rural (5311)	1FDDE3FSXHDC61024	5,277	22	\$ 46,546
430	Telfair	Rolling Stock	CU - Cutaway Bus	FORD/GOSHEN SHUTTLE VAN	2014	7	Rural (5311)	1FDDE3FS1FDA07215	68,891	22	\$ 41,115
431	Telfair	Rolling Stock	CU - Cutaway Bus	FORD/STARTRANS SHUTTLE VAN WITH LIFT	2017	7	Rural (5311)	1FDDE3FS0HDC35483	12,606	22	\$ 46,546
432	Thomas	Rolling Stock	CU - Cutaway Bus	FORD/GOSHEN SHUTTLE BUS	2012	7	Rural (5311)	1FDDE4FS6CDA82529	152	24	\$ 50,591
433	Thomas	Rolling Stock	CU - Cutaway Bus	FORD/GOSHEN SHUTTLE BUS	2013	7	Rural (5311)	1FDDE4FS5DDB19393	86,507	24	\$ 48,925



Appendix A.1 Revenue Vehicles (Continued)

Record	Agency	Asset Category	Asset Class	Make/Model	Acquisition Year	ULB (Yrs)	Funding Type	VIN Number	Mileage	Vehicle Length (ft)	Replacement Cost (2018\$)
434	Thomas	Rolling Stock	CU - Cutaway Bus	FORD/GOSHEN SHUTTLE BUS WITH LIFT	2014	7	Rural (5311)	1FDDE4FS1EDA88354	146,923	24	\$ 50,576
435	Thomas	Rolling Stock	CU - Cutaway Bus	FORD/GOSHEN SHUTTLE VAN	2012	7	Rural (5311)	1FDEE3FS7CDA82769	213,034	22	\$ 44,025
436	Thomas	Rolling Stock	CU - Cutaway Bus	FORD/GOSHEN SHUTTLE VAN	2015	7	Rural (5311)	1FDEE3FSXGDC03378	58,829	22	\$ 39,491
437	Thomas	Rolling Stock	CU - Cutaway Bus	FORD/GOSHEN SHUTTLE VAN WITH LIFT	2012	7	Rural (5311)	1FDEE3FS1CDA50805	17,872	22	\$ 48,417
438	Thomas	Rolling Stock	CU - Cutaway Bus	FORD/GOSHEN SHUTTLE VAN WITH LIFT	2013	7	Rural (5311)	1FDEE3FS1DDA02982	173,908	22	\$ 46,823
439	Thomas	Rolling Stock	CU - Cutaway Bus	FORD/GOSHEN SHUTTLE VAN WITH LIFT	2015	7	Rural (5311)	1FDEE3FS3GDC03349	88,678	22	\$ 43,758
440	Thomas	Rolling Stock	CU - Cutaway Bus	FORD/STARTRANS SHUTTLE VAN	2017	7	Rural (5311)	1FDEE3FS1HDC35492	14,126	22	\$ 42,775
441	Thomas	Rolling Stock	CU - Cutaway Bus	FORD/STARTRANS SHUTTLE VAN	2017	7	Rural (5311)	1FDEE3FS4HDC35499	10,264	22	\$ 42,775
442	Thomas	Rolling Stock	CU - Cutaway Bus	FORD/STARTRANS SHUTTLE VAN WITH LIFT	2017	7	Rural (5311)	1FDEE3FSXHDC30159	31,740	22	\$ 46,546
443	Thomas	Rolling Stock	CU - Cutaway Bus	FORD/STARTRANS SHUTTLE VAN WITH LIFT	2017	7	Rural (5311)	1FDEE3FS6HDC30160	33,934	22	\$ 46,546
444	Thomas	Rolling Stock	CU - Cutaway Bus	FORD/STARTRANS SHUTTLE VAN WITH LIFT	2017	7	Rural (5311)	1FDEE3FSXHDC30162	32,769	22	\$ 46,546
445	Thomas	Rolling Stock	CU - Cutaway Bus	FORD/STARTRANS SHUTTLE VAN WITH LIFT	2017	7	Rural (5311)	1FDEE3FS1HDC30163	26,800	22	\$ 46,546
446	Thomas	Rolling Stock	CU - Cutaway Bus	FORD/STARTRANS SHUTTLE VAN WITH LIFT	2017	7	Rural (5311)	1FDEE3FS1HDC35489	23,350	22	\$ 46,546
447	Thomas	Rolling Stock	CU - Cutaway Bus	FORD/GOSHEN SHUTTLE VAN WITH LIFT	2015	7	Rural (5311)	1FDEE3FS1GDC03348	80,877	22	\$ 43,758
448	Tift	Rolling Stock	CU - Cutaway Bus	FORD/STARTRANS SHUTTLE VAN WITH LIFT	2017	7	Rural (5311)	1FDEE3FS5HDC32059	27,404	22	\$ 46,546
449	Tift	Rolling Stock	CU - Cutaway Bus	FORD/STARTRANS SHUTTLE VAN WITH LIFT	2017	7	Rural (5311)	1FDEE3FS6HDC30157	26,744	22	\$ 46,546
450	Towns	Rolling Stock	CU - Cutaway Bus	FORD/GOSHEN SHUTTLE VAN WITH LIFT	2014	7	Rural (5311)	1FDEE3FSXFDA07228	66,871	22	\$ 45,245
451	Towns	Rolling Stock	CU - Cutaway Bus	FORD/STARTRANS SHUTTLE VAN WITH LIFT	2017	7	Rural (5311)	1FDEE3FS6HDC32071	25,753	22	\$ 46,546
452	Troup	Rolling Stock	CU - Cutaway Bus	FORD/ELKHART SHUTTLE VAN	2009	7	Rural (5311)	1FDEE35S89DA61813	235,817	22	\$ 50,379
453	Troup	Rolling Stock	CU - Cutaway Bus	FORD/GOSHEN SHUTTLE VAN	2010	7	Rural (5311)	1FDEE3FS7ADB02337	186,801	22	\$ 46,861
454	Troup	Rolling Stock	CU - Cutaway Bus	FORD/GOSHEN SHUTTLE VAN WITH LIFT	2010	7	Rural (5311)	1FDEE3FS6BDA02618	177,708	22	\$ 51,559
455	Troup	Rolling Stock	CU - Cutaway Bus	FORD/GOSHEN SHUTTLE VAN WITH LIFT	2015	7	Rural (5311)	1FDEE3FS3GDC05280	58,039	22	\$ 43,548
456	Troup	Rolling Stock	CU - Cutaway Bus	FORD/STARTRANS SHUTTLE VAN WITH LIFT	2017	7	Rural (5311)	1FDEE3FS2HDC30155	22,641	22	\$ 46,546
457	Troup	Rolling Stock	CU - Cutaway Bus	FORD/STARTRANS SHUTTLE VAN WITH LIFT	2017	7	Rural (5311)	1FDEE3FS9HDC35482	9,670	22	\$ 46,546
458	Turner	Rolling Stock	CU - Cutaway Bus	FORD/GOSHEN SHUTTLE VAN WITH LIFT	2015	7	Rural (5311)	1FDEE3FS7GDC03371	48,692	22	\$ 43,687
459	Turner	Rolling Stock	CU - Cutaway Bus	FORD/STARTRANS SHUTTLE VAN WITH LIFT	2017	7	Rural (5311)	1FDEE3FS6HDC35469	32,562	22	\$ 46,546
460	Turner	Rolling Stock	CU - Cutaway Bus	FORD/GOSHEN SHUTTLE VAN WITH LIFT	2014	7	Rural (5311)	1FDEE3FS6FDA12880	51,213	22	\$ 45,186
461	Twiggs	Rolling Stock	CU - Cutaway Bus	FORD/GOSHEN SHUTTLE VAN	2015	7	Rural (5311)	1FDEE3FS2GDC22538	56,571	22	\$ 39,719
462	Twiggs	Rolling Stock	CU - Cutaway Bus	FORD/GOSHEN SHUTTLE VAN WITH LIFT	2014	7	Rural (5311)	1FDEE3FSXEDA23752	152,773	22	\$ 45,197
463	Union	Rolling Stock	CU - Cutaway Bus	FORD/GOSHEN SHUTTLE VAN WITH LIFT	2015	7	Rural (5311)	1FDEE3FS9GDC03341	47,399	22	\$ 43,752
464	Union	Rolling Stock	CU - Cutaway Bus	FORD/GOSHEN SHUTTLE VAN WITH LIFT	2015	7	Rural (5311)	1FDEE3FS0GDC03342	43,533	22	\$ 43,752
465	Upton	Rolling Stock	CU - Cutaway Bus	FORD/GOSHEN SHUTTLE BUS WITH LIFT	2015	7	Rural (5311)	1FDDE4FS7FDA32906	105,202	24	\$ 48,476
466	Upton	Rolling Stock	CU - Cutaway Bus	FORD/GOSHEN SHUTTLE VAN WITH LIFT	2013	7	Rural (5311)	1FDEE3FS9DDA02986	190,029	22	\$ 46,371
467	Upton	Rolling Stock	CU - Cutaway Bus	FORD/STARTRANS SHUTTLE VAN	2017	7	Rural (5311)	1FDEE3FS9HDC35465	31,897	22	\$ 43,083
468	Upton	Rolling Stock	CU - Cutaway Bus	FORD/STARTRANS SHUTTLE VAN WITH LIFT	2017	7	Rural (5311)	1FDEE3FS7HDC35500	34,999	22	\$ 46,239
469	Walker	Rolling Stock	CU - Cutaway Bus	FORD/GOSHEN SHUTTLE VAN WITH LIFT	2014	7	Rural (5311)	1FDEE3FS9EDB17721	133,101	22	\$ 45,177
470	Walker	Rolling Stock	CU - Cutaway Bus	FORD/GOSHEN SHUTTLE VAN WITH LIFT	2014	7	Rural (5311)	1FDEE3FSXFDA03079	143,585	22	\$ 45,177
471	Walker	Rolling Stock	CU - Cutaway Bus	FORD/GOSHEN SHUTTLE VAN WITH LIFT	2014	7	Rural (5311)	1FDEE3FS4FDA04261	153,763	22	\$ 45,177
472	Walker	Rolling Stock	CU - Cutaway Bus	FORD/GOSHEN SHUTTLE VAN WITH LIFT	2014	7	Rural (5311)	1FDEE3FS6FDA03080	142,457	22	\$ 45,177
473	Walker	Rolling Stock	CU - Cutaway Bus	FORD/GOSHEN SHUTTLE VAN WITH LIFT	2014	7	Rural (5311)	1FDEE3FS8FDA03081	149,806	22	\$ 45,177
474	Walker	Rolling Stock	CU - Cutaway Bus	FORD/GOSHEN SHUTTLE VAN WITH LIFT	2014	7	Rural (5311)	1FDEE3FS6FDA04262	126,845	22	\$ 45,177
475	Walker	Rolling Stock	CU - Cutaway Bus	FORD/GOSHEN SHUTTLE VAN WITH LIFT	2014	7	Rural (5311)	1FDEE3FS8FDA04263	152,347	22	\$ 45,177
476	Walker	Rolling Stock	CU - Cutaway Bus	FORD/GOSHEN SHUTTLE VAN WITH LIFT	2015	7	Rural (5311)	1FDEE3FS4GDC19026	94,704	22	\$ 43,679
477	Walker	Rolling Stock	CU - Cutaway Bus	FORD/GOSHEN SHUTTLE VAN WITH LIFT	2015	7	Rural (5311)	1FDEE3FS6GDC19027	79,799	22	\$ 43,679
478	Walker	Rolling Stock	CU - Cutaway Bus	FORD/GOSHEN SHUTTLE VAN WITH LIFT	2015	7	Rural (5311)	1FDEE3FS8GDC19028	100,158	22	\$ 43,679

Appendix A.1 Revenue Vehicles (Continued)

Record	Agency	Asset Category	Asset Class	Make/Model	Acquisition Year	ULB (Yrs)	Funding Type	VIN Number	Mileage	Vehicle Length (ft)	Replacement Cost (2018\$)
479	Walker	Rolling Stock	CU - Cutaway Bus	FORD/GOSHEN SHUTTLE VAN WITH LIFT	2015	7	Rural (5311)	1FDEE3FSXGDC19029	87,355	22	\$ 43,679
480	Walker	Rolling Stock	CU - Cutaway Bus	FORD/GOSHEN SHUTTLE VAN WITH LIFT	2015	7	Rural (5311)	1FDEE3FS6GDC19030	98,382	22	\$ 43,679
481	Ware	Rolling Stock	CU - Cutaway Bus	FORD/GOSHEN SHUTTLE VAN WITH LIFT	2015	7	Rural (5311)	1FDEE3FS5GDC05278	57,102	22	\$ 43,621
482	Ware	Rolling Stock	CU - Cutaway Bus	FORD/GOSHEN SHUTTLE VAN WITH LIFT	2015	7	Rural (5311)	1FDEE3FS7GDC05279	76,430	22	\$ 43,621
483	Ware	Rolling Stock	CU - Cutaway Bus	FORD/GOSHEN SHUTTLE VAN WITH LIFT	2015	7	Rural (5311)	1FDEE3FS1FDA25522	57,312	22	\$ 43,621
484	Ware	Rolling Stock	CU - Cutaway Bus	FORD/STARTRANS SHUTTLE VAN WITH LIFT	2017	7	Rural (5311)	1FDEE3FS8HDC30158	13,720	22	\$ 46,546
485	Ware	Rolling Stock	CU - Cutaway Bus	FORD/STARTRANS SHUTTLE VAN WITH LIFT	2017	7	Rural (5311)	1FDEE3FS1HDC35461	26,764	22	\$ 46,546
486	Warren	Rolling Stock	CU - Cutaway Bus	FORD/GOSHEN SHUTTLE VAN WITH LIFT	2014	7	Rural (5311)	1FDEE3FS5FDA09677	57,990	22	\$ 45,076
487	Warren	Rolling Stock	CU - Cutaway Bus	FORD/GOSHEN SHUTTLE VAN WITH LIFT	2015	7	Rural (5311)	1FDEE3FS4GDC03344	74,386	22	\$ 43,581
488	Wayne	Rolling Stock	CU - Cutaway Bus	FORD/GOSHEN SHUTTLE VAN WITH LIFT	2014	7	Rural (5311)	1FDEE3FS2FDA07210	106,660	22	\$ 45,037
489	Wayne	Rolling Stock	CU - Cutaway Bus	FORD/GOSHEN SHUTTLE VAN WITH LIFT	2014	7	Rural (5311)	1FDEE3FS4FDA07211	108,549	22	\$ 45,037
490	Wayne	Rolling Stock	CU - Cutaway Bus	FORD/GOSHEN SHUTTLE VAN WITH LIFT	2015	7	Rural (5311)	1FDEE3FS8GDC03332	80,896	22	\$ 43,654
491	Wayne	Rolling Stock	CU - Cutaway Bus	FORD/GOSHEN SHUTTLE VAN WITH LIFT	2015	7	Rural (5311)	1FDEE3FS3GDC05277	92,197	22	\$ 43,654
492	Wayne	Rolling Stock	CU - Cutaway Bus	FORD/STARTRANS SHUTTLE VAN WITH LIFT	2017	7	Rural (5311)	1FDEE3FS8HDC32072	27,053	22	\$ 46,546
493	Wayne	Rolling Stock	CU - Cutaway Bus	FORD/STARTRANS SHUTTLE VAN WITH LIFT	2017	7	Rural (5311)	1FDEE3FS9HDC30153	19,008	22	\$ 46,546
494	Wayne	Rolling Stock	CU - Cutaway Bus	FORD/STARTRANS SHUTTLE VAN WITH LIFT	2017	7	Rural (5311)	1FDEE3FS8HDC32055	15,434	22	\$ 46,546
495	Wayne	Rolling Stock	CU - Cutaway Bus	FORD/STARTRANS SHUTTLE VAN WITH LIFT	2017	7	Rural (5311)	1FDEE3FS2HDC35484	17,329	22	\$ 46,546
496	Wayne	Rolling Stock	CU - Cutaway Bus	FORD/STARTRANS SHUTTLE VAN WITH LIFT	2017	7	Rural (5311)	1FDEE3FS6HDC35472	18,364	22	\$ 46,546
497	Wayne	Rolling Stock	CU - Cutaway Bus	FORD/STARTRANS SHUTTLE VAN WITH LIFT	2017	7	Rural (5311)	1FDEE3FS1HDC35475	21,445	22	\$ 46,546
498	Wayne	Rolling Stock	VN - Van	FORD STANDARD VAN	2011	8	Rural (5311)	1FBSS3BL8BDA45425	94,512	20	\$ 31,550
499	Wheeler	Rolling Stock	CU - Cutaway Bus	FORD/GOSHEN SHUTTLE VAN WITH LIFT	2014	7	Rural (5311)	1FDEE3FS3FDA09676	92,311	22	\$ 45,321
500	Wheeler	Rolling Stock	CU - Cutaway Bus	FORD/GOSHEN SHUTTLE VAN WITH LIFT	2015	7	Rural (5311)	1FDEE3FS2GDC03374	53,174	22	\$ 43,818
501	Whitfield	Rolling Stock	CU - Cutaway Bus	FORD/GOSHEN SHUTTLE BUS WITH LIFT	2013	7	Rural (5311)	1FD4E4FS7DDB31917	109,432	24	\$ 52,588
502	Whitfield	Rolling Stock	CU - Cutaway Bus	FORD/GOSHEN SHUTTLE BUS WITH LIFT	2013	7	Rural (5311)	1FD4E4FS9DDB31918	109,363	24	\$ 52,588
503	Whitfield	Rolling Stock	CU - Cutaway Bus	FORD/GOSHEN SHUTTLE BUS WITH LIFT	2014	7	Rural (5311)	1FD4E4FS4EDA88350	110,621	24	\$ 50,832
504	Whitfield	Rolling Stock	CU - Cutaway Bus	FORD/GOSHEN SHUTTLE BUS WITH LIFT	2014	7	Rural (5311)	1FD4E4FS6EDA88351	102,588	24	\$ 50,832
505	Whitfield	Rolling Stock	CU - Cutaway Bus	FORD/GOSHEN SHUTTLE BUS WITH LIFT	2015	7	Rural (5311)	1FD4E4FS3FDA32904	76,433	24	\$ 49,147
506	Whitfield	Rolling Stock	CU - Cutaway Bus	FORD/GOSHEN SHUTTLE BUS WITH LIFT	2015	7	Rural (5311)	1FD4E4FS1FDA32903	73,755	24	\$ 49,147
507	Whitfield	Rolling Stock	CU - Cutaway Bus	FORD/GOSHEN SHUTTLE BUS WITH LIFT	2015	7	Rural (5311)	1FD4E4FS5FDA32905	67,126	24	\$ 49,147
508	Whitfield	Rolling Stock	CU - Cutaway Bus	FORD/STARTRANS SHUTTLE BUS WITH LIFT	2017	7	Rural (5311)	1FD4E4FS5HDC32783	18,066	24	\$ 50,653
509	Whitfield	Rolling Stock	CU - Cutaway Bus	FORD/STARTRANS SHUTTLE BUS WITH LIFT	2017	7	Rural (5311)	1FD4E4FS0HDC35526	13,699	24	\$ 50,653
510	Whitfield	Rolling Stock	CU - Cutaway Bus	FORD/STARTRANS SHUTTLE BUS WITH LIFT	2017	7	Rural (5311)	1FD4E4FS9HDC35525	12,626	24	\$ 50,653
511	Wilcox	Rolling Stock	CU - Cutaway Bus	FORD/GOSHEN SHUTTLE VAN WITH LIFT	2015	7	Rural (5311)	1FDEE3FS2GDC19025	172,606	22	\$ 43,785
512	Wilcox	Rolling Stock	CU - Cutaway Bus	FORD/STARTRANS SHUTTLE VAN WITH LIFT	2017	7	Rural (5311)	1FDEE3FS8HDC37868	27,661	22	\$ 46,546
513	Wilcox	Rolling Stock	CU - Cutaway Bus	FORD/STARTRANS SHUTTLE VAN WITH LIFT	2017	7	Rural (5311)	1FDEE3FS6HDC37867	29,013	22	\$ 46,546
514	Wilkes	Rolling Stock	CU - Cutaway Bus	FORD/GOSHEN SHUTTLE VAN	2013	7	Rural (5311)	1FDEE3FS0DDB19386	142,169	22	\$ 42,388
515	Wilkes	Rolling Stock	CU - Cutaway Bus	FORD/STARTRANS SHUTTLE VAN	2017	7	Rural (5311)	1FDEE3FS8HDC30161	23,687	22	\$ 43,647
516	Wilkes	Rolling Stock	CU - Cutaway Bus	FORD/STARTRANS SHUTTLE VAN WITH LIFT	2017	7	Rural (5311)	1FDEE3FS4HDC30156	26,680	22	\$ 45,675
517	Wilkinson	Rolling Stock	CU - Cutaway Bus	FORD/GOSHEN SHUTTLE VAN	2014	7	Rural (5311)	1FDEE3FS9EDA46441	120,711	22	\$ 41,051
518	Wilkinson	Rolling Stock	CU - Cutaway Bus	FORD/GOSHEN SHUTTLE VAN WITH LIFT	2013	7	Rural (5311)	1FDEE3FS2DDB12732	116,200	22	\$ 46,740
519	Wilkinson	Rolling Stock	CU - Cutaway Bus	FORD/STARTRANS SHUTTLE VAN WITH LIFT	2017	7	Rural (5311)	1FDEE3FS0HDC32082	20,639	22	\$ 46,546
520	Athens Clarke	Rolling Stock	BU - Bus	GILLIG /G21D102N4	2008	14	Small Urban (5307)	15GGD211071079575	312,254	40	\$ 486,261
521	Athens Clarke	Rolling Stock	BU - Bus	GILLIG /G21D102N4	2008	14	Small Urban (5307)	15GGD211271079576	278,548	40	\$ 486,261
522	Athens Clarke	Rolling Stock	BU - Bus	GILLIG /G273102N2	2009	12	Small Urban (5307)	15GGE271891091769	239,155	30	\$ 456,919
523	Athens Clarke	Rolling Stock	BU - Bus	GILLIG /G273102N2	2009	12	Small Urban (5307)	15GGE271491091770	211,451	30	\$ 456,919



Appendix A.1 Revenue Vehicles (Continued)

Record	Agency	Asset Category	Asset Class	Make/Model	Acquisition Year	ULB (Yrs)	Funding Type	VIN Number	Mileage	Vehicle Length (ft)	Replacement Cost (2018\$)
524	Athens Clarke	Rolling Stock	BU - Bus	GILLIG /G27D102N4	2009	14	Small Urban (5307)	15GGD271791177013	281,950	40	\$ 492,572
525	Athens Clarke	Rolling Stock	BU - Bus	GILLIG /G27D102N4	2011	14	Small Urban (5307)	15GGD2715B1178540	202,370	40	\$ 496,048
526	Athens Clarke	Rolling Stock	BU - Bus	GILLIG /G27D102N4	2011	14	Small Urban (5307)	15GGD2717B1178541	193,291	40	\$ 496,048
527	Athens Clarke	Rolling Stock	BU - Bus	GILLIG /G27D102N4	2011	14	Small Urban (5307)	15GGD2719B1178542	244,231	40	\$ 496,048
528	Athens Clarke	Rolling Stock	BU - Bus	GILLIG /G27D102N4	2011	14	Small Urban (5307)	15GGD2710B1178543	244,216	40	\$ 496,048
529	Athens Clarke	Rolling Stock	BU - Bus	GILLIG /G27D102N4	2013	14	Small Urban (5307)	15GGD2710D1181722	137,601	40	\$ 461,738
530	Athens Clarke	Rolling Stock	BU - Bus	GILLIG /G27D102N4	2013	14	Small Urban (5307)	15GGD2712D1181723	131,414	40	\$ 461,738
531	Athens Clarke	Rolling Stock	BU - Bus	GILLIG /G27D102N4	2013	14	Small Urban (5307)	15GGD2714D1181724	135,560	40	\$ 461,738
532	Athens Clarke	Rolling Stock	BU - Bus	GILLIG /G27D102N4	2013	14	Small Urban (5307)	15GGD2716D1181725	115,271	40	\$ 461,738
533	Athens Clarke	Rolling Stock	BU - Bus	GILLIG /G27D102N4	2015	14	Small Urban (5307)	15GGD2712F1186567	94,241	40	\$ 492,885
534	Athens Clarke	Rolling Stock	BU - Bus	GILLIG /G27D102N4	2015	14	Small Urban (5307)	15GGD2714F1186568	111,099	40	\$ 492,885
535	Athens Clarke	Rolling Stock	BU - Bus	GILLIG /G29D102N4	2005	14	Small Urban (5307)	15GGD291751074116	353,669	40	\$ 442,287
536	Athens Clarke	Rolling Stock	BU - Bus	GILLIG /G29D102N4	2005	14	Small Urban (5307)	15GGD291951074117	347,505	40	\$ 442,287
537	Athens Clarke	Rolling Stock	BU - Bus	GILLIG /G29E102R2	2004	12	Small Urban (5307)	15GGE291741090859	265,386	30	\$ 421,716
538	Athens Clarke	Rolling Stock	BU - Bus	GILLIG /G29E102R2	2006	12	Small Urban (5307)	15GGE291861091019	260,008	30	\$ 420,588
539	Athens Clarke	Rolling Stock	BU - Bus	GILLIG /G30D102N4	2018	14	Small Urban (5307)	15GGD3014J3189676	24,610	40	\$ 700,608
540	Athens Clarke	Rolling Stock	BU - Bus	GILLIG /G30D102N4	2018	14	Small Urban (5307)	15GGD3016J3189677	19,266	40	\$ 700,608
541	Athens Clarke	Rolling Stock	BU - Bus	GILLIG /G30D102N4	2018	14	Small Urban (5307)	15GGD3018J3189678	25,509	40	\$ 700,608
542	Athens Clarke	Rolling Stock	BU - Bus	GILLIG /G30D102N4	2018	14	Small Urban (5307)	15GGD301XJ3189679	17,315	40	\$ 700,608
543	Athens Clarke	Rolling Stock	BU - Bus	GILLIG /G30D102N4	2018	14	Small Urban (5307)	15GGD3016J3189680	21,777	40	\$ 700,608
544	Athens Clarke	Rolling Stock	BU - Bus	GILLIG /G30D102N4	2018	14	Small Urban (5307)	15GGD3018J3189681	14,448	40	\$ 700,608
545	Athens Clarke	Rolling Stock	BU - Bus	GILLIG /G30D102N4	2018	14	Small Urban (5307)	15GGD301XJ3189682	20,982	40	\$ 700,608
546	Athens Clarke	Rolling Stock	BU - Bus	GILLIG /G30D102N4	2018	14	Small Urban (5307)	15GGD3011J3189683	21,923	40	\$ 700,608
547	Athens Clarke	Rolling Stock	BU - Bus	GILLIG /G30D102N4	2018	14	Small Urban (5307)	15GGD3013J3189684	19,764	40	\$ 700,608
548	Athens Clarke	Rolling Stock	BU - Bus	GILLIG /G30D102N4	2018	14	Small Urban (5307)	15GGD3015J3189685	20,846	40	\$ 700,608
549	Athens Clarke	Rolling Stock	BU - Bus	GILLIG /G30D102N4	2018	14	Small Urban (5307)	15GGD3017J3189686	22,749	40	\$ 700,608
550	Athens Clarke	Rolling Stock	BU - Bus	GILLIG /G30D102N4	2018	14	Small Urban (5307)	15GGD3019J3189687	16,866	40	\$ 700,608
551	Athens Clarke	Rolling Stock	CU - Cutaway Bus	FORD /CUTAWAY BUS E-450 GOSHEN	2015	7	Small Urban (5307)	1FD4E4FS1FDA23859	61,521	-	\$ 59,261
552	Athens Clarke	Rolling Stock	CU - Cutaway Bus	FORD /CUTAWAY BUS E-450 GOSHEN	2015	7	Small Urban (5307)	1FD4E4FS8FDA23860	24,050	-	\$ 59,261
553	Athens Clarke	Rolling Stock	CU - Cutaway Bus	FORD /CUTAWAY VAN E-450 GOSHEN	2015	7	Small Urban (5307)	1FD4E4FSXFDA23861	9,179	-	\$ 59,261
554	Athens Clarke	Rolling Stock	CU - Cutaway Bus	FORD /E-450 STAR TRANS	2013	7	Small Urban (5307)	1FD4E4FS1BDB12406	31,447	-	\$ 153,219
555	Athens Clarke	Rolling Stock	CU - Cutaway Bus	INTERNATIONAL/ELDORAO CUTAWAY VAN 3200 4X2 BUS	2010	7	Small Urban (5307)	1HVBTSKK6BH287112	131,528	-	\$ 170,532
556	Athens Clarke	Rolling Stock	CU - Cutaway Bus	INTERNATIONAL/ELDORAO CUTAWAY VAN 3200 4X2 BUS	2010	7	Small Urban (5307)	1HVBTSKK4BH287111	121,370	-	\$ 170,532
557	Bartow County	Rolling Stock	CU - Cutaway Bus	Ford E350/Startrans Senator II Shuttle Van Cutaway with Lift	2017	7	Small Urban (5307)	1FDEE3FS7HDC26604	40,871	138" wb	\$ 46,572
558	Cherokee County	Rolling Stock	BU - Bus	2010 Glaval Apollo 30' Bus w/Lift	2010	12	Small Urban (5307)	4UZAACDT7ACAT2918	-	30	\$ 145,451
559	Cherokee County	Rolling Stock	CU - Cutaway Bus	2016 Goshen Coach Impulse Shuttle Bus w/Lift	2015	7	Small Urban (5307)	1FD4E4FS9GDC26029	-	-	\$ 60,393
560	Cherokee County	Rolling Stock	CU - Cutaway Bus	2016 Goshen Coach Impulse Shuttle Bus w/Lift	2015	7	Small Urban (5307)	1FD4E4FS2GDC27197	-	-	\$ 60,393
561	City of Albany	Rolling Stock	BU - Bus	Gillig/ Low Floor Fixed Route	2006	12	Small Urban (5307)	15GGE291361091171	593,395	29	\$ 406,013
562	City of Albany	Rolling Stock	BU - Bus	Gillig/ Low Floor Fixed Route	2006	12	Small Urban (5307)	15GGE291561091172	545,793	29	\$ 406,013
563	City of Albany	Rolling Stock	BU - Bus	Gillig/ Low Floor Fixed Route	2008	12	Small Urban (5307)	15GGE271X71091477	547,882	29	\$ 425,753
564	City of Albany	Rolling Stock	BU - Bus	Gillig/Low Floor CNG-BRT	2016	14	Small Urban (5307)	15GGB2716G1188927	100,352	35	\$ 519,654
565	City of Albany	Rolling Stock	BU - Bus	Gillig/Low Floor CNG-BRT	2016	14	Small Urban (5307)	15GGB2718G1188928	97,054	35	\$ 519,654
566	City of Albany	Rolling Stock	BU - Bus	Gillig/Low Floor CNG-BRT	2016	14	Small Urban (5307)	15GGB271XG1188929	100,423	35	\$ 519,654

Appendix A.1 Revenue Vehicles (Continued)

Record	Agency	Asset Category	Asset Class	Make/Model	Acquisition Year	ULB (Yrs)	Funding Type	VIN Number	Mileage	Vehicle Length (ft)	Replacement Cost (2018\$)
567	City of Albany	Rolling Stock	BU - Bus	Gillig/Low Floor CNG-BRT	2016	14	Small Urban (5307)	15GGB2716G1188930	99,478	35	\$ 490,770
568	City of Albany	Rolling Stock	BU - Bus	Orion VII/Low Floor Fixed Route	2012	12	Small Urban (5307)	1VHFD3G24C6708006	371,365	30	\$ 409,132
569	City of Albany	Rolling Stock	BU - Bus	Orion VII/Low Floor Fixed Route	2011	12	Small Urban (5307)	1VHFD3G26B6707826	311,312	30	\$ 409,132
570	City of Albany	Rolling Stock	BU - Bus	Orion VII/Low Floor Fixed Route	2011	12	Small Urban (5307)	1VHFF3G2XB6707810	325,180	30	\$ 413,412
571	City of Albany	Rolling Stock	BU - Bus	Orion VII/Low Floor Fixed Route	2011	12	Small Urban (5307)	1VHFF3G21B6707811	350,361	30	\$ 413,412
572	City of Albany	Rolling Stock	BU - Bus	Orion VII/Low Floor Fixed Route	2011	12	Small Urban (5307)	1VHFD3G28B6707827	331,833	30	\$ 409,132
573	City of Albany	Rolling Stock	BU - Bus	Orion VII/Low Floor Fixed Route	2011	12	Small Urban (5307)	1VHFD3G2XB6707828	322,062	30	\$ 409,132
574	City of Albany	Rolling Stock	CU - Cutaway Bus	Ford E-350/Champion Para Transit Bus CNG	2016	7	Small Urban (5307)	1FD4E4FS9GDC45258	40,613	24	\$ 162,198
575	City of Albany	Rolling Stock	CU - Cutaway Bus	Ford E-350/Champion Para Transit Bus CNG	2016	7	Small Urban (5307)	1FD4E4FS7GDC45257	29,047	24	\$ 162,198
576	City of Albany	Rolling Stock	CU - Cutaway Bus	Ford E-350/Champion Para Transit Bus CNG	2016	7	Small Urban (5307)	1FD4E4FS7GDC45260	26,730	24	\$ 162,198
577	City of Albany	Rolling Stock	CU - Cutaway Bus	Ford E-350/Champion Para Transit Bus CNG	2016	7	Small Urban (5307)	1FD4E4FS9GDC45261	29,499	24	\$ 162,198
578	City of Albany	Rolling Stock	CU - Cutaway Bus	Ford E-350/Champion Para Transit Bus CNG	2016	7	Small Urban (5307)	1FD4E4FS0GDC45259	31,407	24	\$ 162,198
579	City of Gainesville	Rolling Stock	CU - Cutaway Bus	Chevrolet/Chev. 4500 Dura Max Diesel	2008	7	Small Urban (5307)	1GBE4V1917F425579	153,602	27	\$ 123,450
580	City of Gainesville	Rolling Stock	CU - Cutaway Bus	Chevrolet/Chev. 4500 Dura Max Diesel	2008	7	Small Urban (5307)	1GBE4V1987F425594	161,548	27	\$ 123,450
581	City of Gainesville	Rolling Stock	CU - Cutaway Bus	Chevrolet/Chev. 4500 Dura Max Diesel	2009	7	Small Urban (5307)	1GBE4V1969F413141	160,242	27	\$ 119,357
582	City of Gainesville	Rolling Stock	CU - Cutaway Bus	Chevrolet/Chev. 4500 Dura Max Diesel	2009	7	Small Urban (5307)	1GBE4V1959F413244	150,503	27	\$ 119,357
583	City of Gainesville	Rolling Stock	CU - Cutaway Bus	Chevrolet/Chev. 4500 Dura Max Diesel	2009	7	Small Urban (5307)	1GBE4V1999F413246	176,239	27	\$ 119,357
584	City of Gainesville	Rolling Stock	CU - Cutaway Bus	Chevrolet/Chev. 4500 Dura Max Diesel	2009	7	Small Urban (5307)	1GBE4V1969F413253	147,600	27	\$ 119,357
585	City of Gainesville	Rolling Stock	CU - Cutaway Bus	Chevrolet/Chev. 4500 Dura Max Diesel	2011	7	Small Urban (5307)	1GB6G5BLB71181156	93,804	25	\$ 94,968
586	City of Gainesville	Rolling Stock	CU - Cutaway Bus	Chevrolet/Chev. 4500 Dura Max Diesel	2011	7	Small Urban (5307)	1GB6G5BL41182099	129,093	25	\$ 94,968
587	City of Gainesville	Rolling Stock	CU - Cutaway Bus	Chevrolet/Chevy 4500 Dura Max Diesel	2014	7	Small Urban (5307)	1GB6G5BL4E1135417	93,804	25	\$ 94,947
588	City of Gainesville	Rolling Stock	CU - Cutaway Bus	Chevrolet/Chevy 4500 Dura Max Diesel	2014	7	Small Urban (5307)	1GB6G5BL9E1134005	94,097	25	\$ 94,947
589	City of Gainesville	Rolling Stock	CU - Cutaway Bus	Chevrolet/Chevy 4500 Dura Max Diesel	2014	7	Small Urban (5307)	1GB6G5BLOE1136340	88,107	25	\$ 94,947
590	City of Gainesville	Rolling Stock	CU - Cutaway Bus	Chevrolet/Chevy 4500 Dura Max Diesel	2014	7	Small Urban (5307)	1GB6G5BLOE1136144	73,506	25	\$ 94,947
591	City of Gainesville	Rolling Stock	CU - Cutaway Bus	Chevrolet/Chevy 4500 Dura Max Diesel	2014	7	Small Urban (5307)	1GB6G5BLXE1123627	88,462	25	\$ 94,947
592	City of Gainesville	Rolling Stock	CU - Cutaway Bus	Chevrolet/Chevy 4500 Dura Max Diesel	2014	7	Small Urban (5307)	1GB6G5BL9E1123425	94,097	25	\$ 94,947
593	City of Gainesville	Rolling Stock	CU - Cutaway Bus	Chevrolet/Chevy 4500 Dura Max Diesel	2014	7	Small Urban (5307)	1GB6G5BLXE1136099	80,103	25	\$ 94,947
594	City of Hinesville	Rolling Stock	BU - Bus	Glavel /Apollo with w/c Lift	2010	12	Small Urban (5307)	4UZAACDU7BCAT2928	147,415	30	\$ 166,197
595	City of Hinesville	Rolling Stock	BU - Bus	Glavel /Apollo with w/c Lift	2010	12	Small Urban (5307)	4UZAACDU9BCAT2929	157,425	30	\$ 166,197
596	City of Hinesville	Rolling Stock	BU - Bus	Glavel /Apollo with w/c Lift	2010	12	Small Urban (5307)	4UZAACDU5BCAT2930	154,795	30	\$ 166,197
597	City of Hinesville	Rolling Stock	BU - Bus	Glavel /Apollo with w/c Lift	2010	12	Small Urban (5307)	4UZAACDU9BCAT2931	151,470	30	\$ 166,197
598	City of Hinesville	Rolling Stock	BU - Bus	Glavel /Apollo with w/c Lift	2010	12	Small Urban (5307)	4UZAACDU9BCAT2932	157,336	30	\$ 166,197
599	City of Hinesville	Rolling Stock	BU - Bus	Glavel /Apollo with w/c Lift	2010	12	Small Urban (5307)	4UZAACDU8BCAU8099	125,583	30	\$ 166,197
600	City of Hinesville	Rolling Stock	BU - Bus	Glavel /Apollo with w/c Lift	2010	12	Small Urban (5307)	4UZAACDU0BCAU8100	116,676	30	\$ 166,197
601	City of Hinesville	Rolling Stock	BU - Bus	Glavel /Apollo with w/c Lift	2010	12	Small Urban (5307)	4UZAEDU8BCAX5712	163,745	30	\$ 166,197
602	City of Hinesville	Rolling Stock	CU - Cutaway Bus	Ford/ Goshen Cutaway Van with w/c Lift	2011	7	Small Urban (5307)	1FD4E4FS2BDA29762	74,903	24	\$ 83,074
603	City of Rome	Rolling Stock	BU - Bus	Blue Bird Bus /	2006	12	Small Urban (5307)	1BAGEBPA56W100413	248,653	30	\$ 185,549
604	City of Rome	Rolling Stock	BU - Bus	Blue Bird Bus /L4RE	2006	12	Small Urban (5307)	1N90349597A140016	151,793	30	\$ 423,726
605	City of Rome	Rolling Stock	BU - Bus	Blue Bird Bus/	2002	12	Small Urban (5307)	1BAGBCPA02F209614	203,905	<30	\$ 224,853
606	City of Rome	Rolling Stock	BU - Bus	Blue Bird Bus/	2002	12	Small Urban (5307)	1BAGBCPA62F209617	170,774	30	\$ 224,853
607	City of Rome	Rolling Stock	BU - Bus	Blue Bird Bus/	2003	12	Small Urban (5307)	1BAGBCPA73F212690	139,098	30	\$ 218,564
608	City of Rome	Rolling Stock	BU - Bus	Blue Bird Bus/L4RE	2006	12	Small Urban (5307)	1BAGEBPA76W100414	211,194	30	\$ 389,127
609	City of Rome	Rolling Stock	BU - Bus	Blue Bird Bus/L4RE	2006	12	Small Urban (5307)	1BAGEBPA96W100415	121,726	30	\$ 389,127
610	City of Rome	Rolling Stock	BU - Bus	Blue Bird Bus/L4RE	2006	12	Small Urban (5307)	1BAGEBPA06W100416	221,110	30	\$ 389,127
611	City of Rome	Rolling Stock	BU - Bus	Blue Bird Bus/L4RE	2006	12	Small Urban (5307)	1BAGEBPA26W100417	307,501	30	\$ 389,127

Appendix A.1 Revenue Vehicles (Continued)

Record	Agency	Asset Category	Asset Class	Make/Model	Acquisition Year	ULB (Yrs)	Funding Type	VIN Number	Mileage	Vehicle Length (ft)	Replacement Cost (2018\$)
612	City of Rome	Rolling Stock	BU - Bus	Chevrolet Bus/Glaval	2009	12	Small Urban (5307)	1GBE4V1939F413288	264,168	<30	\$ 132,285
613	City of Rome	Rolling Stock	BU - Bus	Chevrolet Bus/Glaval	2009	12	Small Urban (5307)	1GBE4V19X9F413272	240,494	<30	\$ 132,285
614	City of Rome	Rolling Stock	BU - Bus	International Bus /Champion	2015	12	Small Urban (5307)	5WEXWSKK0FH111906	144,269	30	\$ 278,044
615	City of Rome	Rolling Stock	BU - Bus	International Bus/Champion	2013	12	Small Urban (5307)	4DRXWSKK1DH124062	175,054	30	\$ 142,940
616	City of Rome	Rolling Stock	BU - Bus	International Bus/Champion	2015	12	Small Urban (5307)	5WEXWSKK0FH111903	152,143	30	\$ 155,693
617	City of Rome	Rolling Stock	BU - Bus	International Bus/Champion	2015	12	Small Urban (5307)	5WEXWSKK0FH111904	143,391	30	\$ 155,693
618	City of Rome	Rolling Stock	CU - Cutaway Bus	Chevrolet Bus/Goshen	2009	7	Small Urban (5307)	1GBE4V1909F413197	52,639	<30	\$ 126,905
619	City of Rome	Rolling Stock	CU - Cutaway Bus	Chevrolet Bus/Goshen	2009	7	Small Urban (5307)	1BG35V1989F400761	183,117	<30	\$ 126,905
620	City of Rome	Rolling Stock	CU - Cutaway Bus	Ford Cutaway Bus /E450	2017	7	Small Urban (5307)	1FDDE4FS3HDC23290	31,782	<30	\$ 91,039
621	City of Rome	Rolling Stock	CU - Cutaway Bus	Ford E350 Bus/E350 Bus	2008	7	Small Urban (5307)	1GBE4V1988F416587	72,688	<30	\$ 79,078
622	City of Rome	Rolling Stock	CU - Cutaway Bus	Ford E350 Bus/E350 Bus	2009	7	Small Urban (5307)	1FTDS34S89DA09169	80,087	<30	\$ 53,951
623	City of Rome	Rolling Stock	CU - Cutaway Bus	Ford E450 Bus/Econoline	2015	7	Small Urban (5307)	1FDDE4FSXGDC50257	34,089	<30	\$ 67,171
624	City of Rome	Rolling Stock	CU - Cutaway Bus	Goshen Coach Bus /Coach Bus	2011	7	Small Urban (5307)	1FDEE3FS7BDB05319	93,629	<30	\$ 65,279
625	City of Rome	Rolling Stock	SB - School bus	Blue Bird Bus/	2000	15	Small Urban (5307)	1BABNBXA9YF094080	69,510	40	\$ 215,111
626	City of Rome	Rolling Stock	SB - School bus	Blue Bird Bus /	2001	15	Small Urban (5307)	1BABNBXA51F201535	160,888	40	\$ 209,240
627	City of Rome	Rolling Stock	SB - School bus	Blue Bird Bus /	2001	15	Small Urban (5307)	1BABNBXA91F201537	73,499	40	\$ 209,240
628	City of Rome	Rolling Stock	SB - School bus	Blue Bird Bus/	2000	15	Small Urban (5307)	1BABNBXA0YF094081	117,289	40	\$ 215,111
629	City of Rome	Rolling Stock	SB - School bus	Blue Bird Bus/	2000	15	Small Urban (5307)	1BABNBXA2YF094082	138,309	40	\$ 215,111
630	City of Rome	Rolling Stock	SB - School bus	Blue Bird Bus/	2000	15	Small Urban (5307)	1BABNBXA4YF094083	87,953	40	\$ 215,111
631	City of Rome	Rolling Stock	SB - School bus	Blue Bird Bus/	2000	15	Small Urban (5307)	1BABNBXA8YF094085	138,919	40	\$ 215,111
632	City of Rome	Rolling Stock	SB - School bus	International Bus/RE S	2012	15	Small Urban (5307)	4DRBWAAR2CB594623	66,815	40	\$ 179,519
633	City of Rome	Rolling Stock	SB - School bus	International Bus/RE S	2010	15	Small Urban (5307)	4DRBWAARXAA156113	89,019	40	\$ 183,799
634	City of Rome	Rolling Stock	SB - School bus	International Bus /RE S	2012	15	Small Urban (5307)	4DRBWAAR4CB635317	69,408	40	\$ 179,596
635	City of Rome	Rolling Stock	SB - School bus	International Bus/RE S	2012	15	Small Urban (5307)	4DRBWAAR2CB635316	40,477	40	\$ 177,070
636	City of Rome	Rolling Stock	SB - School bus	International Bus/RE S	2012	15	Small Urban (5307)	4DRBWAAR6CB635318	56,206	40	\$ 334,999
637	City of Rome	Rolling Stock	SB - School bus	International Bus/RE S	2012	15	Small Urban (5307)	4DRBWAAR8CB35619	52,955	40	\$ 177,070
638	City of Rome	Rolling Stock	SB - School bus	International Bus/RE S	2001	15	Small Urban (5307)	1BABNBXA71F201536	3,903	40	\$ 209,240
639	City of Rome	Rolling Stock	SB - School bus	International Bus/RE S	2010	15	Small Urban (5307)	4DRBWAAR4AA156110	61,549	40	\$ 183,799
640	City of Rome	Rolling Stock	SB - School bus	International Bus/RE S	2010	15	Small Urban (5307)	4DRBWAAR6AA156111	72,908	40	\$ 183,799
641	City of Rome	Rolling Stock	SB - School bus	International Bus/RE S	2010	15	Small Urban (5307)	4DRBWAAR8AA156109	54,579	40	\$ 183,799
642	City of Rome	Rolling Stock	SB - School bus	International Bus/RE S	2010	15	Small Urban (5307)	4DRBWAAR8AA156112	72,960	40	\$ 183,799
643	City of Rome	Rolling Stock	SB - School bus	International Bus/RE S	2011	15	Small Urban (5307)	4DRBWAAR3BB315971	72,960	40	\$ 177,705
644	City of Rome	Rolling Stock	SB - School bus	International Bus/RE S	2011	15	Small Urban (5307)	4DRBWAAR5BB315972	77,080	40	\$ 177,705
645	City of Rome	Rolling Stock	SB - School bus	International Bus/RE S	2012	15	Small Urban (5307)	4DRVWAAARXCB594613	-	40	\$ 179,596
646	City of Rome	Rolling Stock	SB - School bus	International Bus/RE S	2012	15	Small Urban (5307)	4DRBWAAR1CB594614	-	40	\$ 179,596
647	City of Rome	Rolling Stock	SB - School bus	International Bus/RE S	2012	15	Small Urban (5307)	4DRBWAAR3CB594615	-	40	\$ 179,596
648	City of Rome	Rolling Stock	SB - School bus	International Bus/RE S	2012	15	Small Urban (5307)	4DRBWAAR5CB594616	-	40	\$ 179,596
649	City of Rome	Rolling Stock	SB - School bus	International Bus/RE S	2012	15	Small Urban (5307)	4DRBWAAR7CB594617	-	40	\$ 179,596
650	City of Rome	Rolling Stock	SB - School bus	International Bus/RE S	2012	15	Small Urban (5307)	4DRBWAAR9CB594618	-	40	\$ 179,596
651	City of Rome	Rolling Stock	SB - School bus	International Bus/RE S	2012	15	Small Urban (5307)	4DRBWAAR0CB594619	-	40	\$ 179,596
652	City of Rome	Rolling Stock	SB - School bus	International Bus/RE S	2012	15	Small Urban (5307)	4DRBWAAR7CB594620	-	40	\$ 179,596
653	City of Rome	Rolling Stock	SB - School bus	International Bus/RE S	2012	15	Small Urban (5307)	4DRBWAAR9CB594621	-	40	\$ 179,596
654	City of Rome	Rolling Stock	SB - School bus	International Bus/RE S	2012	15	Small Urban (5307)	4DRBWAAR0CB594622	-	40	\$ 179,596
655	City of Rome	Rolling Stock	SB - School bus	Thomas Bus/RE S	2018	15	Small Urban (5307)	1T7Y84D26J1126232	-	40	\$ 177,528
656	City of Rome	Rolling Stock	SB - School bus	Thomas Bus/RE S	2018	15	Small Urban (5307)	1T7Y84D24J1126231	-	40	\$ 177,528



Appendix A.1 Revenue Vehicles (Continued)

Record	Agency	Asset Category	Asset Class	Make/Model	Acquisition Year	ULB (Yrs)	Funding Type	VIN Number	Mileage	Vehicle Length (ft)	Replacement Cost (2018\$)
657	City of Rome	Rolling Stock	SB - School bus	Thomas Bus/RE S	2018	15	Small Urban (5307)	1T7Y84D22J1126230	-	40	\$ 177,528
658	Macon-Bibb County Transit Authority	Rolling Stock	BU - Bus	BLUE-BIRD/Low No Heavy Duty Bus	2007	14	Small Urban (5307)	IN903495S7A140011	265,222	35	\$ 410,609
659	Macon-Bibb County Transit Authority	Rolling Stock	BU - Bus	BLUE-BIRD/Low No Heavy Duty Bus	2007	14	Small Urban (5307)	IN903495X7A140012	267,612	35	\$ 410,609
660	Macon-Bibb County Transit Authority	Rolling Stock	BU - Bus	BLUE-BIRD/Low No Heavy Duty Bus	2007	14	Small Urban (5307)	IN903495X7A140013	151,277	35	\$ 410,609
661	Macon-Bibb County Transit Authority	Rolling Stock	BU - Bus	BLUE-BIRD/Low No Heavy Duty Bus	2007	14	Small Urban (5307)	IN903495X7A140014	331,717	35	\$ 410,609
662	Macon-Bibb County Transit Authority	Rolling Stock	BU - Bus	BLUE-BIRD/Low No Heavy Duty Bus	2007	14	Small Urban (5307)	in903495x7a140015	417,332	35	\$ 410,609
663	Macon-Bibb County Transit Authority	Rolling Stock	BU - Bus	ELDORADO/Low No Heavy Duty Bus	2012	14	Small Urban (5307)	IN9AMAXL9CC084102	27,178	35	\$ 452,974
664	Macon-Bibb County Transit Authority	Rolling Stock	BU - Bus	ELDORADO/Low No Heavy Duty Bus	2012	14	Small Urban (5307)	1N9AMACL9CC084103	285,418	35	\$ 452,974
665	Macon-Bibb County Transit Authority	Rolling Stock	BU - Bus	ELDORADO/Low No Heavy Duty Bus	2012	14	Small Urban (5307)	1N9AMACL9CC084105	274,340	35	\$ 452,974
666	Macon-Bibb County Transit Authority	Rolling Stock	BU - Bus	ELDORADO/Low No Heavy Duty Bus	2012	14	Small Urban (5307)	1N9AMACL9CC084106	271,401	35	\$ 452,974
667	Macon-Bibb County Transit Authority	Rolling Stock	BU - Bus	INTERNATIONAL/Low No Heavy Duty Bus	2013	12	Small Urban (5307)	SWEASSKM8DH402305	254,632	30	\$ 142,039
668	Macon-Bibb County Transit Authority	Rolling Stock	BU - Bus	INTERNATIONAL/Low No Heavy Duty Bus	2013	12	Small Urban (5307)	SWEASSKM8DH402305	165,410	30	\$ 142,039
669	Macon-Bibb County Transit Authority	Rolling Stock	BU - Bus	INTERNATIONAL/Low No Heavy Duty Bus	2015	12	Small Urban (5307)	SWEASAAM4FH682782	198,210	30	\$ 132,775
670	Macon-Bibb County Transit Authority	Rolling Stock	BU - Bus	NEW FLYER/Low No Heavy Duty Bus	2015	14	Small Urban (5307)	SFYD8FV13FF046863	159,737	40	\$ 464,713
671	Macon-Bibb County Transit Authority	Rolling Stock	BU - Bus	NEW FLYER/Low No Heavy Duty Bus	2015	14	Small Urban (5307)	SFYD8FV15FF046864	152,665	40	\$ 464,713
672	Macon-Bibb County Transit Authority	Rolling Stock	BU - Bus	NEW FLYER/Low No Heavy Duty Bus	2015	14	Small Urban (5307)	SFYD8V14FF047522	145,435	40	\$ 464,713
673	Macon-Bibb County Transit Authority	Rolling Stock	BU - Bus	ORION/Low No Heavy Duty Bus	2004	14	Small Urban (5307)	1VHFD3A2046701354	130,272	35	\$ 489,071
674	Macon-Bibb County Transit Authority	Rolling Stock	BU - Bus	ORION/Low No Heavy Duty Bus	2004	14	Small Urban (5307)	1VHFD3A2046701356	181,491	35	\$ 444,610
675	Macon-Bibb County Transit Authority	Rolling Stock	BU - Bus	THOR/Low No Heavy Duty Bus	2012	12	Small Urban (5307)	1GB6G5BL711138545	316,995	30	\$ 97,940
676	Macon-Bibb County Transit Authority	Rolling Stock	CU - Cutaway Bus	FORD/Cut-A-Way	2017	7	Small Urban (5307)	1FDXF6DC5HDB04875	43,961	30	\$ 141,784
677	Macon-Bibb County Transit Authority	Rolling Stock	CU - Cutaway Bus	FORD/Cut-A-Way	2017	7	Small Urban (5307)	1FDXF6DC2HDB04879	45,866	30	\$ 141,784
678	Macon-Bibb County Transit Authority	Rolling Stock	CU - Cutaway Bus	FORD/Para Transit	2016	7	Small Urban (5307)	1FDFF4FS0GDC21026	95,337	25	\$ 53,180
679	Macon-Bibb County Transit Authority	Rolling Stock	CU - Cutaway Bus	FORD/Para Transit	2016	7	Small Urban (5307)	1FDFF4FS7GDC21024	47,933	25	\$ 53,180
680	Macon-Bibb County Transit Authority	Rolling Stock	CU - Cutaway Bus	FORD/Para Transit	2016	7	Small Urban (5307)	1FDFF4FS9GDC21025	109,901	25	\$ 53,180
681	Macon-Bibb County Transit Authority	Rolling Stock	CU - Cutaway Bus	FORD/Para Transit	2016	7	Small Urban (5307)	1FDFF4FSSGDC21023	89,589	25	\$ 53,180
682	Macon-Bibb County Transit Authority	Rolling Stock	CU - Cutaway Bus	FORD/Para Transit	2016	7	Small Urban (5307)	1FDFF4FS7GDC2131	83,506	25	\$ 53,180
683	Macon-Bibb County Transit Authority	Rolling Stock	CU - Cutaway Bus	FORD/Para Transit	2016	7	Small Urban (5307)	1FDFF4FS9GDC21932	111,184	25	\$ 53,180

Appendix A.1 Revenue Vehicles (Continued)

Record	Agency	Asset Category	Asset Class	Make/Model	Acquisition Year	ULB (Yrs)	Funding Type	VIN Number	Mileage	Vehicle Length (ft)	Replacement Cost (2018\$)
684	Macon-Bibb County Transit Authority	Rolling Stock	CU - Cutaway Bus	GOSHEN/Para Transit	2011	7	Small Urban (5307)	1GB6G5BLSB1104386	209,599	24	\$ 87,556
685	Macon-Bibb County Transit Authority	Rolling Stock	CU - Cutaway Bus	GOSHEN/Para Transit	2011	7	Small Urban (5307)	1GB6G5BL2B1104386	188,319	24	\$ 87,556
686	Macon-Bibb County Transit Authority	Rolling Stock	CU - Cutaway Bus	GOSHEN/Para Transit	2011	7	Small Urban (5307)	1GB6G5BLXB1104765	204,762	24	\$ 87,556
687	Macon-Bibb County Transit Authority	Rolling Stock	CU - Cutaway Bus	GOSHEN/Para Transit	2012	7	Small Urban (5307)	1GB6G5BL6C1185149	190,174	24	\$ 87,044
688	Macon-Bibb County Transit Authority	Rolling Stock	CU - Cutaway Bus	THOR/Cut-A-Way	2008	7	Small Urban (5307)	1GBG5U1908F414722	442,782	30	\$ 147,941
689	Macon-Bibb County Transit Authority	Rolling Stock	CU - Cutaway Bus	THOR/Cut-A-Way	2008	7	Small Urban (5307)	1GBG5U1948F414819	375,213	30	\$ 147,661
690	Macon-Bibb County Transit Authority	Rolling Stock	CU - Cutaway Bus	THOR/Cut-A-Way	2008	7	Small Urban (5307)	1GBG5U1988F414726	402,103	30	\$ 147,661
691	Macon-Bibb County Transit Authority	Rolling Stock	CU - Cutaway Bus	THOR/Cut-A-Way	2008	7	Small Urban (5307)	1GBG5U1988F414581	377,278	30	\$ 147,661
692	Macon-Bibb County Transit Authority	Rolling Stock	CU - Cutaway Bus	THOR/Cut-A-Way	2008	7	Small Urban (5307)	1GBG5U1998F414377	420,545	30	\$ 147,661
693	Macon-Bibb County Transit Authority	Rolling Stock	CU - Cutaway Bus	THOR/Cut-A-Way	2008	7	Small Urban (5307)	1GBG5U1928F414334	410,672	30	\$ 147,941
694	Macon-Bibb County Transit Authority	Rolling Stock	CU - Cutaway Bus	THOR/Cut-A-Way	2008	7	Small Urban (5307)	1GBG5U1988F414824	425,289	30	\$ 147,941
695	Macon-Bibb County Transit Authority	Rolling Stock	CU - Cutaway Bus	THOR/Cut-A-Way	2008	7	Small Urban (5307)	1GBG5U19X8F414453	401,797	30	\$ 147,941
696	Macon-Bibb County Transit Authority	Rolling Stock	CU - Cutaway Bus	THOR/Cut-A-Way	2008	7	Small Urban (5307)	1GBG5U1978F414698	447,861	30	\$ 147,941
697	Macon-Bibb County Transit Authority	Rolling Stock	CU - Cutaway Bus	THOR/Cut-A-Way	2008	7	Small Urban (5307)	1GBG5U1928F414432	445,917	30	\$ 147,941
698	Macon-Bibb County Transit Authority	Rolling Stock	CU - Cutaway Bus	THOR/Cut-A-Way	2012	7	Small Urban (5307)	1GB6G5BL7C1113845	256,710	30	\$ 97,940
699	Macon-Bibb County Transit Authority	Rolling Stock	CU - Cutaway Bus	THOR/Para Transit	2016	7	Small Urban (5307)	1GB6G5BLXB1104765	223,564	26	\$ 76,061
700	METRA	Rolling Stock	BU - Bus	Chance 30FT/Low Floor	2008	12	Large Urban	1Z952H5505W216320	72,910	30	\$ 408,410
701	METRA	Rolling Stock	BU - Bus	Chance 30FT/Low Floor	2003	12	Large Urban	10982HF8X2W535244	149,451	30	\$ 524,811
702	METRA	Rolling Stock	BU - Bus	Gillig 30FT/Low Floor	2011	12	Large Urban	15GGE2716A1092133	394,255	30	\$ 483,269
703	METRA	Rolling Stock	BU - Bus	Gillig 30FT/Low Floor	2010	12	Large Urban	15GGE2718A1092134	303,998	30	\$ 483,269
704	METRA	Rolling Stock	BU - Bus	Gillig 30FT/Low Floor	2010	12	Large Urban	15GGE271XA1092135	241,414	30	\$ 483,269
705	METRA	Rolling Stock	BU - Bus	Gillig 30FT/Low Floor	2010	12	Large Urban	15GGE2716A1091886	233,894	30	\$ 483,269
706	METRA	Rolling Stock	BU - Bus	Gillig 35FT/Low Floor	2012	14	Large Urban	15GGB2719B1178854	439,356	35	\$ 417,860
707	METRA	Rolling Stock	BU - Bus	Gillig 35FT/Low Floor	2011	14	Large Urban	15GGB2710B1178855	341,683	35	\$ 417,860
708	METRA	Rolling Stock	BU - Bus	Gillig 35FT/Low Floor	2011	14	Large Urban	15GGB2712B1178856	305,558	35	\$ 417,860
709	METRA	Rolling Stock	BU - Bus	Gillig 35FT/Low Floor	2011	14	Large Urban	15GGB2714B1178857	347,046	35	\$ 417,860
710	METRA	Rolling Stock	BU - Bus	Gillig 35FT/Low Floor	2010	14	Large Urban	15GGB271391176429	445,769	35	\$ 390,445
711	METRA	Rolling Stock	BU - Bus	Gillig 35FT/Low Floor	2009	14	Large Urban	15GGB271X91176430	373,023	35	\$ 390,445
712	METRA	Rolling Stock	BU - Bus	Gillig 35FT/Low Floor	2009	14	Large Urban	15GGB271191176431	408,561	35	\$ 390,445
713	METRA	Rolling Stock	BU - Bus	Gillig 35FT/Low Floor	2009	14	Large Urban	15GGB271791076350	446,199	35	\$ 400,098
714	METRA	Rolling Stock	BU - Bus	Gillig 35FT/Low Floor	2008	14	Large Urban	15GGB271981076351	410,639	35	\$ 400,098
715	METRA	Rolling Stock	BU - Bus	Gillig 35FT/Low Floor	2008	14	Large Urban	15GGB271081076352	365,464	35	\$ 400,098
716	METRA	Rolling Stock	BU - Bus	NF 35FT/ Low Floor	2016	14	Large Urban	5FYH8KR06GF048801	111,250	35	\$ 570,899
717	METRA	Rolling Stock	BU - Bus	NF 35FT/Low Floor	2016	14	Large Urban	5FYH8KR08GF048802	136,165	35	\$ 570,900

Appendix A.1 Revenue Vehicles (Continued)

Record	Agency	Asset Category	Asset Class	Make/Model	Acquisition Year	ULB (Yrs)	Funding Type	VIN Number	Mileage	Vehicle Length (ft)	Replacement Cost (2018\$)
718	METRA	Rolling Stock	BU - Bus	NF 35FT/Low Floor	2016	14	Large Urban	5FYH8KR08XG048803	92,726	35	\$ 570,900
719	METRA	Rolling Stock	BU - Bus	NF 35FT/Low Floor	2016	14	Large Urban	5FYH8KR01GF048804	92,444	35	\$ 570,900
720	METRA	Rolling Stock	BU - Bus	NF 35FT/Low Floor	2016	14	Large Urban	5FYH8KR03GF048805	84,876	35	\$ 570,900
721	METRA	Rolling Stock	BU - Bus	NF 35FT/Low Floor	2005	14	Large Urban	5FYD2GN093U025568	494,960	35	\$ 477,609
722	METRA	Rolling Stock	BU - Bus	NF 35FT/Low Floor	2003	14	Large Urban	5FYD2GN003U025569	428,235	35	\$ 477,609
723	METRA	Rolling Stock	BU - Bus	NF 35FT/Low Floor	2003	14	Large Urban	5FYD2GN073U025570	478,148	35	\$ 477,609
724	METRA	Rolling Stock	BU - Bus	NF 35FT/Low Floor	2003	14	Large Urban	5FYD2GN003U025572	456,231	35	\$ 477,609
725	METRA	Rolling Stock	BU - Bus	Orion 30FT/Low Floor	2005	12	Large Urban	1VHFD6H2156701548	410,363	30	\$ 405,143
726	METRA	Rolling Stock	BU - Bus	Orion 30FT/Low Floor	2005	12	Large Urban	1VHFD6H2356701549	451,758	30	\$ 405,143
727	METRA	Rolling Stock	BU - Bus	Orion 35FT/Low Floor	2016	14	Large Urban	1VHHF3V28C6708435	365,287	35	\$ 564,954
728	METRA	Rolling Stock	BU - Bus	Orion 35FT/Low Floor	2012	14	Large Urban	1VHHF3V2XC6708436	278,052	35	\$ 646,539
729	METRA	Rolling Stock	BU - Bus	Orion 35FT/Low Floor	2012	14	Large Urban	1VHHF3V21C6708437	251,833	35	\$ 646,539
730	METRA	Rolling Stock	BU - Bus	Orion 35FT/Low Floor	2012	14	Large Urban	1VHHF3V23C6708438	295,984	35	\$ 646,539
731	METRA	Rolling Stock	CU - Cutaway Bus	Arbor/GMC	2002	7	Large Urban	1GB6G5BLOC1119809	120,454	26	\$ 162,031
732	METRA	Rolling Stock	CU - Cutaway Bus	Arbor/GMC	2012	7	Large Urban	1GB6G5BL4C1119960	115,286	26	\$ 162,031
733	METRA	Rolling Stock	CU - Cutaway Bus	Goshen/Chevrolet	2016	7	Large Urban	1GBE4V1938F404234	190,562	26	\$ 120,558
734	METRA	Rolling Stock	CU - Cutaway Bus	Goshen/Chevrolet	2008	7	Large Urban	1GBE4V194BF404307	209,702	26	\$ 120,558
735	METRA	Rolling Stock	CU - Cutaway Bus	Goshen/GMC	2012	7	Large Urban	1GB6G5BL3E1143041	111,121	26	\$ 149,139
736	METRA	Rolling Stock	CU - Cutaway Bus	Goshen/GMC	2014	7	Large Urban	1GB6G5BL7E1142913	121,412	26	\$ 149,139
737	METRA	Rolling Stock	CU - Cutaway Bus	Goshen/GMC	2014	7	Large Urban	1GB6G5BL251199150	93,872	26	\$ 146,960
738	METRA	Rolling Stock	CU - Cutaway Bus	Goshen/GMC	2015	7	Large Urban	1GB6G5BL5E1198462	116,350	26	\$ 146,960
739	METRA	Rolling Stock	CU - Cutaway Bus	Goshen/GMC	2015	7	Large Urban	1GB6G5B12E1198693	89,663	26	\$ 146,960
740	METRA	Rolling Stock	CU - Cutaway Bus	Goshen/GMC	2015	7	Large Urban	1GB6GUBL6G1283713	51,670	26	\$ 144,761
741	METRA	Rolling Stock	CU - Cutaway Bus	Goshen/GMC	2016	7	Large Urban	1GB6GUBL7G1279539	30,951	26	\$ 144,761
742	METRA	Rolling Stock	CU - Cutaway Bus	Inter/EZ Tran	2008	7	Large Urban	1HVBTAFM27H449086	149,528	26	\$ 147,108
743	METRA	Rolling Stock	VN - Van	Ford/Econline	2006	8	Large Urban	1FBS531L97DA67555	114,971	-	\$ 30,262
744	METRA	Rolling Stock	VN - Van	Ford/Econline	2007	8	Large Urban	1FB5531L07DA67556	78,917	-	\$ 30,262
745	METRA	Rolling Stock	VN - Van	Ford/Econline	2007	8	Large Urban	1FBSS3BL1BDA38543	17,861	-	\$ 28,851
746	METRA	Rolling Stock	VN - Van	Ford/Econline	2010	8	Large Urban	2C7WDG6GR235717	12,793	-	\$ 48,753
747	Richmond County Board of Commissioners	Rolling Stock	BU - Bus	BLUE BIRD/30'L4RE 2WC	2005	12	Large Urban	1BAGEBPA76W100316	355,632	30	\$ 398,450
748	Richmond County Board of Commissioners	Rolling Stock	BU - Bus	BLUE BIRD/30'L4RE 2WC	2005	12	Large Urban	1BAGEBPA96W100317	303,828	30	\$ 398,450
749	Richmond County Board of Commissioners	Rolling Stock	BU - Bus	BLUE BIRD/30'L4RE 2WC	2005	12	Large Urban	1BAGEBPA06W100318	343,933	30	\$ 398,450
750	Richmond County Board of Commissioners	Rolling Stock	BU - Bus	BLUE BIRD/30'L4RE 2WC	2005	12	Large Urban	1BAGEBPA26W100319	282,380	30	\$ 398,450
751	Richmond County Board of Commissioners	Rolling Stock	BU - Bus	BLUE BIRD/30'L4RE 2WC	2005	12	Large Urban	1BAGEBPA96W100396	253,908	30	\$ 398,450
752	Richmond County Board of Commissioners	Rolling Stock	BU - Bus	BLUE BIRD/35' L4RE 2WC	2004	14	Large Urban	1BAGJBPA04F219642	507,753	35	\$ 439,991
753	Richmond County Board of Commissioners	Rolling Stock	BU - Bus	BLUE BIRD/35' L4RE 2WC	2004	14	Large Urban	1BAGJBPA24F219643	392,714	35	\$ 439,991
754	Richmond County Board of Commissioners	Rolling Stock	BU - Bus	BLUE BIRD/35' L4RE 2WC	2004	14	Large Urban	1BAGJBPA44F219644	393,391	35	\$ 439,991
755	Richmond County Board of Commissioners	Rolling Stock	BU - Bus	GILLIG/40'BRTPLUS LF	2016	14	Large Urban	15GGD2716G1189666	33,112	40	\$ 460,170

Appendix A.1 Revenue Vehicles (Continued)

Record	Agency	Asset Category	Asset Class	Make/Model	Acquisition Year	ULB (Yrs)	Funding Type	VIN Number	Mileage	Vehicle Length (ft)	Replacement Cost (2018\$)
756	Richmond County Board of Commissioners	Rolling Stock	BU - Bus	GILLIG/40'BRTPLUS LF	2018	14	Large Urban	15GGD2718G1189667	66,146	40	\$ 460,170
757	Richmond County Board of Commissioners	Rolling Stock	BU - Bus	GILLIG/40'BRTPLUS LF	2016	14	Large Urban	15GGD271XG1189668	66,886	40	\$ 460,170
758	Richmond County Board of Commissioners	Rolling Stock	BU - Bus	ORION VII	2010	14	Large Urban	1VHFF3G21A6707077	295,520	35	\$ 505,770
759	Richmond County Board of Commissioners	Rolling Stock	BU - Bus	ORION VII	2010	14	Large Urban	1VHFF3G27A6707083	288,140	35	\$ 505,770
760	Richmond County Board of Commissioners	Rolling Stock	BU - Bus	ORION VII	2010	14	Large Urban	1VHFF3G29A6707084	286,657	35	\$ 505,770
761	Richmond County Board of Commissioners	Rolling Stock	BU - Bus	ORION VII EPA	2011	14	Large Urban	1VHFF3G21B6707632	310,087	35	\$ 492,844
762	Richmond County Board of Commissioners	Rolling Stock	BU - Bus	ORION VII EPA	2011	14	Large Urban	1VHFF3G23B6707633	328,029	35	\$ 492,844
763	Richmond County Board of Commissioners	Rolling Stock	BU - Bus	ORION VII EPA	2011	14	Large Urban	1VHFF3G24B6707771	248,226	35	\$ 492,876
764	Richmond County Board of Commissioners	Rolling Stock	BU - Bus	ORION VII EPA	2011	14	Large Urban	1VHFF3G26B6707772	233,881	35	\$ 492,876
765	Richmond County Board of Commissioners	Rolling Stock	BU - Bus	ORION VII EPA	2011	14	Large Urban	1VHFF3G28B6707773	284,817	35	\$ 492,876
766	Richmond County Board of Commissioners	Rolling Stock	CU - Cutaway Bus	CHEV/CHEV/BUS 6WC	2011	7	Large Urban	1GB6G5BL8B1177181	121,543	16	\$ 94,611
767	Richmond County Board of Commissioners	Rolling Stock	CU - Cutaway Bus	G4500/CHEV/BUS 6WC	2016	7	Large Urban	1GB6GUBL2G1317646	47,119	25	\$ 95,905
768	Richmond County Board of Commissioners	Rolling Stock	CU - Cutaway Bus	G4500/CHEV/BUS 6WC	2016	7	Large Urban	1GB6GUBL3G102167	44,683	25	\$ 95,905
769	Richmond County Board of Commissioners	Rolling Stock	CU - Cutaway Bus	G4500/CHEV/BUS 6WC	2016	7	Large Urban	1GB6GUBL1G1297728	45,618	25	\$ 95,905
770	Richmond County Board of Commissioners	Rolling Stock	CU - Cutaway Bus	G4500/CHEV/BUS 6WC	2016	7	Large Urban	1GB6GUBL3G1317297	44,173	25	\$ 95,905
771	Richmond County Board of Commissioners	Rolling Stock	CU - Cutaway Bus	G4500/CHEV/BUS 6WC	2016	7	Large Urban	1GB6GUBL2G1316271	44,434	25	\$ 95,905
772	Richmond County Board of Commissioners	Rolling Stock	CU - Cutaway Bus	GOSHEN/CHEV/BUS 2WC	2011	7	Large Urban	1GB6G5BL1B1125732	160,834	16	\$ 98,849
773	Richmond County Board of Commissioners	Rolling Stock	CU - Cutaway Bus	GOSHEN/CHEV/BUS 2WC	2011	7	Large Urban	1GB6G5BL4B1125837	155,413	16	\$ 98,849
774	Richmond County Board of Commissioners	Rolling Stock	CU - Cutaway Bus	GOSHEN/CHEV/BUS 6WC	2009	7	Large Urban	1GBE4V1919F413323	167,725	16	\$ 125,167
775	Richmond County Board of Commissioners	Rolling Stock	CU - Cutaway Bus	GOSHEN/CHEV/BUS 6WC	2009	7	Large Urban	1GBE4V1939F413338	162,381	16	\$ 125,167



A.2 Equipment

Appendix A.2 Equipment

Record	Agency	Asset Category	Asset Class	Make/Model	Acquisition Year	ULB (Yrs)	Funding Type	VIN Number	Mileage	Replacement Cost (2018\$)
776	Coastal Regional Commission	Equipment	AO - Automobile	Chevy/Impala	2013	8	Rural (5311)	2G1WA5E34E1141892	27,632	\$ 21,436.05
777	Athens-Clarke	Equipment	EQUIP > \$50,000	CUMMINS-GENERAT/DSGAC-1424460	2015	14	Small Urban (5307)	A150783687	-	\$ 276,615.08
778	Athens-Clarke	Equipment	EQUIP > \$50,000	CUMMINS-GENERAT/GGKC	2006	14	Small Urban (5307)	H050824073	-	\$ 387,127.40
779	Athens-Clarke	Equipment	EQUIP > \$50,000	ROSS & WHITE/1055-M-HPF	2009	14	Small Urban (5307)	1055-M-HPF	-	\$ 135,458.89
780	Athens-Clarke	Equipment	EQUIP > \$50,000	Ross & White/H20-Reclam Syst	2009	14	Small Urban (5307)	Water Reclamation	-	\$ 54,183.56
781	Athens-Clarke	Equipment	EQUIP > \$50,000	Fuel Tanks/Step3	1994	14	Small Urban (5307)	FUEL TANKS	-	\$ 577,074.87
782	Athens-Clarke	Equipment	EQUIP > \$50,000	NILFISH-ADVANCE/RS-501	2007	14	Small Urban (5307)	70402455	-	\$ 181,137.39
783	Cherokee County	Equipment	AO - Automobile	Ford Taurus	2003	8	Small Urban (5307)	1FAFP52U54A139677	79,615	\$ 16,530.00
784	City of Albany	Equipment	AO - Automobile	Ford/Fusion	2010	8	Small Urban (5307)	3FAHPDHG3AR417619	-	\$ 22,481.63
785	City of Albany	Equipment	AO - Automobile	Ford/Fusion	2010	8	Small Urban (5307)	3FAHPOHGXAR417620	-	\$ 22,481.63
786	City of Albany	Equipment	AO - Automobile	Chevy/Impala	2013	8	Small Urban (5307)	2G1WF5E30D1218208	-	\$ 21,554.42
787	City of Albany	Equipment	Truck / Other Rubber Tire Vehicle	Ford/Transit Connect	2017	10	Small Urban (5307)	NM0GE9E7XH1302845	-	\$ 38,558.59
788	City of Albany	Equipment	Truck / Other Rubber Tire Vehicle	Ford/Transit Connect	2017	10	Small Urban (5307)	NM0GE9E77H1336001	-	\$ 38,558.59
789	City of Albany	Equipment	Truck / Other Rubber Tire Vehicle	Ford/F-150 Pickup Truck	2010	10	Small Urban (5307)	3FTRF17W61MA78366	-	\$ 56,208.46
790	City of Albany	Equipment	Truck / Other Rubber Tire Vehicle	Ford/F-150 Pickup Truck	2010	10	Small Urban (5307)	1FTMF1CW9AFC6325306-23/2010	-	\$ 19,292.77
791	City of Albany	Equipment	Truck / Other Rubber Tire Vehicle	Ford/F-150 Pickup Truck	2001	10	Small Urban (5307)	1FDWF36F11ED15086	-	\$ 45,863.45
792	City of Albany	Equipment	Truck / Other Rubber Tire Vehicle	Ford/F-250 Pickup Truck	2007	10	Small Urban (5307)	1FTBF2A67FED48878	-	\$ 112,189.25
793	City of Albany	Equipment	Truck / Other Rubber Tire Vehicle	Forklift/Forklift	2008	14	Small Urban (5307)	23025C1984	-	\$ 27,181.72
794	Hall Area Transit	Equipment	Truck / Other Rubber Tire Vehicle	Chevy/Trailblazer	2006	10	Small Urban (5307)	1GNOS13S862241047	43,160	\$ 32,230.68
795	Hall Area Transit	Equipment	Truck / Other Rubber Tire Vehicle	Ford/F150	2015	10	Small Urban (5307)	1FTEW1EF7FFB70997	1,557	\$ 34,093.36
796	Macon-Bibb	Equipment	AO - Automobile	Ford/Crown Victoria	2006	8	Small Urban (5307)	2FAFP734V7X119886	107,736	\$ 31,512.17
797	Macon-Bibb	Equipment	Truck / Other Rubber Tire Vehicle	Ford/F-450 Pickup Truck	2009	10	Small Urban (5307)	1FDAW4GYAEA02275	111,607	\$ 67,401.64
798	Macon-Bibb	Equipment	Truck / Other Rubber Tire Vehicle	Ford/E350 Van	2009	10	Small Urban (5307)	1FBNE3BL1ADA08025	143,594	\$ 32,250.05
799	Macon-Bibb	Equipment	Truck / Other Rubber Tire Vehicle	VPG/Service Van	2012	10	Small Urban (5307)	523MF1A65BM100318	89,534	\$ 48,970.18
800	Macon-Bibb	Equipment	Truck / Other Rubber Tire Vehicle	Ford/F-150 Pickup Truck	2012	10	Small Urban (5307)	1FT7W2A69CEA10173	76,027	\$ 30,606.36
801	Macon-Bibb	Equipment	Truck / Other Rubber Tire Vehicle	Chevrolet/Traverse SUV	2017	10	Small Urban (5307)	1GNKRGD6HU195686	4,544	\$ 35,502.25
802	Macon-Bibb	Equipment	Truck / Other Rubber Tire Vehicle	EZGO/TXT with Rear Cargo Bx	2017	14	Small Urban (5307)	2772369	N/A	\$ 3,930.33
803	Rome Transit	Equipment	AO - Automobile	Ford/Fusion	2012	8	Small Urban (5307)	3FAHP0GA5CR380688	10,879	\$ 18,074.89
804	Rome Transit	Equipment	Truck / Other Rubber Tire Vehicle	Ford/Expedition	2005	10	Small Urban (5307)	1FMFU16535LA65051	87,728	\$ 42,315.98
805	Rome Transit	Equipment	Truck / Other Rubber Tire Vehicle	Ford/Escape	2011	10	Small Urban (5307)	1FMCU4K35CKA81131	9,776	\$ 37,827.74
806	Rome Transit	Equipment	Truck / Other Rubber Tire Vehicle	Dodge/Caravan	2005	10	Small Urban (5307)	2D4GP44L46R742814	73,294	\$ 35,286.62
807	Rome Transit	Equipment	Truck / Other Rubber Tire Vehicle	Ford/Escape	2014	10	Small Urban (5307)	1FMCU0F74EUC3310	8,193	\$ 16,896.05
808	Rome Transit	Equipment	Truck / Other Rubber Tire Vehicle	Ford/F450	2016	10	Small Urban (5307)	1FDXF47P56EC23682	10,258	\$ 47,534.18
809	Rome Transit	Equipment	Truck / Other Rubber Tire Vehicle	Ford/F150	2011	10	Small Urban (5307)	1FTMF1EF6CFA15381	12,252	\$ 23,235.55
810	Rome Transit	Equipment	Truck / Other Rubber Tire Vehicle	Ford/F350 XL	2014	10	Small Urban (5307)	1FDRF3GT8EEB69695	1,825	\$ 30,677.28
811	Rome Transit	Equipment	Truck / Other Rubber Tire Vehicle	Chevy/ADA Van	2008	10	Small Urban (5307)	1GBDV13W78D149698	85,880	\$ 42,521.79
812	Rome Transit	Equipment	Truck / Other Rubber Tire Vehicle	Ford/Truck (1110)	2008	10	Small Urban (5307)	1FTYR10U48PA68578	82,290	\$ 15,037.44
813	Augusta-Richmond County	Equipment	AO - Automobile	Express	2010	8	Large Urban	1GNUGBD43A1176095	59,506	\$ 27,306.64
814	Augusta-Richmond County	Equipment	AO - Automobile	Crown Victoria	1999	8	Large Urban	2FAFP71W9YX119069	124,465	\$ 41,102.97
815	Augusta-Richmond County	Equipment	AO - Automobile	Expedition	2010	8	Large Urban	1FMJU1F56BEF04541	59,506	\$ 33,328.51
816	Augusta-Richmond County	Equipment	Truck / Other Rubber Tire Vehicle	4600 LP	1991	10	Large Urban	1HTSBZRK3NH397565	28,994	\$ 77,078.00



Appendix A.2 Equipment (Continued)

Record	Agency	Asset Category	Asset Class	Make/Model	Acquisition Year	ULB (Yrs)	Funding Type	VIN Number	Mileage	Replacement Cost (2018\$)
817	Augusta-Richmond County	Equipment	Truck / Other Rubber Tire Vehicle	F150	1996	10	Large Urban	1FTEF15N0TLB81165	77,954	\$ 39,176.33
818	Augusta-Richmond County	Equipment	Truck / Other Rubber Tire Vehicle	Ranger	2005	10	Large Urban	1FTYR10D16PA30349	153,473	\$ 17,916.13
819	Augusta-Richmond County	Equipment	Truck / Other Rubber Tire Vehicle	F-150	2011	10	Large Urban	1FTMF1CM8BKD72052	38,187	\$ 21,196.21
820	Columbus	Equipment	AO - Automobile	Ford/Fusion	2012	8	Large Urban	3FA6POG74DR185383	13,795	\$ 20,702.14
821	Columbus	Equipment	AO - Automobile	Ford/Fusion	2011	8	Large Urban	3FAHPOHGOBR262643	33,958	\$ 21,640.09
822	Columbus	Equipment	AO - Automobile	Ford/Fusion	2009	8	Large Urban	3FAHPOHGOAR258218	25,917	\$ 23,946.42
823	Columbus	Equipment	AO - Automobile	Chevy/Lumina	2002	8	Large Urban	1G1ND52JX2M644932	87,526	\$ 25,914.90
824	Columbus	Equipment	AO - Automobile	Ford/Taurus	2004	8	Large Urban	1FAFP532X5A171877	85,618	\$ 23,806.20
825	Columbus	Equipment	AO - Automobile	Chevy/Impala	2007	8	Large Urban	2G1WB58K689121455	87,143	\$ 22,917.50
826	Columbus	Equipment	AO - Automobile	Ford/Focus	2014	8	Large Urban	1FADP3E28FL250074	9,697	\$ 19,010.92
827	Columbus	Equipment	AO - Automobile	Ford/Focus	2015	8	Large Urban	1FADP3E20GL270885	5,838	\$ 16,803.81
828	Columbus	Equipment	Truck / Other Rubber Tire Vehicle	Ford/F-250	2011	10	Large Urban	1FDBF2A62BEB81402	97,071	\$ 26,962.11
829	Columbus	Equipment	Truck / Other Rubber Tire Vehicle	Ford/F-250	2009	10	Large Urban	3FAHPOHGOBR262643	88,076	\$ 25,995.92
830	Columbus	Equipment	Truck / Other Rubber Tire Vehicle	Chevy/Truck	2005	10	Large Urban	1GCEC19V76Z164495	64,021	\$ 31,326.68

A.3 Facilities

Appendix A.3 Facilities

Record	Agency	Asset Category	Asset Class	Description	Address	Year Built/ Acquisition Year	Funding Type	Agency Condition Rating	Replacement Cost (2018\$)
831	Baldwin County	Facilities	Administrative	Baldwin County Fire Department	312 Allen Memorial Dr., Milledgeville GA 31061	1982	Rural (5311)	3.2	\$ 3,000,000
832	Banks County	Facilities	Administrative	Banks County Senior Center	700 Thompson St., Homer GA 30547	1990	Rural (5311)	4.0	\$ 700,000
833	Bleckley County	Facilities	Administrative	Bleckley Community Service Center	121 9th Street, Coachran GA 31014	1967	Rural (5311)	4.0	\$ 250,000
834	Catoosa County	Facilities	Administrative	Catoosa County Senior Center	144 Catoosa Circle, Ringgold GA 30736	2000	Rural (5311)	4.0	\$ 1,377,000
835	Chattooga County	Facilities	Administrative	Chattooga County Dispatch Office	116 Stockade Road, Summerville GA 30747	1992	Rural (5311)	4.9	\$ 150,000
836	Chattooga County	Facilities	Administrative	Chattooga County Transit Office	122 Stockade Road, Summerville GA 30747	1967	Rural (5311)	3.9	\$ 200,000
837	Cherokee County	Facilities	Administrative	CATS Transit Systems Administration Building	884 Univeter Road, Canton GA 30115	1985	Rural (5311)	4.1	\$ 1,600,000
838	City of Cedartown	Facilities	Administrative	City of Cedartown Transit Office	501 Tenth Street, Cedartown GA	1997	Rural (5311)	3.1	\$ 26,000
839	Coastal Regional Commission	Facilities	Administrative	Coastal Regional Commission	1181 Coastal Drive, Darien GA 31305	2007	Rural (5311)	4.8	\$ 3,000,000
840	Columbia County	Facilities	Administrative	Columbia County Public Transit Office	5913 Euchee Creek Drive, Grovetown, GA 30813	2007	Rural (5311)	-	\$ 2,000,000
841	Crawford County	Facilities	Passenger	Crawford County Development Authority	1011 Highway 341 North, Roberta GA 31078	1965	Rural (5311)	4.0	\$ 500,000
842	Dade County	Facilities	Administrative	Dade County Transit Office	9622 Hwy 11 South, Trenton GA 30752	1992	Rural (5311)	4.1	\$ 106,500
843	Dawson County	Facilities	Administrative	Dawson County Senior Center	201 Recreation Rd., Dawsonville GA 30534	1993	Rural (5311)	4.0	\$ 1,000,000
844	Dodge County	Facilities	Administrative	Dodge County Annex	5016 Courthouse Circle, Eastman GA 31023	1987	Rural (5311)	4.0	\$ 400,000
845	Dodge County	Facilities	Passenger	Dodge County Transit Office	324 Pine Street, Eastman GA 31023	2008	Rural (5311)	4.0	\$ 120,000
846	Dooly County	Facilities	Administrative	Dooly, Macon & Wilcox County Administrative Office	306 Garrett Drive Vienna GA 31092	1995	Rural (5311)	2.9	\$ 92,160
847	Elbert County	Facilities	Administrative	Elbert County Senior Center	1041 Mobley Rd., Elberton GA 30635	2000	Rural (5311)	5.0	\$ 2,420,000
848	Fannin County	Facilities	Administrative	Fannin County Senior Center	440 West First St., Blue Ridge GA 30513	1990	Rural (5311)	4.7	\$ 713,537
849	Gilmer County	Facilities	Administrative	Gilmer County Senior Center	111 Gilmer Street, Ellijay GA 30540	1997	Rural (5311)	4.0	\$ 542,570
850	Glascocock County	Facilities	Administrative	Glascocock County Senior Center	568 Brassell Park Lane, Gibson GA 30810	2004	Rural (5311)	4.8	\$ 284,314
851	Gordon County	Facilities	Administrative	Gordon County Transit Office	121 Newton Rd. NE, Calhoun GA 30701	2011	Rural (5311)	4.8	\$ 870,561
852	Greene County	Facilities	Passenger	Greene County Mental Health	1040 Silver Rd., Greensboro GA	1986	Rural (5311)	4.0	\$ -
853	Habersham County	Facilities	Passenger	Habersham County Facilities Management and Transit	4306 Tocca Hwy., Clarkesville GA 30523	1960	Rural (5311)	3.1	\$ 300,000
854	Hancock County	Facilities	Administrative	Betty Hill Senior Center	330 Water Works Rd., Sparta GA 31087	2005	Rural (5311)	4.2	\$ -
855	Haralson County	Facilities	Administrative	Haralson County Transit Administrative Office	135 Recreation Dr., Buchanan GA 30113	2007	Rural (5311)	4.0	\$ 72,115
856	Hart County	Facilities	Passenger	Hart County Senior Center/Transit	139 Clay Street, Hartwell GA 30643	1982	Rural (5311)	4.2	\$ 623,300
857	Jackson County	Facilities	Administrative	Jackson County Road & Transit Department	12 Hendrix Dr., Jefferson GA 30549	1955	Rural (5311)	3.4	\$ 302,000
858	Jefferson County	Facilities	Administrative	Jefferson Transit	1841 B Hwy. 24W, Louisville GA 30434	1947	Rural (5311)	4.0	\$ 1,500,000
859	Jenkins County	Facilities	Administrative	Jenkins County Transit	833 E. Winthorpe Ave., Millen GA 30442	1992	Rural (5311)	4.8	\$ 555,148
860	Jones County	Facilities	Administrative	Head Start & Neighborhood Service Center	235 Bill Conn Parkway, Gray GA 31032	2001	Rural (5311)	5.0	\$ 264,807
861	Lincoln County	Facilities	Administrative	Lincoln Center	160 May Ave., Lincolnton GA 30817	1988	Rural (5311)	4.1	\$ 878,115
862	Long County	Facilities	Administrative	Long County Senior Center	15 Thornton Drive, Ludowici GA 31316	2000	Rural (5311)	4.8	\$ -
863	Lumpkin County	Facilities	Administrative	Lumpkin County Senior Center	266 Mechanicsville Rd., Dahlonega GA 30533	1991	Rural (5311)	4.0	\$ 900,000
864	McDuffie County	Facilities	Administrative	Thomson-McDuffie Government Center	210 Railroad Street, Thomson GA 30824	2011	Rural (5311)	5.0	\$ 25,000,000
865	Morgan County	Facilities	Administrative	Morgan County Senior Center	991 South Main St., Madison GA 30650	2002	Rural (5311)	4.0	\$ 1,000,000
866	Murray County	Facilities	Administrative	Senior Center/Transit Office	820 G.I. Maddox Pkwy., Chatsworth GA 30705	1997	Rural (5311)	4.9	\$ 600,000
867	Paulding County	Facilities	Administrative	Senior/Community Center	54 Industrial Way N, Dallas GA 30132	1996	Rural (5311)	4.5	\$ 515,007
868	Peach County	Facilities	Administrative	Peach County Transit Office	700 Spruce St., Fort Valley GA 31030	1954	Rural (5311)	3.7	\$ 1,500,000
869	Pulaski County	Facilities	Administrative	Pulaski County Transit Office	43 N. Lumpkin St., Hawkinsville, GA	2007	Rural (5311)	4.1	\$ 500,000

Appendix A.3 Facilities (Continued)

Record	Agency	Asset Category	Asset Class	Description	Address	Year Built/ Acquisition Year	Funding Type	Agency Condition Rating	Replacement Cost (2018\$)
870	Putnam County	Facilities	Administrative	Putnam County Administration Building	117 Putnam Dr. Suite A, Eatonton GA 31024	1988	Rural (5311)	5.0	\$ 2,500,000
871	Rabun County	Facilities	Administrative	Rabun County Senior Center	2832 Old Hwy. 441S, Tiger GA 30576	1998	Rural (5311)	4.7	\$ 2,000,000
872	Social Circle	Facilities	Administrative	Social Circle SC Welcome Center	129 East Hightower Trail, Social Circle GA 30025	1900	Rural (5311)	4.6	\$ 137,800
873	Talbot County	Facilities	Administrative	Talbot County Transit Office	141 N. Jefferson, Talbotton GA 31827	1997	Rural (5311)	4.0	\$ 250,000
874	Taliaferro County	Facilities	Administrative	Taliaferro Courthouse	113 Monument Street, Crawfordville GA 30631	1901	Rural (5311)	4.0	\$ 4,500,000
875	Taylor County	Facilities	Administrative	Taylor County Government Complex	7 Ivy Street, Butler GA 31006	1999	Rural (5311)	4.5	\$ 800,000
876	Telfair County	Facilities	Administrative	Telfair County Community Development Center	91 Telfair Ave. Suite A, McRae-Helena GA 31055	1982	Rural (5311)	5.0	\$ 1,882,893
877	Thomas County	Facilities	Administrative	Thomas County Area Transit	110 South Crawford Street, Thomasville GA 31792	2001	Rural (5311)	4.3	\$ 334,800
878	Tift County	Facilities	Administrative	Neighborhood Service Center	2737 South Central Ave., Tifton GA 31794	1987	Rural (5311)	4.1	\$ 235,000
879	Towns County	Facilities	Administrative	Towns County Transit Office	1298 Jack Dayton Circle, Young Harris GA 30582	1990	Rural (5311)	4.0	\$ 72,257
880	Troup County	Facilities	Administrative	Troup Transit Base	1712 Whitesville Road, LaGrange GA 30241	1978	Rural (5311)	3.2	\$ 15,000,000
881	Twiggs County	Facilities	Administrative	Twiggs County Senior Center	400 Bullard Road, Jeffersonville GA 31044	2004	Rural (5311)	4.4	\$ 500,000
882	Union County	Facilities	Administrative	Union County Annex	76 Hunt-Martin St., Blairsville GA 30512	1967	Rural (5311)	3.8	\$ 250,000
883	Walker County	Facilities	Administrative	Walker County Transit Office	91 Industrail Drive, Chickamauga GA	2015	Rural (5311)	3.9	\$ 50,000
884	Warren County	Facilities	Administrative	Warren County Senior Center	48 Warren Street, Warrenton GA 30828	2017	Rural (5311)	3.2	\$ 650,000
885	Wayne County	Facilities	Administrative	Wayne County Transit Office	1896 Macon St., Jesup GA 31545	2012	Rural (5311)	3.5	\$ 45,000
886	Wheeler County	Facilities	Administrative	Wheeler County Transit Office	23 McRae St. Ste. 5, Alamo GA 30411	1952	Rural (5311)	4.0	\$ 150,000
887	Whitfield County	Facilities	Administrative	Whitfield County Transit Office	1560 Gillespie Drive, Dalton GA 30721	1990	Rural (5311)	3.4	\$ 1,034,000
888	Wilkes County	Facilities	Administrative	Wilkes County Senior Center	108 Marshall St., Washington GA 30173	1992	Rural (5311)	4.0	\$ 383,626
889	Wilkinson County	Facilities	Administrative	Wilkinson County Road Department	8154 Highway 57, McIntyre GA 31054	2014	Rural (5311)	3.9	\$ 521,600
890	Albany Transit	Facilities	Administrative	Albany Transit System Administration	712 Flint Ave., Albany GA 31701	1954	Small Urban (5307)	3.4	\$ 730,000
891	Albany Transit	Facilities	Maintenance	Albany Transit System-Shop 2 Tire Shop & Training Room	712 Flint Ave., Albany GA 31701	1980	Small Urban (5307)	2.8	\$ 153,300
892	Albany Transit	Facilities	Maintenance	Albany Transit System-Shop 3 Bus Wash Facility	712 Flint Ave., Albany GA 31701	1983	Small Urban (5307)	2.7	\$ 153,000
893	Albany Transit	Facilities	Passenger	Albany Transit Center	300 W. Oglethorpe Blvd., Albany GA 31701	1968	Small Urban (5307)	3.9	\$ 1,168,024
894	Athens-Clarke County Unified Gov./Athens Transit	Facilities	Administrative	Athens Multimodal Transportation Center	775 East Broad St., Athens, GA 30601	2006	Small Urban (5307)	4.0	\$ 20,000,000
895	Athens-Clarke County Unified Gov./Athens Transit	Facilities	Maintenance	Athens Transit Operations & Maintenance Facility	325 Pound St. Athens, GA 30601	1976	Small Urban (5307)	4.0	\$ 20,000,000
896	Athens-Clarke County Unified Gov./Athens Transit	Facilities	Passenger	Oconee Street Park-N-Ride Site	1323 Lexington Road, Athens, GA 30601	2011	Small Urban (5307)	4.0	\$ 5,000,000
897	Bartow Transit	Facilities	Administrative	Bartow County Transit Office	140 Douglas Street, Cartersville GA	1967	Small Urban (5307)	3.9	\$ 406,800
898	Bartow Transit	Facilities	Maintenance	Bartow County Maintenance Shop	10 Ladds Mountain Road, Cartersville GA	2007	Small Urban (5307)	4.5	\$ 1,372,200
899	Gainesville-Hall Transit	Facilities	Administrative	Gainesville Connection	687 Main Street, Gainesville GA 30501	1955	Small Urban (5307)	4.0	\$ 1,200,000
900	Liberty-Hinesville Transit	Facilities	Administrative	Hinesville City Hall	115 East MLK Jr Drive, Hinesville GA	2011	Small Urban (5307)	4.0	\$ 15,585,593
901	Liberty-Hinesville Transit	Facilities	Maintenance	Hinesville Transit ESG Operations/Public Works	613 EG Miles Parkway, Hinesville GA	2012	Small Urban (5307)	4.0	\$ 1,100,717
902	Macon Transit Authority	Facilities	Administrative	Macon Terminal Station	200 Cherry Street, Macon GA 31206	1916	Small Urban (5307)	3.4	\$ 11,000,000
903	Macon Transit Authority	Facilities	Maintenance	MTA Shop	2761 Broadway, Macon GA 31206	2010	Small Urban (5307)	4.0	\$ 2,500,000
904	Rome Transit	Facilities	Administrative	City of Rome Administration	168 North Ave., Rome GA 30161	1987	Small Urban (5307)	4.0	\$ 790,500
905	Rome Transit	Facilities	Maintenance	City of Rome Bus Wash	168 North Ave., Rome GA 30161	1993	Small Urban (5307)	4.0	\$ 246,300
906	Rome Transit	Facilities	Maintenance	City of Rome Maintenance	168 North Ave., Rome GA 30161	1987	Small Urban (5307)	3.8	\$ 1,257,600
907	Rome Transit	Facilities	Passenger	City of Rome Passenger	216 East 1st Street, Rome GA 30161	1987	Small Urban (5307)	4.0	\$ 62,100
908	Augusta Transit	Facilities	Maintenance	Augusta Transit Bus Operations & Maintenance Facility	1535 Fenwick Street, Augusta GA 30904	1947	Large Urban	2.6	\$ 15,000,000
909	Augusta Transit	Facilities	Passenger	Augusta Transit Terminal	1546 Broad Street, Augusta GA 30904	1991	Large Urban	3.1	\$ 4,000,000
910	Columbus	Facilities	Maintenance	METRA Lower Maintenance Shop	814 Linwood Blvd., Columbus GA 31901	1971	Large Urban	2.0	\$ 1,000,000

Appendix A.3 Facilities (Continued)

Record	Agency	Asset Category	Asset Class	Description	Address	Year Built/ Acquisition Year	Funding Type	Agency Condition Rating	Replacement Cost (2018\$)
911	Columbus	Facilities	Passenger	METRA Transfer Center	814 Linwood Blvd., Columbus GA 31901	1997	Large Urban	3.7	\$ 1,000,000
912	Columbus	Facilities	Administrative	METRA Administration Building	814 Linwood Blvd., Columbus GA 31901	1971	Large Urban	2.0	\$ 1,000,000
913	Columbus	Facilities	Maintenance	METRA Upper Maintenance Shop	814 Linwood Blvd., Columbus GA 31901	1971	Large Urban	2.5	\$ 1,000,000

## Appendix B: Proposed Investment Project List

### Appendix B.1 Rural (5311) Investments

Agency/Asset Class	2019	2020	2021	2022	Total (\$2018)
<b>Rolling Stock</b>					
<b>Augusta-Richmond</b>					
CU - Cutaway Bus	\$0	\$0	\$41,051	\$0	\$41,051
<b>Bacon</b>					
CU - Cutaway Bus	\$0	\$46,712	\$0	\$0	\$46,712
<b>Baldwin</b>					
CU - Cutaway Bus	\$0	\$0	\$0	\$0	\$0
<b>Banks</b>					
CU - Cutaway Bus	\$0	\$0	\$45,264	\$43,752	\$89,015
<b>Bartow</b>					
CU - Cutaway Bus	\$0	\$93,476	\$82,155	\$166,777	\$342,407
<b>Ben Hill</b>					
CU - Cutaway Bus	\$0	\$0	\$0	\$129,728	\$129,728
<b>Berrien</b>					
CU - Cutaway Bus	\$0	\$0	\$0	\$43,818	\$43,818
<b>Bleckley</b>					
CU - Cutaway Bus	\$0	\$0	\$0	\$87,295	\$87,295
VN - Van	\$0	\$33,194	\$0	\$0	\$33,194
<b>Brantley</b>					
CU - Cutaway Bus	\$0	\$0	\$0	\$42,645	\$42,645
<b>Brooks</b>					
CU - Cutaway Bus	\$0	\$0	\$135,228	\$43,581	\$178,809
<b>Burke</b>					
CU - Cutaway Bus	\$0	\$46,598	\$50,359	\$92,237	\$189,194
<b>Catoosa</b>					
CU - Cutaway Bus	\$0	\$0	\$101,152	\$136,382	\$237,534
<b>Chattooga</b>					
CU - Cutaway Bus	\$51,716	\$89,235	\$0	\$0	\$140,951
<b>Cherokee</b>					
CU - Cutaway Bus	\$226,301	\$297,185	\$0	\$0	\$523,485
<b>City of Americus</b>					
CU - Cutaway Bus	\$49,124	\$0	\$0	\$0	\$49,124
<b>City of Cedartown</b>					
CU - Cutaway Bus	\$0	\$0	\$0	\$0	\$0
<b>Clay</b>					\$0
CU - Cutaway Bus	\$0	\$0	\$0	\$43,621	\$43,621

## Appendix B.1 Rural (5311) Investments (Continued)

Agency/Asset Class	2019	2020	2021	2022	Total (\$2018)
<b>Coastal Regional Commission</b>					
CU - Cutaway Bus	\$0	\$0	\$1,323,406	\$0	\$1,323,406
<b>Columbia</b>					
CU - Cutaway Bus	\$145,622	\$93,845	\$45,355	\$83,734	\$368,556
<b>Cook</b>					
CU - Cutaway Bus	\$0	\$0	\$85,910	\$0	\$85,910
VN - Van	\$0	\$0	\$45,494	\$0	\$45,494
<b>Coweta</b>					
CU - Cutaway Bus	\$0	\$93,703	\$123,545	\$0	\$217,248
<b>Crawford</b>					
CU - Cutaway Bus	\$0	\$89,391	\$45,266	\$0	\$134,657
<b>Crisp</b>					
CU - Cutaway Bus	\$0	\$0	\$45,307	\$0	\$45,307
<b>Dade</b>					
CU - Cutaway Bus	\$0	\$0	\$90,216	\$43,612	\$133,828
<b>Dawson</b>					
CU - Cutaway Bus	\$0	\$0	\$45,197	\$43,687	\$88,885
<b>Dodge</b>					
CU - Cutaway Bus	\$0	\$0	\$45,042	\$0	\$45,042
<b>Dooly</b>					
CU - Cutaway Bus	\$0	\$0	\$86,198	\$43,654	\$129,852
<b>Elbert</b>					
CU - Cutaway Bus	\$0	\$0	\$45,186	\$0	\$45,186
<b>Fannin</b>					
CU - Cutaway Bus	\$0	\$139,788	\$0	\$0	\$139,788
<b>Forsyth</b>					
CU - Cutaway Bus	\$0	\$0	\$225,883	\$0	\$225,883
<b>Gilmer</b>					
CU - Cutaway Bus	\$0	\$0	\$89,969	\$0	\$89,969
<b>Glascock</b>					
CU - Cutaway Bus	\$0	\$0	\$0	\$0	\$0
<b>Gordon</b>					
CU - Cutaway Bus	\$0	\$135,371	\$0	\$0	\$135,371
<b>Greene</b>					
CU - Cutaway Bus	\$0	\$0	\$0	\$122,753	\$122,753
<b>Habersham</b>					
CU - Cutaway Bus	\$0	\$0	\$0	\$43,778	\$43,778
<b>Hall</b>					
CU - Cutaway Bus	\$141,556	\$0	\$311,192	\$0	\$452,748

## Appendix B.1 Rural (5311) Investments (Continued)

Agency/Asset Class	2019	2020	2021	2022	Total (\$2018)
<b>Rolling Stock</b>					
<b>Hancock</b>					
CU - Cutaway Bus	\$0	\$0	\$0	\$43,614	\$43,614
VN - Van	\$0	\$0	\$0	\$44,077	\$44,077
<b>Haralson</b>					
CU - Cutaway Bus	\$0	\$46,602	\$0	\$87,295	\$133,897
MV - Minivan	\$44,583	\$0	\$0	\$0	\$44,583
<b>Hart</b>					
CU - Cutaway Bus	\$48,255	\$0	\$0	\$0	\$48,255
<b>Heard</b>					
CU - Cutaway Bus	\$0	\$0	\$0	\$83,322	\$83,322
<b>Jackson</b>					
CU - Cutaway Bus	\$0	\$0	\$0	\$87,636	\$87,636
<b>Jefferson</b>					
CU - Cutaway Bus	\$0	\$0	\$0	\$43,681	\$43,681
<b>Jenkins</b>					
CU - Cutaway Bus	\$0	\$0	\$0	\$0	\$0
<b>Jones</b>					
CU - Cutaway Bus	\$96,854	\$0	\$0	\$0	\$96,854
<b>Lincoln</b>					
CU - Cutaway Bus	\$0	\$0	\$45,122	\$0	\$45,122
VN - Van	\$82,731	\$0	\$0	\$0	\$82,731
<b>Lowndes</b>					
CU - Cutaway Bus	\$0	\$0	\$0	\$126,874	\$126,874
VN - Van	\$0	\$0	\$45,602	\$0	\$45,602
<b>Lumpkin</b>					
CU - Cutaway Bus	\$0	\$0	\$0	\$87,636	\$87,636
<b>Macon</b>					
CU - Cutaway Bus	\$0	\$0	\$0	\$0	\$0
<b>McDuffie</b>					
CU - Cutaway Bus	\$0	\$0	\$90,289	\$0	\$90,289
<b>Meriwether</b>					
CU - Cutaway Bus	\$0	\$0	\$0	\$83,034	\$83,034
<b>Morgan</b>					
CU - Cutaway Bus	\$57,683	\$0	\$0	\$43,581	\$101,264
<b>Murray</b>					
CU - Cutaway Bus	\$0	\$0	\$50,393	\$0	\$50,393
<b>Paulding</b>					
CU - Cutaway Bus	\$0	\$52,308	\$0	\$0	\$52,308



## Appendix B.1 Rural (5311) Investments (Continued)

Agency/Asset Class	2019	2020	2021	2022	Total (\$2018)
<b>Peach</b>					
CU - Cutaway Bus	\$50,444	\$0	\$85,990	\$43,548	\$179,981
<b>Pickens</b>					
CU - Cutaway Bus	\$0	\$42,310	\$0	\$43,508	\$85,818
<b>Pierce</b>					
CU - Cutaway Bus	\$0	\$93,495	\$0	\$43,687	\$137,182
VN - Van	\$0	\$0	\$32,449	\$0	\$32,449
<b>Pulaski</b>					
CU - Cutaway Bus	\$0	\$0	\$45,110	\$0	\$45,110
<b>Putnam</b>					
CU - Cutaway Bus	\$43,830	\$0	\$0	\$0	\$43,830
<b>Rabun</b>					
CU - Cutaway Bus	\$0	\$0	\$91,526	\$43,752	\$135,278
<b>River Valley Regional Commission</b>					\$0
CU - Cutaway Bus	\$0	\$0	\$0	\$303,098	\$303,098
<b>Social Circle</b>					
CU - Cutaway Bus	\$48,505	\$0	\$0	\$43,838	\$92,343
<b>Southwest GA Regional Commission - Arlington</b>					
CU - Cutaway Bus	\$0	\$0	\$0	\$80,597	\$80,597
<b>Southwest GA Regional Commission - Baker</b>					
CU - Cutaway Bus	\$0	\$0	\$0	\$44,068	\$44,068
<b>Southwest GA Regional Commission - Colquitt</b>					
CU - Cutaway Bus	\$0	\$0	\$0	\$137,345	\$137,345
<b>Southwest GA Regional Commission - Dawson</b>					
CU - Cutaway Bus	\$0	\$0	\$0	\$44,068	\$44,068
<b>Southwest GA Regional Commission - Decatur</b>					
CU - Cutaway Bus	\$0	\$0	\$0	\$176,272	\$176,272
<b>Southwest GA Regional Commission - Dougherty</b>					
CU - Cutaway Bus	\$0	\$0	\$0	\$132,204	\$132,204
<b>Southwest GA Regional Commission - Early</b>					
CU - Cutaway Bus	\$0	\$0	\$0	\$181,997	\$181,997
<b>Southwest GA Regional Commission - Grady</b>					
CU - Cutaway Bus	\$0	\$0	\$0	\$132,204	\$132,204
<b>Southwest GA Regional Commission - Lee</b>					
CU - Cutaway Bus	\$0	\$0	\$0	\$90,101	\$90,101
<b>Southwest GA Regional Commission - Miller</b>					
CU - Cutaway Bus	\$0	\$0	\$0	\$0	\$0



## Appendix B.1 Rural (5311) Investments (Continued)

Agency/Asset Class	2019	2020	2021	2022	Total (\$2018)
<b>Rolling Stock</b>					
<b>Southwest GA Regional Commission - Mitchell</b>					
CU - Cutaway Bus	\$0	\$0	\$0	\$266,374	\$266,374
<b>Southwest GA Regional Commission - Seminole</b>					
CU - Cutaway Bus	\$0	\$0	\$45,580	\$88,136	\$133,716
<b>Southwest GA Regional Commission - Sylvester</b>					
CU - Cutaway Bus	\$0	\$0	\$0	\$88,136	\$88,136
<b>Southwest GA Regional Commission-Colquitt</b>					
CU - Cutaway Bus	\$0	\$94,309	\$0	\$0	\$94,309
<b>Southwest GA Regional Commission-Dawson</b>					
CU - Cutaway Bus	\$0	\$47,155	\$0	\$0	\$47,155
<b>Southwest GA Regional Commission-Lee</b>					
CU - Cutaway Bus	\$0	\$47,155	\$0	\$0	\$47,155
<b>Southwest GA Regional Commission-Sylvester</b>					
CU - Cutaway Bus	\$0	\$52,654	\$0	\$0	\$52,654
<b>Southwest GA Regional Commission - Mitchell</b>					
CU - Cutaway Bus	\$0	\$0	\$0	\$0	\$0
<b>Talbot</b>					
CU - Cutaway Bus	\$0	\$52,133	\$50,393	\$97,444	\$199,970
<b>Taliaferro</b>					
CU - Cutaway Bus	\$0	\$42,530	\$45,213	\$0	\$87,743
<b>Taylor</b>					
CU - Cutaway Bus	\$0	\$0	\$45,186	\$43,687	\$88,873
<b>Telfair</b>					
CU - Cutaway Bus	\$0	\$0	\$41,115	\$0	\$41,115
<b>Thomas</b>					
CU - Cutaway Bus	\$143,033	\$95,748	\$50,576	\$127,007	\$416,365
<b>Three Rivers Regional Commission - Butts</b>					
CU - Cutaway Bus	\$0	\$0	\$0	\$0	\$0
<b>Three Rivers Regional Commission - Lamar</b>					
CU - Cutaway Bus	\$0	\$0	\$0	\$43,336	\$43,336
<b>Three Rivers Regional Commission - Meriwether</b>					
CU - Cutaway Bus	\$0	\$0	\$0	\$0	\$0
<b>Three Rivers Regional Commission - Pike</b>					
CU - Cutaway Bus	\$0	\$0	\$0	\$43,302	\$43,302

## Appendix B.1 Rural (5311) Investments (Continued)

Agency/Asset Class	2019	2020	2021	2022	Total (\$2018)
<b>Three Rivers Regional Commission - Spalding</b>					
CU - Cutaway Bus	\$0	\$0	\$0	\$205,269	\$205,269
<b>Three Rivers Regional Commission - Upson</b>					
CU - Cutaway Bus	\$0	\$0	\$0	\$48,476	\$48,476
<b>Three Rivers Regional Commission-Lamar</b>					
CU - Cutaway Bus	\$0	\$42,125	\$0	\$0	\$42,125
<b>Three Rivers Regional Commission-Upson</b>					
CU - Cutaway Bus	\$0	\$46,371	\$0	\$0	\$46,371
<b>Tift</b>					
CU - Cutaway Bus	\$0	\$0	\$0	\$0	\$0
<b>Towns</b>					
CU - Cutaway Bus	\$0	\$0	\$45,245	\$0	\$45,245
<b>Troup</b>					
CU - Cutaway Bus	\$148,799	\$0	\$0	\$43,548	\$192,347
<b>Turner</b>					
CU - Cutaway Bus	\$0	\$0	\$45,186	\$43,687	\$88,873
<b>Twiggs</b>					
CU - Cutaway Bus	\$0	\$0	\$45,197	\$39,719	\$84,916
<b>Union</b>					
CU - Cutaway Bus	\$0	\$0	\$0	\$87,503	\$87,503
<b>Walker</b>					
CU - Cutaway Bus	\$0	\$0	\$316,237	\$218,393	\$534,630
<b>Ware</b>					
CU - Cutaway Bus	\$0	\$0	\$0	\$130,863	\$130,863
<b>Warren</b>					
CU - Cutaway Bus	\$0	\$0	\$45,076	\$43,581	\$88,657
<b>Wayne</b>					
CU - Cutaway Bus	\$0	\$0	\$90,074	\$87,309	\$177,383
VN - Van	\$31,550	\$0	\$0	\$0	\$31,550
<b>Wheeler</b>					
CU - Cutaway Bus	\$0	\$0	\$45,321	\$43,818	\$89,139
<b>Whitfield</b>					
CU - Cutaway Bus	\$0	\$105,175	\$101,665	\$147,440	\$354,280
<b>Wilcox</b>					
CU - Cutaway Bus	\$0	\$0	\$0	\$43,785	\$43,785
<b>Wilkes</b>					
CU - Cutaway Bus	\$0	\$42,388	\$0	\$0	\$42,388

### Appendix B.1 Rural (5311) Investments (Continued)

Agency/Asset Class	2019	2020	2021	2022	Total (\$2018)
<b>Wilkinson</b>					
CU - Cutaway Bus	\$0	\$46,740	\$41,051	\$0	\$87,791
<b>Rolling Stock Total</b>	<b>\$1,410,585</b>	<b>\$2,107,697</b>	<b>\$4,647,968</b>	<b>\$5,462,911</b>	<b>\$13,629,161</b>
<b>Equipment</b>					
<b>Coastal Regional Commission</b>					
AO - Automobile	\$0	\$0	\$21,436	\$0	\$21,436
<b>Equipment Total</b>	<b>\$0</b>	<b>\$0</b>	<b>\$21,436</b>	<b>\$0</b>	<b>\$21,436</b>
<b>Facilities</b>					
Baldwin County Fire Department - HVAC	\$279,260				\$279,260
Jackson County Road & Transit Department - Substructure	\$42,141				\$42,141
Peach County Transit Office - Interiors	\$95,966				\$95,966
Troup Transit Base - Interiors	\$930,867				\$930,867
Dooly, Macon & Wilcox County Administrative Office - HVAC	\$6,651				\$6,651
<b>Facilities Total</b>	<b>\$1,354,885</b>				<b>\$1,354,885</b>
<b>Grand Total</b>	<b>\$2,765,470</b>	<b>\$2,107,697</b>	<b>\$4,669,404</b>	<b>\$5,462,911</b>	<b>\$15,005,482</b>

## Appendix B.2 Small Urban (5307) Investments

Agency/Asset Class	2019	2020	2021	2022	Total
<b>Rolling Stock</b>					
<b>Albany Transit</b>					
BU – Bus	\$0	\$1,264,711	\$0	\$0	\$1,264,711
<b>Athens-Clarke Transit</b>					
BU– Bus	\$842,304	\$1,808,050	\$913,838	\$1,465,408	\$5,029,599
CU - Cutaway	\$341,065	\$153,219	\$0	\$177,783	\$672,066
Athens-Clarke Transit Subtotal	\$1,183,368	\$1,961,268	\$913,838	\$1,643,191	\$5,701,665
<b>Bartow</b>					
CU - Cutaway	\$0	\$0	\$0	\$0	\$0
<b>Cherokee County</b>					
BU – Bus	\$0	\$0	\$0	\$145,451	\$145,451
CU - Cutaway	\$0	\$0	\$0	\$120,786	\$120,786
Cherokee County Subtotal	\$0	\$0	\$0	\$266,237	\$266,237
<b>City of Albany</b>					
BU – Bus	\$0	\$0	\$0	\$0	\$0
CU - Cutaway	\$0	\$0	\$0	\$0	\$0
City of Albany Subtotal	\$0	\$0	\$0	\$0	\$0
<b>Hall Area Transit</b>					
CU - Cutaway	\$914,265	\$0	\$664,629	\$0	\$1,578,894
<b>Liberty County/City of Hinesville</b>					
BU – Bus	\$0	\$0	\$0	\$1,329,578	\$1,329,578
CU - Cutaway	\$83,074	\$0	\$0	\$0	\$83,074
Liberty County/City of Hinesville Subtotal	\$83,074	\$0	\$0	\$1,329,578	\$1,412,652
<b>Macon-Bibb County Transit Authority</b>					
BU – Bus	\$506,672	\$1,474,997	\$2,119,435	\$697,070	\$4,798,174
CU - Cutaway	\$1,827,998	\$97,940	\$0	\$0	\$1,925,939
Macon-Bibb County Transit Authority Subtotal	\$2,334,670	\$1,572,937	\$2,119,435	\$697,070	\$6,724,113
<b>Rome Transit</b>					
BU – Bus	\$2,834,052	\$71,470	\$559,285	\$0	\$3,464,807
CU - Cutaway	\$452,116	\$0	\$0	\$67,171	\$519,287
SB – School Bus	\$1,703,276	\$0	\$0	\$0	\$1,703,276
Rome Transit Subtotal	\$4,989,445	\$71,470	\$559,285	\$67,171	\$5,687,371
<b>Rolling Stock Total</b>	<b>\$9,504,823</b>	<b>\$4,870,386</b>	<b>\$4,257,188</b>	<b>\$4,003,247</b>	<b>\$22,635,644</b>
<b>Athens-Clarke</b>					
Equip.> \$50,000	\$577,075	\$387,127	\$181,137	\$0	\$1,145,340
<b>Cherokee County</b>					
AO - Automobile	\$16,530	\$0	\$0	\$0	\$16,530
<b>City of Albany</b>					
AO - Automobile	\$44,963	\$0	\$21,554	\$0	\$66,518
Trucks/Other Rubber Tire Vehicles	\$158,053	\$75,501	\$0	\$27,182	\$260,735.65
City of Albany Subtotal	\$203,016	\$75,501	\$21,554	\$27,182	\$327,253
<b>Hall Area Transit</b>					
Trucks/Other Rubber Tire Vehicles	\$32,231	\$0	\$0	\$0	\$32,231
<b>Macon-Bibb</b>					
AO - Automobile	\$31,512	\$0	\$0	\$0	\$31,512
Trucks/Other Rubber Tire Vehicles	\$99,652	\$0	\$0	\$79,577	\$179,228

## Appendix B.2 Small Urban (5307) Investments (Continued)

Agency/Asset Class	2019	2020	2021	2022	Total
Macon-Bibb Subtotal	\$131,164	\$0	\$0	\$79,577	\$210,740
<b>Rome Transit</b>					
AO - Automobile	\$15,037	\$18,075	\$0	\$0	\$33,112
Trucks/Other Rubber Tire Vehicles	\$120,124	\$0	\$61,063	\$0	\$181,188
Rome Transit Subtotal	\$135,162	\$18,075	\$61,063	\$0	\$214,300
<b>Equipment Total</b>	<b>\$1,095,177</b>	<b>\$480,704</b>	<b>\$263,755</b>	<b>\$106,758</b>	<b>\$1,946,394</b>
<b>Facilities</b>					
Macon Terminal Station - Conveyance		\$795,613			\$795,613
Albany Transit System Administration - Electrical			\$93,407		\$93,407
Albany Transit System-Shop 2 Tire Shop & Training Room - Shell			\$60,481		\$60,481
Albany Transit System-Shop 3 Bus Wash Facility - Shell			\$66,536		\$66,536
<b>Facilities Total</b>		<b>\$795,613</b>	<b>\$220,423</b>		<b>\$1,016,036</b>
<b>Grand Total</b>	<b>\$10,600,000</b>	<b>\$6,146,703</b>	<b>\$4,741,366</b>	<b>\$4,110,005</b>	<b>\$25,598,074</b>

### Appendix B.3 Large Urban Provider Investments

Agency/Asset Class	2019	2020	2021	2022	Total (\$2018)
<b>Rolling Stock</b>					
<b>Augusta-Richmond County</b>					
BU – Bus	\$1,992,248	\$1,319,974	\$0	\$0	\$3,312,222
CU - Cutaway	\$448,032	\$94,611	\$0	\$0	\$542,643
Augusta-Richmond County Subtotal	\$2,440,280	\$1,414,585	\$0	\$0	\$3,854,865
<b>Columbus</b>					
BU – Bus	\$3,659,034	\$1,247,192	\$0	\$3,133,370	\$8,039,596
CU - Cutaway	\$388,225	\$324,063	\$298,279	\$440,880	\$1,451,447
VN – Van	\$109,276	\$28,851	\$0	\$0	\$138,126
Columbus Subtotal	\$4,156,535	\$1,600,105	\$298,279	\$3,574,250	\$9,629,169
<b>Rolling Stock Total</b>	<b>\$6,596,815</b>	<b>\$3,014,690</b>	<b>\$298,279</b>	<b>\$3,574,250</b>	<b>\$13,484,034</b>
<b>Equipment</b>					
<b>Augusta-Richmond County</b>					
AO - Automobile	\$41,103	\$60,635	\$0	\$0	\$101,738
Trucks/ Other Rubber Tire Vehicles	\$134,170	\$0	\$21,196	\$0	\$155,367
Augusta-Richmond County Subtotal	\$175,273	\$60,635	\$21,196	\$0	\$257,105
<b>Columbus</b>					
AO - Automobile	\$96,585	\$42,342	\$0	\$19,011	\$157,938
Trucks/ Other Rubber Tire Vehicles	\$31,327	\$25,996	\$26,962	\$0	\$84,285
Columbus Subtotal	\$127,912	\$68,338	\$26,962	\$19,011	\$242,223
<b>Equipment Total</b>	<b>\$303,185</b>	<b>\$128,973</b>	<b>\$48,158</b>	<b>\$19,011</b>	<b>\$499,328</b>
<b>Facilities</b>					
Augusta Transit Bus Operations & Maintenance Facility - Shell			\$5,740,349		\$5,740,349
METRA Administration Building - Electrical		\$124,116			\$124,116
METRA Administration Building - Fire Protection		\$31,029			\$31,029
METRA Administration Building - HVAC		\$31,029			\$31,029
METRA Administration Building - Interiors		\$72,401			\$72,401
METRA Administration Building - Plumbing		\$62,058			\$62,058
METRA Administration Building - Shell		\$62,058			\$62,058
METRA Administration Building - Site		\$517,149			\$517,149
METRA Administration Building - Substructure		\$20,686			\$20,686
METRA Lower Maintenance Shop - Electrical		\$165,488			\$165,488
METRA Lower Maintenance Shop - Fire Protection		\$31,029			\$31,029
METRA Lower Maintenance Shop - HVAC		\$93,087			\$93,087
METRA Lower Maintenance Shop - Interiors		\$20,686			\$20,686
METRA Lower Maintenance Shop - Plumbing		\$113,773			\$113,773
METRA Lower Maintenance Shop - Shell		\$382,690			\$382,690
METRA Lower Maintenance Shop - Site		\$82,744			\$82,744
METRA Lower Maintenance Shop - Substructure		\$144,802			\$144,802
METRA Upper Maintenance Shop - Interiors		\$20,686			\$20,686

### Appendix B.3 Large Urban Provider Investments (Continued)

Agency/Asset Class	2019	2020	2021	2022	Total (\$2018)
METRA Upper Maintenance Shop - Plumbing		\$113,773			\$113,773
METRA Upper Maintenance Shop - Shell		\$382,690			\$382,690
METRA Upper Maintenance Shop - Substructure		\$144,802			\$144,802
<b>Facilities Subtotal</b>		\$2,730,544	\$5,740,349		<b>\$8,470,893</b>
<b>Grand Total</b>	<b>\$6,900,000</b>	<b>\$5,874,208</b>	<b>\$6,086,786</b>	<b>\$3,593,261</b>	<b>\$22,454,254</b>

# Appendix C: Accountable Executive Approval

## C.1 Participant Accountable Executive Concurrence Form (Draft)

As the Accountable Executive for the below-named Participant in the enclosed Group Transit Asset Management (TAM) Plan sponsored by the Georgia Department of Transportation, I concur with the enclosed TAM Plan and approve the corresponding FY 2019 State of Good Repair Performance Targets on behalf of the Participant transit provider organization.

Name of Participant Organization: \_\_\_\_\_

Name of Transit Provider (*if different from above*): \_\_\_\_\_

Name of Accountable Executive: \_\_\_\_\_

Signature of Accountable Executive: \_\_\_\_\_

Title: \_\_\_\_\_

Date: \_\_\_\_\_



## C.2 List of Rural (5311) Accountable Executive Approvals

No.	Participant Agency Name	Accountable Executive	Title	Date Approved
1	Americus, City of			
2	Bacon County			
3	Baldwin County Transit			
4	Banks County Transit			
5	Bartow Transit			
6	Ben Hill County Transit			
7	Berrien County			
8	Bleckley County Transit			
9	Brantley County			
10	Brooks County Transit			
11	Burke County Transit			
12	Catoosa County			
13	Cedartown, City of			
14	Chattooga County Transit			
15	Cherokee County			
16	Clay County			
17	Coastal Regional Commission			
18	Columbia County Commission Transit			
19	Cook County Transit			
20	Coweta County			
21	Crawford County Transit			
22	Crisp County Transit			
23	Dade County Transit			
24	Dawson County Transit			
25	Dodge County Transit			
26	Dooly County			
27	Elbert County			
28	Fannin County			
29	Forsyth County Public Transportation			
30	Gilmer County Transit System			
31	Glascocock County Transit			
32	Gordon County Transit			
33	Greene County Commission Transit			
34	Habersham County Transit			
35	Hall County Transit			
36	Hancock County Transit			
37	Haralson County Transit			
38	Hart County Public Transit			
39	Heard County Transit			
40	Jackson County			
41	Jefferson County Transit			
42	Jenkins County Transit			
43	Jones County Transit			
44	Lincoln County Transit			

## C.2 List of Rural (5311) Accountable Executive Approvals (Continued)

No.	Participant Agency Name	Accountable Executive	Title	Date Approved
45	Lower Chattahoochee Regional Transit Authority			
46	Lowndes County			
47	Lumpkin County			
48	Macon County Transit			
49	McDuffie County Commission Transit			
50	Morgan County Transit			
51	Murray County Transportation System			
52	Paulding County			
53	Peach County Transit			
54	Pickens County			
55	Pierce County Transit			
56	Pulaski County Transit			
57	Putnam County Commission Transit			
58	Rabun County			
59	Richmond County			
60	Social Circle Area Transit			
61	Southwest Georgia Regional Commission			
62	Talbot County Transit			
63	Taliaferro County Board of Commissioners			
64	Taylor County Transit			
65	Telfair County Transit			
66	Thomas County Transit			
67	Three Rivers Regional Commission			
68	Tift Transit System			
69	Towns County			
70	Troup County Transit			
71	Turner County			
72	Twiggs County Transit			
73	Union County Transit			
74	Walker County			
75	Ware County			
76	Warren County Commission Transit			
77	Wayne County Transit			
78	Wheeler County Transit			
79	Whitfield County W.T.S.			
80	Wilcox County Transit			
81	Wilkes County Commission Transit			
82	Wilkinson County Commission Transit			

### C.3 List of Small Urban (5307) Accountable Executive Approvals

No.	Participant Agency Name	Accountable Executive	Title	Date Approved
83	Albany Transit System			
84	Athens Transit System			
85	Cartersville			
86	Cherokee Area Transportation System			
87	Gainesville Hall County			
88	Hinesville Liberty County			
89	Macon-Bibb County Transit Authority			
90	Rome Transit			

### C.4 List of Large Urban Accountable Executive Approvals

No.	Participant Agency	Accountable Executive	Title	Date Approved
91	Augusta Public Transit			
92	Columbus METRA			

## Appendix D: Glossary

- **Accountable Executive** – a single identifiable person who has ultimate responsibility for carrying out the safety management system of a public transportation agency; responsibility for carrying out transit asset management practices; and control or direction over the human and capital resources needed to develop and maintain both the agency’s public transportation agency safety plan, in accordance with 49 U.S.C. 5329(d), and the agency’s transit asset management plan in accordance with 49 U.S.C. 5326.
- **Asset Category** – a grouping of asset classes, including a grouping of equipment, a grouping of rolling stock, and a grouping of facilities.
- **Asset Class** – a subgroup of capital assets within an asset category, for example, buses, trolleys, and cutaway vans are all asset classes within the rolling stock asset category.
- **Equipment** – an article of non-expendable tangible property having a useful life of at least one year. For purposes of this TAM Plan, the Equipment category of assets includes all service (non-revenue) vehicles, and equipment with an acquisition cost over \$50,000.
- **Facility** – a building or structure that is used in providing public transportation.
- **Public Transportation System** – the entirety of a transit provider’s operations, including the services provided through contractors.
- **Rolling Stock** - a revenue vehicle used in providing public transportation, including vehicles used for carrying passengers on fare-free services.
- **Service Vehicle** – a unit of equipment that is used primarily either to support maintenance and repair work for a public transportation system or for delivery of materials, equipment, or tools.
- **State of Good Repair (SGR)** – the condition in which a capital asset is able to operate at a full level of performance.
- **TERM Scale** – the five (5) category rating system used in the FTA’s Transit Economic Requirements Model (TERM) to describe the condition of an asset: 5.0-Excellent, 4.0-Good, 3.0-Adequate, 2.0-Marginal, and 1.0-Poor
- **Transit Asset Management (TAM)** – the strategic and systematic practice of procuring, operating, inspecting, maintaining, rehabilitating and replacing transit capital assets to manage their performance, risks, and costs over their life cycle, for the purpose of providing safe, cost-effective, and reliable public transportation.
- **Transit Provider (Provider)** – a recipient or subrecipient of Federal financial assistance from FTA under 49 U.S.C. that owns, operates, or manages capital assets used in providing public transportation.
- **Useful Life Benchmark (ULB)** – the expected life cycle or the acceptable period of use in service for a capital asset.

## Appendix E: Definitions for Rolling Stock Vehicle Classifications

Asset Class/Type	Definition	TAM Plan Useful Life Benchmark (ULB)	FTA C 5010.1E Minimum Useful Life for Grant Accountability
BU - Bus > 30-ft.	Larger heavy-duty urban transit bus approximately 35' – 40' in length	14 years	12 years/ 500,000 miles
BU - Bus 30-ft. or less	Smaller heavy- duty urban transit bus approximately 29'-30' in length	12 years	10 years/ 350,000 miles
CU - Cutaway Bus	Medium size transit bus with cutaway construction (constructed on an OEM chassis and drive train assembly) approximately 22' – 28' in length	7 years	Medium-duty (24'-28'): 7 years/ 200,000 miles Light-duty (<24'): 5 years/150,000 miles
SB - School Bus	Heavy-duty vehicle of school bus construction (generally with transverse bench seating and only one passenger door other than emergency exits)	15 years	12 years/500,000 miles
VN - Van	Van of light-duty construction	8 years	4 years/100,000 miles
VN - Minivan	Minivan of light-duty construction	8 years	4 years/100,000 miles

**Backup material for agenda item:**

10. Ratification of the Board of Education Mill Rate and Authorization for Chairman to sign Tax Levy Resolution (staff-Finance)

The Board of Commissioners reserves the right to continue the meeting to another time and place in the event the number of people in attendance at the meeting, including the Board of Commissioners, staff, and members of the public exceeds the legal limits. The meeting cannot be closed to the public except by a majority vote of a quorum present for the meeting. The board can vote to go into an executive session on a legally exempt matter during a public meeting even if not advertised or listed on the agenda. Individuals with disabilities who require certain accommodations in order to allow them to observe and/or participate in this meeting, or who have questions regarding the accessibility of the meeting or the facilities are required to contact the ADA Compliance Officer, at least three business days in advance of the meeting at 706-485-2776 to allow the County to make reasonable accommodations for those persons.

**2018 Tax Levy- Putnam County Board of Education**

WHEREAS, the Putnam County Board of Commissioners sitting for the County purposes has this day met to hear and fix the tax rates for **Putnam County Board of Education**, its maintenance and operation and its bond retirements and

WHEREAS, the governing authority of Putnam County, Georgia has no jurisdiction over the setting of tax levies for Putnam County Board of Education and cannot alter or reset the requested amounts and

WHEREAS, the Putnam County Board of Education in a letter dated August 21, 2018 has requested the 2018 tax levy and

WHEREAS, the tax digest of said County shows taxable property for the year 2018 in the total amount of \$1,282,174,686 for maintenance and operation,

THEREFORE, it is ordered and adjudged that 16.269 mills on each thousand dollars worth of property in both the incorporated and unincorporated areas be and same is hereby levied on the total amount of property, producing a net tax levy of 16.269 mills returned for taxation by the payers of Putnam County for the year 2018, said mills to produce a total revenue of \$20,859,700 for the maintenance and operation for Putnam County Board of Education.

The Tax Commissioner of Putnam County, Georgia, is hereby ordered to levy and collect the above tax rates on the taxable property designated for the year 2018 and for the purpose heretofore set forth, with due date of no later than December 1, 2018.

Witness our hands and official seal this 7<sup>th</sup> day of September 2018.

PUTNAM COUNTY BOARD OF COMMISSIONERS

Chairman Stephen J. Hersey

ATTEST:

Lynn Butterworth  
Putnam County Clerk



**PUTNAM**  
COUNTY CHARTER SCHOOL SYSTEM

inspire. innovate. excel.

August 21, 2018

To Putnam County Board of Commissioners:

Based on the Net Tax Digest Figures supplied by Mrs. Pamela Lancaster, Putnam County Tax Commissioner, of \$1,264,935,085 for Maintenance and Operation of Schools, the Putnam County Board of Education approved at the August 20, 2018 board meeting a levy in taxes of 16.269 mills for M & O, exclusive of any collection fees, calculated as follows.

**Maintenance and Operations of Schools**

**\$20,859,700 (16.269 mills)**

Sincerely,

A handwritten signature in blue ink, appearing to be 'EA'.

Eric Arena  
Superintendent



**PT32.1 - Computation of MILLAGE RATE ROLLBACK AND PERCENTAGE INCREASE IN PROPERTY TAXES - 2018**

COUNTY **PUTNAM** TAXING JURISDICTION **BOARD OF EDUCATION**

**INFORMATION FOR THE SHADED PORTIONS OF THIS SECTION MUST BE ENTERED**

This information will be the actual values and millage rates certified to the Department of Revenue for the applicable tax years.

DESCRIPTION	2017 DIGEST	REASSESSMENT OF EXISTING REAL PROP	OTHER CHANGES TO TAXABLE DIGEST	2018 DIGEST
REAL	1,326,788,713	-7,058,831	10,205,606	1,329,935,488
PERSONAL	78,519,084		2,639,380	81,158,464
MOTOR VEHICLES	23,778,440		-4,745,970	19,032,470
MOBILE HOMES	4,781,396		242,057	5,023,453
TIMBER -100%	2,205,438		2,009,511	4,214,949
HEAVY DUTY EQUIP	573,775		-343,678	230,097
GROSS DIGEST	1,436,646,846	-7,058,831	10,006,906	1,439,594,921
EXEMPTIONS	176,908,528	333,815	-2,582,507	174,659,836
NET DIGEST	1,259,738,318	-7,392,646	12,589,413	1,264,935,085
FLPA Reimbursement Value	9,234,630		8,004,971	17,239,601
Adjusted NET DIGEST	1,268,972,948	-7,392,646	20,594,384	1,282,174,686
	(PYD)	(RVA)	(NAG)	(CYD)
2017 MILLAGE RATE >>>	14.269		2018 PROPOSED MILLAGE RATE >>>	16.269

**THIS SECTION WILL CALCULATE AUTOMATICALLY UPON ENTRY OF INFORMATION ABOVE**

DESCRIPTION	ABBREVIATION	AMOUNT	FORMULA
2017 Net Digest	PYD	1,268,972,948	
Net Value Added-Reassessment of Existing Real Property	RVA	-7,392,646	
Other Net Changes to Taxable Digest	NAG	20,594,384	
2018 Net Digest	CYD	1,282,174,686	(PYD+RVA+NAG)
2017 Millage Rate	PYM	14.269	
Millage Equivalent of Reassessed Value Added	ME	-0.082	(RVA/CYD) * PYM
Rollback Millage Rate for 2018	RR	14.351	PYM - ME

**COMPUTATION OF PERCENTAGE INCREASE IN PROPERTY TAXES**

If the 2018 Proposed Millage Rate for this Taxing Jurisdiction exceeds Rollback Millage Rate computed above, this section will automatically calculate the amount of increase in property taxes that is part of the notice required in O.C.G.A. Section 48-5-32.1(c) (2)	<b>Rollback Millage Rate</b>	14.351
	<b>2018 Millage Rate</b>	16.269
	<b>Percentage Increase</b>	13.36%

**CERTIFICATIONS**

I hereby certify that the amount indicated above is an accurate accounting of the total net assessed value added by the reassessment of existing real property for the tax year for which this rollback millage rate is being computed.

\_\_\_\_\_  
Chairman, Board of Tax Assessors Date

I hereby certify that the values shown above are an accurate representation of the digest values and exemption amounts for the applicable tax years.

\_\_\_\_\_  
Tax Collector or Tax Commissioner Date

I hereby certify that the above is a true and correct computation of the rollback millage rate in accordance with O.C.G.A. Section 48-5-32.1 for the taxing jurisdiction for tax year 2018 and that the final millage rate set by the authority of this taxing jurisdiction for tax year 2018 is \_\_\_\_\_

**CHECK THE APPROPRIATE PARAGRAPH BELOW THAT APPLIES TO THIS TAXING JURISDICTION**

If the final millage rate set by the authority of the taxing jurisdiction for tax year 2018 exceeds the rollback rate, I further certify that the required advertisements, notices, and public hearings have been conducted in accordance with O.C.G.A. Sections 48-5-32 and 48-5-32.1 as evidenced by the attached copies of the published five year history and current digest advertisement, the "Notice of Intent to Increase Taxes" showing the times and places when and where the required public hearings were held, and a copy of the press release provided to the local media.

If the final millage rate set by the authority of the taxing jurisdiction for tax year 2018 does not exceed the rollback rate, I further certify that the required five year history and current digest advertisement have been published in accordance with O.C.G.A. Section 48-5-32 as evidenced by the attached copy of such advertised report.

\_\_\_\_\_  
Signature of Responsible Party Superintendent Title Date 8/20/18

11. Authorization for Chairman to sign Resolution setting 2018 Mill Rate for Incorporated County Maintenance and Operation (staff-Finance)

The Board of Commissioners reserves the right to continue the meeting to another time and place in the event the number of people in attendance at the meeting, including the Board of Commissioners, staff, and members of the public exceeds the legal limits. The meeting cannot be closed to the public except by a majority vote of a quorum present for the meeting. The board can vote to go into an executive session on a legally exempt matter during a public meeting even if not advertised or listed on the agenda. Individuals with disabilities who require certain accommodations in order to allow them to observe and/or participate in this meeting, or who have questions regarding the accessibility of the meeting or the facilities are required to contact the ADA Compliance Officer, at least three business days in advance of the meeting at 706-485-2776 to allow the County to make reasonable accommodations for those persons.

**2018 TAX LEVY PUTNAM COUNTY, GEORGIA  
INCORPORATED AREA**

WHEREAS, the Putnam County Board of Commissioners sitting for county purposes has this day met to fix the tax rates for the maintenance and operation of Putnam County and

WHEREAS, the tax digest of said County shows taxable property for the year 2018 in the total amount of \$118,082,768.

THEREFORE, after careful consideration and estimate it is ordered and adjudged as follows.

THAT 9.612 mills on each thousand dollars worth of property in the incorporated area be and the same is hereby assessed and levied on the total amount of property less a roll back for Local Option Sales Tax Proceeds of 1.279 mills producing a net tax levy of 8.333 mills returned for taxation by the payers of Putnam County for the year 2018. Said 8.333 mills to produce a total revenue of \$983,984.

The Tax Commissioner of Putnam County, Georgia, is hereby ordered to levy and collect the above tax rates on the taxable property designated for the year 2018 and for the purpose heretofore set forth with due date of no later than December 1, 2018.

Approved and adopted this 7<sup>th</sup> day of September 2018.

PUTNAM COUNTY BOARD OF COMMISSIONERS

Chairman Stephen J. Hersey

ATTEST:

Lynn Butterworth  
County Clerk



COUNTY **Putnam** TAXING JURISDICTION **Incorporated**

**INFORMATION FOR THE SHADED PORTIONS OF THIS SECTION MUST BE ENTERED**

This information will be the actual values and millage rates certified to the Department of Revenue for the applicable tax years.

DESCRIPTION	2017 DIGEST	REASSESSMENT OF EXISTING REAL PROP	OTHER CHANGES TO TAXABLE DIGEST	2018 DIGEST
REAL	115,305,193	578,521	1,240,706	117,124,420
PERSONAL	32,527,042		-1,768,525	30,758,517
MOTOR VEHICLES	2,421,980		-698,320	1,723,660
MOBILE HOMES	1,486,199		124,380	1,610,579
TIMBER -100%	0		0	0
HEAVY DUTY EQUIP	172,300		-172,300	0
GROSS DIGEST	151,912,714	578,521	-1,274,059	151,217,176
EXEMPTIONS	35,553,850	43,790	-1,743,138	33,854,502
NET DIGEST	116,358,864	534,731	469,079	117,362,674
FLPA Reimbursement Value	430,199		289,895	720,094
Adjusted NET DIGEST	116,789,063	534,731	758,974	118,082,768
	(PYD)	(RVA)	(NAG)	(CYD)
2017 MILLAGE RATE >>>	8.846	2018 PROPOSED MILLAGE RATE >>>		8.333

**THIS SECTION WILL CALCULATE AUTOMATICALLY UPON ENTRY OF INFORMATION ABOVE**

DESCRIPTION	ABBREVIATION	AMOUNT	FORMULA
2017 Net Digest	PYD	116,789,063	
Net Value Added-Reassessment of Existing Real Property	RVA	534,731	
Other Net Changes to Taxable Digest	NAG	758,974	
2018 Net Digest	CYD	118,082,768	(PYD+RVA+NAG)
2017 Millage Rate	PYM	8.846	
Millage Equivalent of Reassessed Value Added	ME	0.040	(RVA/CYD) * PYM
Rollback Millage Rate for 2018	RR	8.806	PYM - ME

**COMPUTATION OF PERCENTAGE INCREASE IN PROPERTY TAXES**

If the 2018 Proposed Millage Rate for this Taxing Jurisdiction exceeds Rollback Millage Rate computed above, this section will automatically calculate the amount of increase in property taxes that is part of the notice required in O.C.G.A. Section 48-5-32.1(c) (2)	Rollback Millage Rate	8.806
	2018 Millage Rate	8.333
	Percentage Increase	-5.37%

**CERTIFICATIONS**

I hereby certify that the amount indicated above is an accurate accounting of the total net assessed value added by the reassessment of existing real property for the tax year for which this rollback millage rate is being computed.

\_\_\_\_\_  
Chairman, Board of Tax Assessors Date

I hereby certify that the values shown above are an accurate representation of the digest values and exemption amounts for the applicable tax years.

\_\_\_\_\_  
Tax Collector or Tax Commissioner Date

I hereby certify that the above is a true and correct computation of the rollback millage rate in accordance with O.C.G.A. Section 48-5-32.1 for the taxing jurisdiction for tax year 2018 and that the final millage rate set by the authority of this taxing jurisdiction for tax year 2018 is \_\_\_\_\_

**CHECK THE APPROPRIATE PARAGRAPH BELOW THAT APPLIES TO THIS TAXING JURISDICTION**

\_\_\_ If the final millage rate set by the authority of the taxing jurisdiction for tax year 2018 exceeds the rollback rate, I further certify that the required advertisements, notices, and public hearings have been conducted in accordance with O.C.G.A. Sections 48-5-32 and 48-5-32.1 as evidenced by the attached copies of the published five year history and current digest advertisement, the "Notice of Intent to Increase Taxes" showing the times and places when and where the required public hearings were held, and a copy of the press release provided to the local media.

\_\_\_ If the final millage rate set by the authority of the taxing jurisdiction for tax year 2018 does not exceed the rollback rate, I further certify that the required five year history and current digest advertisement have been published in accordance with O.C.G.A. Section 48-5-32 as evidenced by the attached copy of such advertised report.

\_\_\_\_\_  
Signature of Responsible Party Title Date

**Backup material for agenda item:**

12. Authorization for Chairman to sign Resolution setting 2018 Mill Rate for Unincorporated County Maintenance and Operation (staff-Finance)

The Board of Commissioners reserves the right to continue the meeting to another time and place in the event the number of people in attendance at the meeting, including the Board of Commissioners, staff, and members of the public exceeds the legal limits. The meeting cannot be closed to the public except by a majority vote of a quorum present for the meeting. The board can vote to go into an executive session on a legally exempt matter during a public meeting even if not advertised or listed on the agenda. Individuals with disabilities who require certain accommodations in order to allow them to observe and/or participate in this meeting, or who have questions regarding the accessibility of the meeting or the facilities are required to contact the ADA Compliance Officer, at least three business days in advance of the meeting at 706-485-2776 to allow the County to make reasonable accommodations for those persons.

**2018 TAX LEVY PUTNAM COUNTY, GEORGIA  
UNINCORPORATED AREA**

WHEREAS, the Putnam County Board of Commissioners sitting for county purposes has this day met to fix the tax rates for the maintenance and operation of Putnam County and

WHEREAS, the tax digest of said County shows taxable property for the year 2018 in the total amount of \$1,164,091,918.

THEREFORE, after careful consideration and estimate it is ordered and adjudged as follows.

THAT 9.612 mills on each thousand dollars worth of property in the unincorporated area be and the same is hereby assessed and levied on the total amount of property less a roll back for Local Option Sales Tax Proceeds of 1.279 mills producing a net tax levy of 8.333 mills returned for taxation by the payers of Putnam County for the year 2018. Said 8.333 mills to produce a total revenue of \$9,700,378.

The Tax Commissioner of Putnam County, Georgia, is hereby ordered to levy and collect the above tax rates on the taxable property designated for the year 2018 and for the purpose heretofore set forth with due date of no later than December 1, 2018.

Approved and adopted this 7<sup>th</sup> day of September 2018.

PUTNAM COUNTY BOARD OF COMMISSIONERS

Chairman Stephen J. Hersey

ATTEST:

Lynn Butterworth  
County Clerk



**PT32.1 - Computation of MILLAGE RATE ROLLBACK AND PERCENTAGE INCREASE IN PROPERTY TAXES - 2018**

COUNTY **Putnam** TAXING JURISDICTION **Unincorporated**

**INFORMATION FOR THE SHADED PORTIONS OF THIS SECTION MUST BE ENTERED**

This information will be the actual values and millage rates certified to the Department of Revenue for the applicable tax years.

DESCRIPTION	2017 DIGEST	REASSESSMENT OF EXISTING REAL PROP	OTHER CHANGES TO TAXABLE DIGEST	2018 DIGEST
REAL	1,211,483,520	-7,637,352	8,964,900	1,212,811,068
PERSONAL	45,992,042		4,407,905	50,399,947
MOTOR VEHICLES	21,356,460		-4,047,650	17,308,810
MOBILE HOMES	3,295,197		117,677	3,412,874
TIMBER -100%	2,205,438		2,009,511	4,214,949
HEAVY DUTY EQUIP	401,475		-171,378	230,097
GROSS DIGEST	1,284,734,132	-7,637,352	11,280,965	1,288,377,745
EXEMPTIONS	141,354,678	290,025	-839,369	140,805,334
NET DIGEST	1,143,379,454	-7,927,377	12,120,334	1,147,572,411
FLPA Reimbursement Value	8,804,432		7,715,075	16,519,507
Adjusted NET DIGEST	1,152,183,886	-7,927,377	19,835,409	1,164,091,918
	(PYD)	(RVA)	(NAG)	(CYD)
<b>2017 MILLAGE RATE &gt;&gt;&gt;</b>	<b>8.277</b>	<b>2018 PROPOSED MILLAGE RATE &gt;&gt;&gt;</b>		<b>8.333</b>

**THIS SECTION WILL CALCULATE AUTOMATICALLY UPON ENTRY OF INFORMATION ABOVE**

DESCRIPTION	ABBREVIATION	AMOUNT	FORMULA
2017 Net Digest	PYD	1,152,183,886	
Net Value Added-Reassessment of Existing Real Property	RVA	-7,927,377	
Other Net Changes to Taxable Digest	NAG	19,835,409	
2018 Net Digest	CYD	1,164,091,918	(PYD+RVA+NAG)
2017 Millage Rate	PYM	8.277	
Millage Equivalent of Reassessed Value Added	ME	-0.056	(RVA/CYD) * PYM
Rollback Millage Rate for 2018	RR	8.333	PYM - ME

**COMPUTATION OF PERCENTAGE INCREASE IN PROPERTY TAXES**

If the 2018 Proposed Millage Rate for this Taxing Jurisdiction exceeds Rollback Millage Rate computed above, this section will automatically calculate the amount of increase in property taxes that is part of the notice required in O.C.G.A. Section 48-5-32.1(c) (2)	<b>Rollback Millage Rate</b>	8.333
	<b>2018 Millage Rate</b>	8.333
	<b>Percentage Increase</b>	0.00%

**CERTIFICATIONS**

I hereby certify that the amount indicated above is an accurate accounting of the total net assessed value added by the reassessment of existing real property for the tax year for which this rollback millage rate is being computed.

\_\_\_\_\_  
Chairman, Board of Tax Assessors

\_\_\_\_\_  
Date

I hereby certify that the values shown above are an accurate representation of the digest values and exemption amounts for the applicable tax years.

\_\_\_\_\_  
Tax Collector or Tax Commissioner

\_\_\_\_\_  
Date

I hereby certify that the above is a true and correct computation of the rollback millage rate in accordance with O.C.G.A. Section 48-5-32.1 for the taxing jurisdiction for tax year 2018 and that the final millage rate set by the authority of this taxing jurisdiction for tax year 2018 is \_\_\_\_\_

**CHECK THE APPROPRIATE PARAGRAPH BELOW THAT APPLIES TO THIS TAXING JURISDICTION**

\_\_\_ If the final millage rate set by the authority of the taxing jurisdiction for tax year 2018 exceeds the rollback rate, I further certify that the required advertisements, notices, and public hearings have been conducted in accordance with O.C.G.A. Sections 48-5-32 and 48-5-32.1 as evidenced by the attached copies of the published five year history and current digest advertisement, the "Notice of Intent to Increase Taxes" showing the times and places when and where the required public hearings were held, and a copy of the press release provided to the local media.

\_\_\_ If the final millage rate set by the authority of the taxing jurisdiction for tax year 2018 does not exceed the rollback rate, I further certify that the required five year history and current digest advertisement have been published in accordance with O.C.G.A. Section 48-5-32 as evidenced by the attached copy of such advertised report.

\_\_\_\_\_  
Signature of Responsible Party

\_\_\_\_\_  
Title

\_\_\_\_\_  
Date

**Backup material for agenda item:**

13. Authorization for Chairman to sign Resolution setting 2018 Mill Rate for Special Service District (staff-Finance)

The Board of Commissioners reserves the right to continue the meeting to another time and place in the event the number of people in attendance at the meeting, including the Board of Commissioners, staff, and members of the public exceeds the legal limits. The meeting cannot be closed to the public except by a majority vote of a quorum present for the meeting. The board can vote to go into an executive session on a legally exempt matter during a public meeting even if not advertised or listed on the agenda. Individuals with disabilities who require certain accommodations in order to allow them to observe and/or participate in this meeting, or who have questions regarding the accessibility of the meeting or the facilities are required to contact the ADA Compliance Officer, at least three business days in advance of the meeting at 706-485-2776 to allow the County to make reasonable accommodations for those persons.



**2018 TAX LEVY PUTNAM COUNTY, GEORGIA  
SPECIAL SERVICE DISTRICT**

WHEREAS, the Putnam County Board of Commissioners sitting for county purposes has this day met to fix the tax rates for the maintenance and operation of Putnam County and

WHEREAS, the tax digest of said County shows taxable property for the year 2018 in the total amount of \$1,147,572,411.

THEREFORE, after careful consideration and estimate it is ordered and adjudged as follows.

THAT .378 mills on each thousand dollars worth of property in the special service district (unincorporated area) be and the same is hereby assessed and levied on the total amount of property producing a net tax levy of .378 mills returned for taxation by the payers of Putnam County for the year 2018. Said .378 mills to produce a total revenue of \$433,782.

The Tax Commissioner of Putnam County, Georgia, is hereby ordered to levy and collect the above tax rates on the taxable property designated for the year 2018 and for the purpose heretofore set forth with due date of no later than December 1, 2018.

Approved and adopted this 7<sup>th</sup> day of September 2018.

PUTNAM COUNTY BOARD OF COMMISSIONERS

Chairman Stephen J. Hersey

ATTEST:

Lynn Butterworth  
County Clerk

**Backup material for agenda item:**

14. Awarding of Solicitation 18-36001-001 Type I Ambulance (staff-EMS)

The Board of Commissioners reserves the right to continue the meeting to another time and place in the event the number of people in attendance at the meeting, including the Board of Commissioners, staff, and members of the public exceeds the legal limits. The meeting cannot be closed to the public except by a majority vote of a quorum present for the meeting. The board can vote to go into an executive session on a legally exempt matter during a public meeting even if not advertised or listed on the agenda. Individuals with disabilities who require certain accommodations in order to allow them to observe and/or participate in this meeting, or who have questions regarding the accessibility of the meeting or the facilities are required to contact the ADA Compliance Officer, at least three business days in advance of the meeting at 706-485-2776 to allow the County to make reasonable accommodations for those persons.

PUTNAM COUNTY BOARD OF COMMISSIONERS BID TABULATION SHEET

BID OPENING: Thursday, August 23, 2018 - 3:00 p.m.  
 SOLICITATION NO. AND DESCRIPTION: Solicitation 18-36001-001 Type I Ambulance

Name & Address of Bidder	Bid Amount (on proposal form)	Sealed & Labeled	Amendments Issued	Amendments Noted	2 paper copies of bid and one electronic	Work Resume	E-Verify Affidavit	SAVE Affidavit	Notes
Custom Truck & Body Works 13787 White House Rd Woodbury, GA 30293	\$130,409.00 w/options	✓	✓	✓	✓	✓	✓	✓	With options \$141,875.00 Hydraulic suspension - \$8000.00 Bumper/Grill Guard - \$1750.00 monitor mount - \$518.00 Scene lights - \$1200.00
Taylor made Ambulance 3704 Medallion Place Newport, AR 72212	\$119,085	✓	✓	✓	✓	✓	✓	✓	w/options \$129,479 Suspension - \$8225.00 Bumper/Grill Guard - \$2169. 2 different models 2014 Ford F350 \$118,025.00 - same options 2016 Dodge 3500 \$115,910.00 - same options

WITNESS:  
 Stephanie Manuel  
 Brad Mangum  
 Lynn Butterwith



**Custom Truck & Body Works, Inc.**

**Putnam County  
Board of Commissioners**

**Proposal  
Type I Ambulances  
Bid #18-36001-001**

*Manufacturers of Quality Specialty Vehicles*



## **CUSTOM TRUCK & BODY WORKS, INC.**

### **OVERVIEW**

Custom Truck & Body Works, Inc. ( here after called Custom Works ) was founded on the principals of providing quality built and fully equipped specialty vehicles to the Emergency Medical, Law Enforcement, and Fire and Rescue Services.

The owners and top production mangers have a combination experience of over 100 years in this industry. They have worked in all phases of the business including production, sales and operations.

Custom Works is a family owned business that does not have to answer to some large corporate board. When you “partner” with Custom Works, you deal directly with the owners who have a “vested” interest in your total satisfaction.

Custom Works services what it sells. With a new, modern 50,000 square foot facility in Woodbury, Georgia, Custom Works strives to stock the necessary parts for immediate shipment. We also provide a mobile service program where we can come to your location as necessary to perform warranty and preventative maintenance.

The professionals at Custom Works will work with your Department from conception of the idea as to what you need to accomplish, all the way through the bidding process and throughout the production stages. We will continue to support you with one of the strongest warranty packages in the industry.

Custom Works takes the responsibility of supplying your vehicle very serious. We pledge our total resources to your total satisfaction. We look forward to working with you and your Department and giving you the special attention that you seek and deserve.

*CUSTOM TRUCK & BODY WORKS, INC.  
13787 White House Road  
Woodbury, Georgia 30293*



# PUTNAM COUNTY BOARD OF COMMISSIONERS

266



117 Putnam Drive, Suite A ♦ Eatonton, GA 31024  
Tel: 706-485-5826 ♦ Fax: 706-923-2345 ♦ [www.putnamcountyga.us](http://www.putnamcountyga.us)

## PROPOSAL FORM SOLICITATION 18-36001-001 TYPE I AMBULANCE

To: The Putnam County Board of Commissioners

Pursuant to the invitation to bid and the instructions to Bidders and according to the specifications attached, the below stated bidder proposes the following prices for Building an Event Center at Oconee Springs Park:

Custom Truck & Bodyworks Inc. does hereby propose the following:  
(Name of Bidder)

\$ 130,407.00 (Base Bid)

### OPTIONS:

- |   |                    |
|---|--------------------|
| a) Hydraulic Liquid Spring Suspension System                                    | \$ <u>8,000.00</u> |
| b) Ranch Hand Legend Series model FBD101BLRS<br>Combination Bumper/Grille Guard | \$ <u>1,750.00</u> |
| c) <u>Life Pack 15 monitor mount</u>  | \$ <u>518.00</u>   |
| d) <u>LED scene lights</u>  | \$ <u>1,200.00</u> |
| e) _____  | \$ _____           |

Grand Total: \$ 141,875.00

Additional sheet may be attached for detailed breakdown.

### MARK OUTSIDE OF BID ENVELOPE AS FOLLOWS:

The offeror's name, address, telephone number, the Solicitation # and name, the date Thursday, August 23, 2018 at 3:00 p.m. and addressed as follows:

Type I Ambulance  
Attn: Paul Van Haute, County Manager

I hereby acknowledge receipt of the following checked amendments of the Proposal, Plans and/or Specifications, etc.:

Amendment No's: 1 , 2 , 3 , 4 , 5 , I understand that failure to confirm the receipt of amendments is cause for rejection of bids.

Signatures on the following page

The undersigned signatory for the bidder represents and warrants that he has full and complete authority to submit this proposal to the County and to enter into contract with Putnam County.

Custom Truck & Body Works Inc.  
COMPANY NAME  
13787 White House Rd  
STREET ADDRESS or P. O. BOX  
Woodbury, GA 30293  
CITY, STATE ZIP CODE  
706-553-9178 706-553-9179  
TELEPHONE NO. FAX NO.  
59-3746977  
EMPLOYERS FEDERAL I.D. NO or  
SOCIAL SECURITY NUMBER

[Signature]  
BY (SIGNATURE)  
Jimmy Gill  
(PRINT NAME)  
Regional Sales Mgr.  
(TITLE)  
8-14-2018  
(DATE)  
jimmy@customtruckandbodyworks.com  
Email

The Bidder(s) whose signature(s) appears on this document, having personally appeared before me, and being duly sworn, deposes and says that the above statements are true and correct.

Sworn to and subscribed before me this 17 day of August, 2018.

Notary signature: Tracy Williamson

My commission expires: Oct 1, 2020

(seal)





## SUPPLEMENTAL LIFE TIME STRUCTURAL LIMITED WARRANTY

### STRUCTURAL BODY LIMITED WARRANTY:

Custom Truck & Body Works, Inc. (Custom Works) warrants to the original purchaser ("Owner") only that each new aluminum body is structurally sound and free of all defects of both material and workmanship and further warrants that it will maintain such structural integrity and remain free of damage due to rusting for a life time of the original delivery date.

### WARRANTY REMEDY:

Owner's sole and exclusive remedy under this warranty shall be repair or replacement (at Custom Work's sole option) the defective component by an authorized Custom Work's warranty facility. Owner shall bear all expenses arising out of or relating to transportation of the product to the appropriate warranty service location designated by Custom Works. If Custom Works or its authorized service facility fails to repair or replace any defective component within a reasonable time, then Custom Works shall be liable for the lesser of (i) the reasonable cost of repair or replacement by a third party or (ii) that part of the purchase price of the component that shall have been paid by the Owner to Custom Works, but the Owner shall not obtain repair or replacement by a third party without giving Custom Works at least 15 days prior written notice during which time Custom Works (or its authorized service facility) may repair or replace the defective product.

### WARRANTY REGISTRATION:

The Owner shall submit or cause the motor vehicle dealer to submit a "Custom Works Warranty Registration" form with 60 calendar days of the original delivery date. This warranty is not valid if the Custom Works Warranty Registration Form is not sent to Custom Works within 60 days after the date of purchase/delivery to the Owner.

### EXCLUSIONS:

The warranty does not cover

- Materials or parts not manufactured by Custom Works, including but not limited to sealant, fasteners or other attachments and accessories.
- Normal wear and tear.
- Damage caused by improper loading, overloading, abuse, neglect or misuse.
- Components added or modified by third parties.
- Damage caused by, but not limited to, collision, fire, theft, vandalism or acts of God.
- Items not specifically designed as covered items.
- The expense of transporting the product to and from an authorized service center for service and all expenses arising from or related to such transportation.
- Incidental expenses such as but not limited to loss of use, inconvenience, loss of time, vehicle rental, lodging or travel costs, etc.

### WARRANTY TERMINATION

This warranty shall be void and Custom Works shall be relieved from any and all obligations hereunder if:

- Owner misuses or neglects the motor vehicle or the components fail to provide reasonable and necessary maintenance, perform or has performed unauthorized alterations of the components.
- The motor vehicle is sold or any of the components are removed.
- The vehicle is remounted, unless the remount is performed by Custom Works.
- Owner fails to comply with the warranty registration requirements described above.

### CUSTOM WORKS RIGHTS

Custom Works reserves the unrestricted right to alter or replace the components and/or design of its products from time to time with notice. These changes will be made with no obligation to make corresponding changes to products previously manufactured.

### CLAIM PROCEDURES

All warranty service shall be performed at Custom Works factory or at an authorized service facility. Custom Works must authorize all warranty service in writing prior to performance. Written authorization instructing the Owner as to where and when to deliver the product for warranty service will be given with four (4) working days of receipt of notification of defect made in writing to Custom Works within 30 days of discovery of the defect and must be submitted before the warranty expires. Notice shall contain the following information:

- Owner's name and complete address.
- Owner's contact information during regular business hours.
- Vehicle Identification Number (VIN)
- Unit model and Product Number.
- Date of purchase and delivery.
- Brief description of the problem and current odometer reading.
- Photographs are needed if the claim concerns any paint or body damage.

### DISCLAIMER LIMITATIONS

THIS WARRANTY IS IN LIEU OF ALL OTHER WARRANTIES EXPRESSED OR IMPLIED, INCLUDING BUT NOT LIMITED TO THE IMPLIED WARRANTIES OF MERCHANTABILITY AND FITNESS FOR ANY PARTICULAR PURPOSE. NOTE: APPLIES ONLY TO THE GENERAL ONE YEAR LIMITED WARRANTY AND NOT ANY OTHER OR EXTENDED WARRANTY OR WARRANTIES MADE BY CUSTOM WORKS. CUSTOM WORKS SHALL NOT BE LIABLE TO THE OWNER OR ANYONE ELSE FOR CONSEQUENTIAL, INCIDENTAL, SPECIAL, EXEMPLARY, INDIRECT, OR PUNITIVE DAMAGES ARISING FROM ANY DEFECT, DELAY, NON-DELIVERY, RECALL, OR OTHER BREACH BY CUSTOM WORKS INCLUDING BUT NOT LIMITED TO PERSONAL INJURY, DEATH, PROPERTY DAMAGE, LOST PROFITS OR OTHER ECONOMIC INJURY. CUSTOM WORKS SHALL NOT BE LIABLE TO THE OWNER OR ANYONE ELSE IN TORT FOR ANY NEGLIGENT DESIGN OR MANUFACTURE OR ANY PRODUCTS OR FOR THE OMISSION OF ANY WARNING WITH RESPECT THERETO.

### ADDITIONAL TERMS

This warranty provides Owner with specific rights and Owner may also have additional rights that vary from state to state. No other party may modify or expand the warranty provided herein, waive any of its limitations or make any different or additional warranties with respect to the products. Any statements to the contrary are hereby rendered null and void unless made in writing signed by an authorized officer of Custom Works

CUSTOM TRUCK & BODY WORKS, INC.  
13787 WHITE HOUSE ROAD  
WOODBURY, GA 30293  
888-258-9695



## SUPPLEMENTAL CONVERSION LIMITED WARRANTY

### CONVERSION LIMITED WARRANTY:

Custom Truck & Body Works, Inc. (Custom Works) warrants to the original purchaser ("Owner") only that the conversion components of the vehicle shall be free from substantial defects in materials and workmanship attributable to Custom Works ("Warrantor") that the materially impair the value of the vehicle which arise under normal use, maintenance and service for a period of three (3) years from the original delivery date and unlimited mileage.

### WARRANTY REMEDY:

Owner's sole and exclusive remedy under this warranty shall be repair or replacement (at Custom Work's sole option) the defective component by an authorized Custom Work's warranty facility. Owner shall bear all expenses arising out of or relating to transportation of the product to the appropriate warranty service location designated by Custom Works. If Custom Works or its authorized service facility fails to repair or replace any defective component within a reasonable time, then Custom Works shall be liable for the lesser of (i) the reasonable cost of repair or replacement by a third party or (ii) that part of the purchase price of the component that shall have been paid by the Owner to Custom Works, but the Owner shall not obtain repair or replacement by a third party without giving Custom Works at least 15 days prior written notice during which time Custom Works (or its authorized service facility) may repair or replace the defective product.

### WARRANTY REGISTRATION:

The Owner shall submit or cause the motor vehicle dealer to submit a "Custom Works Warranty Registration" form with 60 calendar days of the original delivery date. This warranty is not valid if the Custom Works Warranty Registration Form is not sent to Custom Works within 60 days after the date of purchase/delivery to the Owner.

### EXCLUSIONS:

The warranty does not cover

- Damage to the solid trim and detail items due to normal use, wear and tear or exposure to the elements
- Accessories or parts not manufactured by Custom Works, which include but is not limited to: the chassis and its component parts, tires, tire balancing, wheel alignment, inverters, sirens, light bulbs, lightbars, battery chargers, generators, radios, power converters and batteries. The manufacturers of these products may provide warranty covering the performance of their particular products.
- Normal wear and tear.
- Damage caused by overloading, abuse, accident, neglect or misuse.
- Components added or modified by third parties.
- Replacement of routine maintenance items.
- Damage caused by, but not limited to, collision, fire, theft or acts of God.
- Items not specifically designed as covered items.
- The expense of transporting the product to and from an authorized service center for service and all expenses arising from or related to such transportation.
- Incidental expenses such as but not limited to loss of use, inconvenience, loss of time, vehicle rental, lodging or travel costs, etc.

### WARRANTY TERMINATION

This warranty shall be void and Custom Works shall be relieved from any and all obligations hereunder if:

- Owner misuses or neglects the motor vehicle or the components fail to provide reasonable and necessary maintenance, perform or has performed unauthorized alterations of the components.
- The motor vehicle is sold or any of the components are removed.
- Owner fails to comply with the warranty registration requirements described above.

### CUSTOM WORKS RIGHTS

Custom Works reserves the unrestricted right to alter or replace the components and/or design of its products from time to time with notice. These changes will be made with no obligation to make corresponding changes to products previously manufactured.

### CLAIM PROCEDURES

All warranty service shall be performed at Custom Works factory or at an authorized service facility. Custom Works must authorize all warranty service in writing prior to performance. Written authorization instructing the Owner as to where and when to deliver the product for warranty service will be given with four (4) working days of receipt of notification of defect made in writing to Custom Works within 30 days of discovery of the defect and must be submitted before the warranty expires. Notice shall contain the following information:

- Owner's name and complete address.
- Owner's contact information during regular business hours.
- Vehicle Identification Number (VIN)
- Unit model and Product Number.
- Date of purchase and delivery.
- Brief description of the problem and current odometer reading.
- Photographs are needed if the claim concerns any paint or body damage.

### DISCLAIMER LIMITATIONS

THIS WARRANTY IS IN LIEU OF ALL OTHER WARRANTIES EXPRESSED OR IMPLIED, INCLUDING BUT NOT LIMITED TO THE IMPLIED WARRANTIES OF MERCHANTABILITY AND FITNESS FOR ANY PARTICULAR PURPOSE. NOTE: APPLIES ONLY TO THE GENERAL ONE YEAR LIMITED WARRANTY AND NOT ANY OTHER OR EXTENDED WARRANTY OR WARRANTIES MADE BY CUSTOM WORKS. CUSTOM WORKS SHALL NOT BE LIABLE TO THE OWNER OR ANYONE ELSE FOR CONSEQUENTIAL, INCIDENTAL, SPECIAL, EXEMPLARY, INDIRECT, OR PUNITIVE DAMAGES ARISING FROM ANY DEFECT, DELAY, NON-DELIVERY, RECALL, OR OTHER BREACH BY CUSTOM WORKS INCLUDING BUT NOT LIMITED TO PERSONAL INJURY, DEATH, PROPERTY DAMAGE, LOST PROFITS OR OTHER ECONOMIC INJURY. CUSTOM WORKS SHALL NOT BE LIABLE TO THE OWNER OR ANYONE ELSE IN TORT FOR ANY NEGLIGENT DESIGN OR MANUFACTURE OR ANY PRODUCTS OR FOR THE OMISSION OF ANY WARNING WITH RESPECT THERETO.

### ADDITIONAL TERMS

This warranty provides Owner with specific rights and Owner may also have additional rights that vary from state to state. No other party may modify or expand the warranty provided herein, waive any of its limitations or make any different or additional warranties with respect to the products. Any statements to the contrary are hereby rendered null and void unless made in writing signed by an authorized officer of Custom Works

CUSTOM TRUCK & BODY WORKS, INC.  
13787 WHITE HOUSE ROAD  
WOODBURY, GA 30293  
888-258-9695



## WORK RESUME/REFERENCES

### Appling County Ambulance Service

417 Fair St

Baxley, GA 31513

Jimmy Twiggs (Director)

(912) 278-5913

### Dougherty County EMS

1436 Palmyra Road

Albany, GA 31701

Steve Ebel (Fleet Mgr)

(229) 317-3885

### Effingham County EMS

601 N Laurel St, Springfield, GA 31329

Wanda McDuffie (Director)

(912) 754-2148

### Charlton County EMS

68 Kingsland Drive

Folkston, GA 31537

Bruce Young (Director)

(912) 496-1080

### Pickens County Fire/Rescue

1266 East Church Street

Jasper, GA 30147

Sloan Elrod, Chief

(706) 253-8944

### County of Lexington

401 Ballpark Road

Lexington, SC 39072

William Kazmierczak (Fleet Mgr)

(803) 785-8159

### Lurverne Rescue Squad

360 West 3<sup>rd</sup> Street

Luverne, AL 36049

Lynda Turner, Captain

(334) 313-2707

### Habersham County EMS

4218B Toccoa Highway


Clarksville, GA 30523

Steve Seabolt (Fleet mgr)

706-839-0190

# PUTNAM COUNTY BOARD OF COMMISSIONERS

271



117 Putnam Drive, Suite A ◊ Eatonton, GA 31024  
Tel: 706-485-5826 ◊ Fax: 706-923-2345 ◊ [www.putnamcountyga.us](http://www.putnamcountyga.us)

## PROPOSAL FORM SOLICITATION 18-36001-001 TYPE I AMBULANCE

To: The Putnam County Board of Commissioners

Pursuant to the invitation to bid and the instructions to Bidders and according to the specifications attached, the below stated bidder proposes the following prices for Building an Event Center at Oconee Springs Park:

Taylor Made Autos  
(Name of Bidder)

does hereby propose the following:

\$ 119,085 (Base Bid)

2019 Dodge 3500  
per spec no freight  
60-90 work day Delivered R/R  
Receipt of Chassis  
\$ 8,225

**OPTIONS:**

- a) Hydraulic Liquid Spring Suspension System \$ 2,167
- b) Ranch Hand Legend Series model FBD101BLRS  
Combination Bumper/Grille Guard \$ \_\_\_\_\_
- c) \_\_\_\_\_ \$ \_\_\_\_\_
- d) \_\_\_\_\_ \$ \_\_\_\_\_
- e) \_\_\_\_\_ \$ \_\_\_\_\_

Grand Total: \$ 129,479

Additional sheet may be attached for detailed breakdown.

See Attached Sheet

**MARK OUTSIDE OF BID ENVELOPE AS FOLLOWS:**

The offeror's name, address, telephone number, the Solicitation # and name, the date Thursday, August 23, 2018 at 3:00 p.m. and addressed as follows:

Type I Ambulance  
Attn: Paul Van Haute, County Manager

I hereby acknowledge receipt of the following checked amendments of the Proposal, Plans and/or Specifications, etc.:

Amendment No's: 1, 2, 3, 4, 5, I understand that failure to confirm the receipt of amendments is cause for rejection of bids.

Signatures on the following page

# PUTNAM COUNTY BOARD OF COMMISSIONERS

272



117 Putnam Drive, Suite A ♦ Eatonton, GA 31024  
Tel: 706-485-5826 ♦ Fax: 706-923-2345 ♦ [www.putnamcountyga.us](http://www.putnamcountyga.us)

## PROPOSAL FORM SOLICITATION 18-36001-001 TYPE I AMBULANCE

To: The Putnam County Board of Commissioners

Pursuant to the invitation to bid and the instructions to Bidders and according to the specifications attached, the below stated bidder proposes the following prices for Building an Event Center at Oconee Springs Park:

Taylor Made Ambulance  
(Name of Bidder)

does hereby propose the following:

\$ 118,025.<sup>00</sup> (Base Bid)

*2019 Ford F-350  
per specs to Exception  
60-90 working day delivery, after  
Receipt of Change Order*

**OPTIONS:**

- a) Hydraulic Liquid Spring Suspension System \$ 8,225
- b) Ranch Hand Legend Series model FBD101BLRS  
Combination Bumper/Grille Guard \$ 2,167
- c) \_\_\_\_\_ \$ \_\_\_\_\_
- d) \_\_\_\_\_ \$ \_\_\_\_\_
- e) \_\_\_\_\_ \$ \_\_\_\_\_

Grand Total: \$ 128,419

Additional sheet may be attached for detailed breakdown.

See Attached Sheet

### MARK OUTSIDE OF BID ENVELOPE AS FOLLOWS:

The offeror's name, address, telephone number, the Solicitation # and name, the date Thursday, August 23, 2018 at 3:00 p.m. and addressed as follows:

Type I Ambulance  
Attn: Paul Van Haute, County Manager

I hereby acknowledge receipt of the following checked amendments of the Proposal, Plans and/or Specifications, etc.:

Amendment No's: 1 , 2 , 3 , 4 , 5 , I understand that failure to confirm the receipt of amendments is cause for rejection of bids.

Signatures on the following page

# PUTNAM COUNTY BOARD OF COMMISSIONERS



117 Putnam Drive, Suite A ◊ Eatonton, GA 31024  
Tel: 706-485-5826 ◊ Fax: 706-923-2345 ◊ [www.putnamcountyga.us](http://www.putnamcountyga.us)

## PROPOSAL FORM SOLICITATION 18-36001-001 TYPE I AMBULANCE

To: The Putnam County Board of Commissioners

Pursuant to the invitation to bid and the instructions to Bidders and according to the specifications attached, the below stated bidder proposes the following prices for Building an Event Center at Oconee Springs Park:

Fayla Marie Ambrose  
(Name of Bidder)

does hereby propose the following:

*2016 Dodge 3500 per spec and  
70 working days delivery*

\$ 115,910 (Base Bid)

### OPTIONS:

- a) Hydraulic Liquid Spring Suspension System \$ 8,225
- b) Ranch Hand Legend Series model FBD101BLRS  
Combination Bumper/Grille Guard \$ 2,169
- c) \_\_\_\_\_ \$ \_\_\_\_\_
- d) \_\_\_\_\_ \$ \_\_\_\_\_
- e) \_\_\_\_\_ \$ \_\_\_\_\_

Grand Total: \$ 126,304.<sup>00</sup>

Additional sheet may be attached for detailed breakdown.

*See A.H. - had sheet*

### MARK OUTSIDE OF BID ENVELOPE AS FOLLOWS:

The offeror's name, address, telephone number, the Solicitation # and name, the date Thursday, August 23, 2018 at 3:00 p.m. and addressed as follows:

Type I Ambulance  
Attn: Paul Van Haute, County Manager

I hereby acknowledge receipt of the following checked amendments of the Proposal, Plans and/or Specifications, etc.:

Amendment No's: 1 X, 2, 3, 4, 5, I understand that failure to confirm the receipt of amendments is cause for rejection of bids.

Signatures on the following page

The undersigned signatory for the bidder represents and warrants that he has full and complete authority to submit this proposal to the County and to enter into contract with Putnam County.

TMA Operations, LLC.  
COMPANY NAME

3704 Medallion Pl  
STREET ADDRESS or P. O. BOX

Newport AR 72112  
CITY, STATE ZIP CODE

870-523-9560  
TELEPHONE NO. FAX NO.

82-5440254  
EMPLOYERS FEDERAL I.D. NO or SOCIAL SECURITY NUMBER

[Signature]  
BY (SIGNATURE)

Joseph M. Taylor  
(PRINT NAME)

Sales Manager  
(TITLE)

8/21/18  
(DATE)


Joe@tma-ops.com  
Email

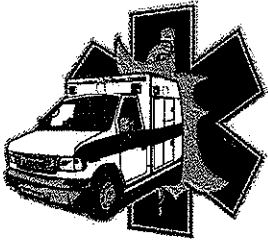
The Bidder(s) whose signature(s) appears on this document, having personally appeared before me, and being duly sworn, deposes and says that the above statements are true and correct.

Sworn to and subscribed before me this 21<sup>st</sup> day of August, 2018.

Notary signature: [Signature]

My commission expires: 1-16-27





## TAYLOR MADE AMBULANCE

3704 Medallion Place  
Newport, AR 72112

1-800-468-1310  
1-870-523-9560

Putnam County Board of Commissioners  
117 Putnam Drive, Suite A  
Eatonton, GA 31024  
Attn. County Manager

Gentlemen:

Taylor Made Ambulances appreciates this opportunity to bid on your emergency vehicle requirements and is pleased to submit the following proposal for your review and consideration.

A new 2019 Dodge 3500 type I ambulance constructed per your specifications with NO EXCEPTIONS would be \$ 119,085 for the base bid or \$129,479 with your listed options. We can provide delivery within 90 working days after receipt of chassis. Dodge has already closed out their order banks for the 2018 and will not accept orders until November for the 2019 model year. They also are relocating into a new plant so they expect production delays.

A new 2019 Ford F-350 type I ambulance constructed per your specifications with NO EXCEPTIONS would be \$118,025 for the base bid or \$128,419 with your listed options. Delivery will be with 90 working days after receipt of the chassis. Ford is already building the 2019 chassis's and they are not having any production delays. Based on this information is why we are also submitting a bid or a Ford chassis to allow you the option of speeding up the delivery of the new ambulances.

Taylor Made Ambulance will allow a multi-unit/customer loyalty discount of \$1,500 per unit for a purchase of more then one ambulance & based our the addendum #1 for a two ambulances purchase on this current contract.

We appreciate the close working relationship we have with Putnam County and wish to continue our relationship for many years.

Taylor Made Ambulances is a full line emergency vehicles manufacturer and remount facility. We are custom builders who will work closely with the purchaser to ensure that their new ambulance will meet their specific needs and requirements

We are also members of the Ford Qualified Vehicle Modifier (QVM) program, the National Truck Equipment Association (NTEA) and our ambulances are fully certified to meet all Federal KKK-A-1822 requirements.

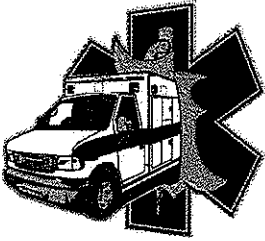
Again, thank you for this opportunity to bid on your emergency Vehicle requirements. Should you have any questions or need additional information, please do not hesitate to contact us at (800)468-1310.

Respectfully yours,



Joseph M. Taylor  
Taylor Made Ambulances





## TAYLOR MADE AMBULANCE

3704 Medallion Place  
Newport, AR 72112

1-800-468-1310  
1-870-523-9560

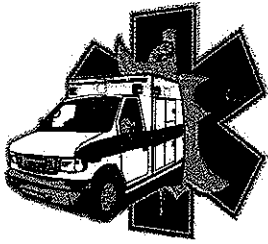
### 20 YEAR LIMITED WARRANTY ON ALL-ALUMINUM MODULAR BODY/CABINTRY

Taylor Made Ambulances warrants to the original purchaser for a period of 20 years that the all-aluminum modular body, and if applicable, all-aluminum cabinetry fabricated by Taylor Made Ambulances shall be structurally sound and free from defects in material and workmanship and shall remain free from damage due to rusting or electrolysis so long as said all-aluminum modular body is owned and operated by the original purchaser.

Excluded from this warranty are items such as paint, windows, door hardware and other items which are covered under separate warranties. This warranty is transferable to future owners not to exceed the original 20 years and to the extent that Taylor Made Ambulances is notified in writing of such changes in ownership. This warranty is renewable each time Taylor Made Ambulances remounts the all-aluminum modular body onto a new chassis.

This warranty is conditioned upon the normal use and reasonable maintenance of such modular body and/or interior aluminum cabinetry. Prompt written notice of all defects shall be directed to Taylor Made Ambulances or to the authorized Taylor Made Ambulance service representative. Said defect shall not result from misuse, negligence, accident, or overloading beyond the applicable weight rating. If such conditions are not complied with, this warranty shall become null and void and therefore, unenforceable. Should repairs become necessary under the terms of this warranty, the extent of such repair shall be determined solely by Taylor Made Ambulances and performed solely by Taylor Made Ambulances or at a facility designated by Taylor Made Ambulances. The expense of any transportation to and/or from such repair facility shall be the responsibility of the purchaser/owner and is not an item covered by this warranty. Taylor Made Ambulances reserves the unrestricted right to make changes at any time in the design of and/or improvements to its products without imposing any obligation on itself to make corresponding changes or improvements to products previously manufactured.

~~This manufacturer's warranty is provided in place of any and all representations of expressed or implied warranties. No person is authorized to make any representations or warranty on behalf of Taylor Made Ambulances or any of its distributors other than as set forth in this manufacturer's warranty. Your right to service and replacement of parts on the terms expressly set forth are your exclusive remedies and neither the manufacturer nor any of its distributors shall be liable for damages, whether ordinary, incidental, or consequential.~~



## TAYLOR MADE AMBULANCE

3704 Medallion Place  
Newport, AR 72112

1-800-468-1310  
1-870-523-9560

### CONVERSION WARRANTY

TAYLOR MADE AMBULANCE MANUFACTURES THE AMBULANCE BODY/CONVERSION AND MOUNTS IT ON A CHASSIS OF ANOTHER MANUFACTURER SUCH AS FORD OR INTERNATIONAL, ETC. WHICH EXPRESSLY WARRANTS THAT PORTION OF THE AMBULANCE. THEREFORE, TAYLOR MADE AMBULANCE DOES NOT EXTEND TO NOR COVER ANY PORTION OR CONTENTS THEREOF, WHICH HAS BEEN SEPARATELY WARRANTED BY ANOTHER SUCH MANUFACTURER.

TAYLOR MADE AMBULANCE WARRANTS THAT EACH AMBULANCE SOLD AS A NEW VEHICLE AND PARTS MANUFACTURED BY IT WILL BE FREE FROM DEFECTS IN MATERIAL AND WORKMANSHIP UNDER NORMAL USE AND SERVICE FOR TWENTY FOUR (24) MONTHS OR 24,000 MILES WHICH EVER OCCURS FIRST AFTER THE DATE OF DELIVERY TO THE ORIGINAL RETAIL CUSTOMER.


THIS WARRANTY (TOGETHER WITH REMEDIES FOR BREACH THEREOF) IS LIMITED TO THE AMBULANCE BEING DELIVERED TO THE WORKSHOP OF ANY AUTHORIZED AGENT OF TAYLOR MADE AMBULANCE WHERE THE AGENT WILL, WITHOUT CHARGE, EITHER REPAIR THE DEFECTIVE PART OR REPLACE IT WITH A NEW OR FACTORY RECONDITIONED PART.

TAYLOR MADE AMBULANCE DOES NOT PROVIDE ADDITIONAL WARRANTY COVERAGE ON THE ADD-ON COMPONENTS SUCH AS LIGHT BULBS, LIGHTS, SIRENS, ETC. THESE ITEMS ARE COVERED BY A SEPARATE WARRANTY AS PROVIDED BY THE INDIVIDUAL COMPONENT MANUFACTURER AND PASSED THROUGH TO THE END USER. IT IS THE RESPONSIBILITY OF THE CUSTOMER TO FILL OUT AND COMPLETE ALL ENCLOSED WARRANTY CARDS. THE CHASSIS IS COVERED UNDER THE WARRANTY PROVIDED BY THE CHASSIS MANUFACTURER.

PERSONS WHO ARE TO PERFORM REPAIR WORK ARE TO CALL TAYLOR MADE AMBULANCE FOR AN AUTHORIZATION NUMBER PRIOR TO BEGINNING ANY REPAIRS. FAILURE TO COMPLY WITH THIS PROVISION VOIDS ANY LIABILITY ON THE PART OF TAYLOR MADE AMBULANCE TO HONOR THIS WARRANTY REQUEST.

TAYLOR MADE AMBULANCE DOES NOT WARRANT ANY VEHICLE ON WHICH THE ODOMETER HAS BEEN ALTERED OR UPON WHICH MILEAGE CANNOT BE DETERMINED. TAYLOR MADE AMBULANCE DOES NOT WARRANT ANY VEHICLE REPAIRS DUE TO DAMAGE OR DETERIORATION DUE TO NORMAL USE, WEAR AND TEAR, OR EXPOSURE, NOR DUE TO THE REPAIR BY SOMEONE OTHER THAN AN AUTHORIZED AGENT, NOR DUE TO THE FAILURE OF THE OWNER TO MAINTAIN THE SAME.

TAYLOR MADE AMBULANCE RESERVES THE RIGHT TO MAKE A PHYSICAL INSPECTION BY THEIR AUTHORIZED AGENT OR THE CHASSIS MANUFACTURER'S AGENT FOLLOWING ANY COMPLAINT.



## **TAYLOR MADE AMBULANCE**


3704 Medallion Place  
Newport, AR 72112

1-800-468-1310  
1-870-523-9560

### **ELECTRICAL WARRANTY**

Taylor Made Ambulances hereby warrants that the electrical system shall be free from defects from the workmanship for a period not to exceed six years or 72,000 miles, whichever comes first.

This warranty does not include the individual components such as light bars, sirens, relays, etc. which are covered by the warranties provided by the individual component manufacturers.



## TAYLOR MADE AMBULANCE

3704 Medallion Place  
Newport, AR 72112

1-800-468-1310  
1-870-523-9560

### PAINT WARRANTY

TAYLOR MADE AMBULANCES & PPG HERE BY WARRANTS THE PAINT TO BE FREE FROM DEFECTS IN WORKMANSHIP & MATERIAL ISSUES.

7 YEARS 84,000 MILES:  
4 YEARS 100% UNLIMITED MILES  
5 YEARS 75% 60,000 MILES  
6/7 YEARS 50% 84,000 MILES

THIS WARRANTY IS VOID IF:

1. AMBULANCE IS INVOLVED IN A WRECK AND REPAINTED AS A RESULT THEREOF.
2. PROPER MAINTENANCE PROCEDURES HAVE NOT BEEN PERFORMED TO MAINTAIN THE PAINT FINISH.

---

TAYLOR MADE AMBULANCES RESERVES THE RIGHT TO INSPECT ANY PAINT DEFECT PRIOR TO THE WARRANTY AUTHORIZATION.

15. Authorization for Chairman to sign updated 9-1-1 Resolutions (staff-CC)
  - a. Resolution Updating and Authorizing 9-1-1 Charges on Prepaid Wireless Services
  - b. Resolution Updating and Authorizing 9-1-1 Charges on Telephone Services and Wireless Enhanced 9-1-1 Charges other than Prepaid Wireless Services

The Board of Commissioners reserves the right to continue the meeting to another time and place in the event the number of people in attendance at the meeting, including the Board of Commissioners, staff, and members of the public exceeds the legal limits. The meeting cannot be closed to the public except by a majority vote of a quorum present for the meeting. The board can vote to go into an executive session on a legally exempt matter during a public meeting even if not advertised or listed on the agenda. Individuals with disabilities who require certain accommodations in order to allow them to observe and/or participate in this meeting, or who have questions regarding the accessibility of the meeting or the facilities are required to contact the ADA Compliance Officer, at least three business days in advance of the meeting at 706-485-2776 to allow the County to make reasonable accommodations for those persons.

**From:** Nesbit, Debra <[DNesbit@ACCG.org](mailto:DNesbit@ACCG.org)>  
**Sent:** Monday, August 20, 2018 10:33 AM  
**To:** Nesbit, Debra <[DNesbit@ACCG.org](mailto:DNesbit@ACCG.org)>  
**Cc:** Michael Nix <[michael.nix@gema.ga.gov](mailto:michael.nix@gema.ga.gov)>; Scheuer, Joe <[JScheuer@ACCG.org](mailto:JScheuer@ACCG.org)>; Mueller, Clint <[CMueller@ACCG.org](mailto:CMueller@ACCG.org)>; [rpatel@gmanet.com](mailto:rpatel@gmanet.com); Wills, Dave <[DWills@ACCG.org](mailto:DWills@ACCG.org)>  
**Subject:** Update to the Update: 9-1-1 Resolutions - Action Required

### IMPORTANT NOTICE

HB 751 was passed during the 2018 legislative session which created the Georgia Emergency Communications Authority (GECA). This legislation implements a new centralized process by which all 9-1-1 fees are to be collected and remitted to local governments by the Department of Revenue (DOR).

#### **FOR LANDLINE AND WIRELESS (OTHER THAN PREPAID WIRELESS):**

In order for DOR to collect your landline and wireless service (other than prepaid wireless) 9-1-1 fees beginning January 1, 2019, your county (or city) must either:

- have previously passed resolution(s) imposing these 9-1-1 fees; OR
- **pass a resolution (see attached model) by August 31, 2018, if you have no existing resolution** (by statute collection cannot start until 120 days from the date of adoption of the resolution).
- **See important drafting instructions below.**

#### **FOR PREPAID WIRELESS:**

In order for DOR to collect your prepaid wireless 9-1-1 fees beginning January 1, 2019, your county (or city) must either:

- have previously passed resolution(s) imposing these 9-1-1 fees; OR
- **pass a resolution (see attached model) prior to September 30, 2018, if you have no existing resolution** (this resolution is NOT subject to the 120 day rule).
- **See important drafting instructions below.**

***To have their systems ready to collect 9-1-1 fees by January 1, 2019, DOR is requiring that you send them a copy of your resolutions no later than September 30, 2018.***

#### **Deadline September 30, 2018:**

Submit your existing or newly-passed resolution(s) imposing the 9-1-1 fee in your jurisdiction to:

Sharon Doughty  
 Legal Affairs and Tax Policy Division  
 Georgia Department of Revenue  
 1800 Century Boulevard NE  
 Atlanta, GA 30345  
[Sharon.Doughty@dor.ga.gov](mailto:Sharon.Doughty@dor.ga.gov)

Please also send a copy of your resolution to:

[9-1-1resolutions@gema.ga.gov](mailto:9-1-1resolutions@gema.ga.gov)  
[dnesbit@accg.org](mailto:dnesbit@accg.org)

Note that jurisdictions with existing resolution(s) are also encouraged to adopt and submit the attached new model resolutions prior to November 1, 2018 for (a) landline and wireless 9-1-1 fees, and (b) pre-paid 9-1-1 fees. See important drafting instructions below.

### **IMPORTANT 9-1-1 RESOLUTION DRAFTING INSTRUCTIONS**

#### **FOR LANDLINE AND WIRELESS (OTHER THAN PREPAID WIRELESS):**

Regardless of whether you amend your existing resolution or repeal and replace your existing resolution, the changes cannot become effective sooner than January 1, 2019 AND at least 120 days after the date of adoption of the amendment or the repeal/replace. BE CERTAIN THAT YOUR EXISTING RESOLUTION STAYS IN PLACE AND UNCHANGED, EITHER BY AMENDMENT OR BY REPEAL/REPLACE, UNTIL AT LEAST 120 AFTER THE DATE OF ADOPTION OF THE CHANGE. OTHERWISE, THERE MAY BE A PERIOD WHERE 9-1-1 COLLECTIONS WOULD NOT OCCUR. PLEASE CONSULT YOUR COUNTY ATTORNEY.

#### **FOR PREPAID WIRELESS:**

Regardless of whether you amend your existing resolution or repeal and replace your existing resolution, the changes cannot become effective sooner than January 1, 2019. BE CERTAIN THAT YOUR EXISTING RESOLUTION STAYS IN PLACE AND UNCHANGED, EITHER BY AMENDMENT OR BY REPEAL/REPLACE, UNTIL January 1, 2019, or, a later effective date. OTHERWISE, THERE MAY BE A PERIOD WHERE 9-1-1 COLLECTIONS WOULD NOT OCCUR. PLEASE CONSULT YOUR COUNTY ATTORNEY.

If you have any questions or need clarification my contact information is listed below.

Debra Nesbit  
Associate Legislative Director  
Association County Commissioners of Georgia  
191 Peachtree Street NE, Suite 700  
Atlanta, GA 30303  
Office: (404) 522-5022  
Cell: (404) 617-4755  
[dnesbit@accg.org](mailto:dnesbit@accg.org)



**A RESOLUTION OF THE BOARD OF COMMISSIONERS OF PUTNAM COUNTY, GEORGIA UPDATING AND AUTHORIZING 9-1-1 CHARGES ON PREPAID WIRELESS SERVICES; PROVIDING AN EFFECTIVE DATE; REPEALING PRIOR RESOLUTIONS IN CONFLICT; AND FOR OTHER PURPOSES.**

WHEREAS, the general law regarding 9-1-1 charges has been substantially modernized and revised by Ga. L. 2018, p. 689, HB 751; and

WHEREAS, many of these revisions include oversight and administration of 9-1-1 matters by the Georgia Emergency Communications Authority and the Department of Revenue; and

WHEREAS, Putnam County, Georgia desires to update its 9-1-1 prepaid wireless charges in accordance with revisions to state law.

NOW, THEREFORE, BE IT RESOLVED by the Board of Commissioners of Putnam County, GEORGIA as follows:

**Section 1. Definitions**

Unless specified otherwise in this resolution, all terms shall be defined in the same manner as specified in O.C.G.A. § 46-5-122.

**Section 2. 9-1-1 Charges on Monthly Services**

(a) Pursuant to O.C.G.A. § 46-5-134.2(b)(1), there is imposed a prepaid wireless 9-1-1 charge and the amount of such 9-1-1 charge shall be \$1.50 per retail transaction occurring within the jurisdiction of public safety answering point.

(b) The 9-1-1 charges under this section shall commence January 5, 2019.

**Section 3. Collecting and Remitting of 9-1-1 Charges**

All such 9-1-1 charges collected by service suppliers shall be remitted to the Georgia Department of Revenue, as the contracted collection partner of the Georgia Emergency Communications Authority, at the times and in the manner provided by O.C.G.A. § 38-3-185, O.C.G.A. § 38-3-186, and any other Georgia Department of Revenue or Georgia Emergency Communications Authority rule or regulation adopted pursuant to Article 12 of Chapter 13 of Title 38 of the O.C.G.A. and Chapter 13 of Title 50 of the O.C.G.A., the “Georgia Administrative Procedures Act”.

**Section 4. Deposit and Use of Proceeds**

Pursuant to O.C.G.A. § 46-5-134, all proceeds received by Putnam County from 9-1-1 charges imposed by this resolution shall be deposited in the Emergency Telephone System Fund



maintained by the county; kept separate from general revenue of the county; and used exclusively for the statutorily authorized purposes.

**Section 5. Resolution Filing Requirements**

The Clerk of the County shall file with the state revenue commissioner a certified copy of this resolution within ten (10) days of the adoption thereof. Any subsequent amendment to this resolution shall likewise be so filed by the clerk within ten (10) days of the adoption thereof.

**Section 6. Effective Date and Applicability**

This resolution shall become effective on January 5, 2019. Any prior resolution establishing such 9-1-1 charges shall remain in effect until January 5, 2019. On such date, such 9-1-1 charges shall be governed by this resolution.

**Section 7. Repealer**

All resolutions, or parts of resolutions, in conflict with this resolution are repealed as of January 5, 2019.

Resolved this 7<sup>th</sup> day of September 2018.  
Putnam County, Georgia

By: \_\_\_\_\_  
Chairperson

Attest: \_\_\_\_\_  
County Clerk



**A RESOLUTION OF THE BOARD OF COMMISSIONERS OF PUTNAM COUNTY, GEORGIA UPDATING AND AUTHORIZING 9-1-1 CHARGES ON TELEPHONE SERVICES AND WIRELESS ENHANCED 9-1-1 CHARGES OTHER THAN PREPAID WIRELESS SERVICES; PROVIDING AN EFFECTIVE DATE; REPEALING PRIOR RESOLUTIONS IN CONFLICT; AND FOR OTHER PURPOSES.**

WHEREAS, the general law regarding 9-1-1 charges has been substantially modernized and revised by Ga. L. 2018, p. 689, HB 751; and

WHEREAS, many of these revisions include oversight and administration of 9-1-1 matters by the Georgia Emergency Communications Authority and the Department of Revenue; and

WHEREAS, Putnam County, Georgia desires to update its 9-1-1 charges in accordance with revisions to state law.

NOW, THEREFORE, BE IT RESOLVED by the Board of Commissioners of Putnam County, GEORGIA as follows:

**Section 1. Definitions**

Unless specified otherwise in this resolution, all terms shall be defined in the same manner as specified in O.C.G.A. § 46-5-122.

**Section 2. 9-1-1 Charges on Monthly Services**

(a) Pursuant to O.C.G.A. § 46-5-133(a), there is imposed a monthly 9-1-1 charge upon each telephone service, subscribed to by a telephone subscriber, whose exchange access lines are in the areas served or which could be served by the 9-1-1 service. Pursuant to O.C.G.A. § 46-5-134(a)(1)(A), the amount of such 9-1-1 charge shall be \$1.50 per month per telephone service provided to the telephone subscriber.

(b) Pursuant to O.C.G.A. § 46-5-133(a), there is imposed a monthly wireless enhanced 9-1-1 charge upon each wireless telecommunications connection, other than a connection for prepaid wireless service, subscribed to by a telephone subscriber whose place of primary use is within the geographic area that is served by Putnam County, Georgia, or that would be served by Putnam County, Georgia, for the purpose of such an emergency 9-1-1 system. Pursuant to O.C.G.A. 46-5-134(a)(2)(A), the amount of such enhanced wireless 9-1-1 charge shall be \$1.50 per month per wireless telecommunications connection provided to the telephone subscriber.

(c) The 9-1-1 charges under this section shall commence January 5, 2019.

**Section 3. Collecting and Remitting of 9-1-1 Charges**

All such 9-1-1 charges collected by service suppliers shall be remitted to the Georgia Department of Revenue, as the contracted collection partner of the Georgia Emergency Communications Authority, at the times and in the manner provided by O.C.G.A. § 38-3-185, O.C.G.A. § 38-3-186, and any other Georgia Department of Revenue or Georgia Emergency Communications Authority rule or regulation adopted pursuant to Article 12 of Chapter 13 of Title 38 of the O.C.G.A. and Chapter 13 of Title 50 of the O.C.G.A., the “Georgia Administrative Procedures Act”.

**Section 4. Deposit and Use of Proceeds**

Pursuant to O.C.G.A. § 46-5-134, all proceeds received by Putnam County from 9-1-1 charges imposed by this resolution shall be deposited in the Emergency Telephone System Fund maintained by the county; kept separate from general revenue of the county; and used exclusively for the statutorily authorized purposes.

**Section 5. Resolution Filing Requirements**

The Clerk of the County shall file with the state revenue commissioner a certified copy of this resolution within ten (10) days of the adoption thereof. Any subsequent amendment to this resolution shall likewise be so filed by the clerk within ten (10) days of the adoption thereof.

**Section 6. Effective Date and Applicability**

This resolution shall become effective on January 5, 2019. Any prior resolution establishing such 9-1-1 charges shall remain in effect until January 5, 2019. On such date, such 9-1-1 charges shall be governed by this resolution.

**Section 7. Repealer**

All resolutions, or parts of resolutions, in conflict with this resolution are repealed as of January 5, 2019.

Resolved this 7<sup>th</sup> day of September 2018.  
Putnam County, Georgia

By: \_\_\_\_\_  
Chairperson

Attest: \_\_\_\_\_  
County Clerk

**RESOLUTION**

WHEREAS, E-911 telephone service serves as a life-saving link between people and emergency service; and

WHEREAS, E-911 telephone service is available to Putnam County, Georgia; and

WHEREAS, the provision of said services to the citizens of Putnam County, Georgia does foster the safety, health and well-being of the residents of Putnam County; and

WHEREAS, it is in the best interest of the citizens of Putnam County to maintain E-911 service which will be available to all citizens in the incorporated and unincorporated areas of the county; and

WHEREAS, the governing authority of Putnam County, Georgia imposed a monthly "E-911" charge upon each exchange access facility subscribed to by telephone subscribers whose exchanges to access lines are in areas served by the Putnam County E-911 service.

NOW, THEREFORE, BE IT RESOLVED that the amount of such charge shall be one dollar and fifty cents (\$1.50) per exchange access facility provided to the telephone subscriber.

IT IS FURTHER RESOLVED that this charge shall become effective on the first day of the first month following passage of one hundred twenty (120) days from the enactment of this resolution.

ADOPTED this 18 day of November, 1997.

PUTNAM COUNTY BOARD OF COMMISSIONERS

Bill Moore  
Chm. Bill Moore

Jimmy Davis  
Comm. Jimmy Davis

Robert H. Poole  
Comm. Robert H. Poole

Sandra Adams-Prevost  
Comm. Sandra Adams-Prevost

Steve H. Layson  
Comm. Steve H. Layson

ATTEST:

Helen J. Carnes  
Helen J. Carnes  
County Clerk

## RESOLUTION

### WIRELESS ENHANCED 911 CHARGES ON WIRELESS TELECOMMUNICATIONS CONNECTIONS WITHIN PUTNAM COUNTY, GEORGIA

WHEREAS, Putnam County, Georgia presently operates an Emergency 911 System; and,

WHEREAS, Part 4 of Article 2 of Chapter 5 of Title 46 of the Official Code of Georgia Annotated, as amended by Act No. 881, Georgia Laws 1998, authorize local governments to impose a wireless enhanced 911 charge upon each wireless telecommunications connection subscribed whose billing address is within the jurisdiction of the local government; and,

WHEREAS, such charges may be imposed at a rate of up to **\$1.50** per month per wireless connection; and,

WHEREAS, such charges may be imposed by any local government that operates or contracts for the operation of an emergency 911 system which is capable of providing automatic number identification of wireless telecommunications connections and the location of the base station or cell site; and,

WHEREAS, Putnam County, Georgia operates or has contracted for the operation of an emergency 911 system which is capable of providing automatic number identification of wireless telecommunications connections and the location of the base station or cell site; and,

WHEREAS, a public hearing was held on the question of imposing a wireless enhanced 911 charges in Putnam County, Georgia on April 5, 2002.


NOW, THEREFORE, BE IT RESOLVED by the governing authority of Putnam County, Georgia that a wireless enhanced 911 charges be imposed upon each wireless telecommunications connection subscribed to by subscribers whose billing address is within the jurisdiction of Putnam County, Georgia at the rate of **\$1.50** per month per wireless connection provided to each telephone subscriber.


BE IT FURTHER RESOLVED that said wireless charge shall be imposed on the first day of the first month following passage of one hundred twenty days (120) from the enactment of this resolution.

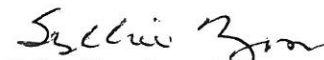
BE IT FURTHER RESOLVED that a copy of this resolution shall be forwarded to each wireless service supplier providing service in Putnam County, Georgia.


IN WITNESS WHEREOF, this resolution has been duly adopted by the governing authority of Putnam County, Georgia on the **5th** day of **April 2002**.

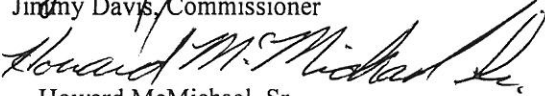
#### BOARD OF COMMISSIONERS OF PUTNAM COUNTY

  
Steve H. Layson, Chairman

  
Sandra Adams, Commissioner

  
Syllbie Yon, Commissioner

  
Jimmy Davis, Commissioner

  
Howard McMichael, Sr.  
Commissioner

ATTEST:

  
Helen J. Carnes, County Clerk

A RESOLUTION IMPOSING A 9-1-1 CHARGE ON VOICE OVER INTERNET PROTOCOL  
(VoIP) CONNECTIONS WITHIN PUTNAM COUNTY, GEORGIA

WHEREAS, the Commissioners of Putnam County provide Enhanced 9-1-1 services for the citizens of Putnam County; and

WHEREAS, the Commissioners of Putnam County, Georgia have adopted a resolution imposing 9-1-1 charges on landline and wireless telecommunications with billing addresses within Putnam County, Georgia; and

WHEREAS, Part 4 of Article 2 of Chapter 5 of Title 46 of the Official Code of Georgia Annotated authorizes local governments to impose a 9-1-1 charge for upon each VoIP connection subscribed to by subscribers whose billing address is within the jurisdiction of the local government; and

WHEREAS, under the provisions of such law a charge for VoIP Service may be imposed at a rate of up to \$1.50 per month per VoIP connection; and

WHEREAS, a public hearing was held on the 16<sup>th</sup> day of August, 2011 on the question of imposing the VoIP 9-1-1 charges effective on the 14<sup>th</sup> day of December, 2011.

NOW, THEREFORE, THE COMMISSION OF PUTNAM COUNTY, GEORGIA HEREBY RESOLVES that the resolution be adopted to impose the 9-1-1 charge upon each Voice Over Internet Protocol telecommunications connection subscribed to by subscribers whose billing address is within the jurisdiction of Putnam County, Georgia at the rate of \$1.50 per month per VoIP connection provided to each telephone subscriber.


BE IT FURTHER RESOLVED that said VoIP charge shall be imposed beginning on the 14<sup>th</sup> day of December, 2011.

BE IT FURTHER RESOLVED that a copy of this Resolution shall be forwarded to each VoIP service supplier providing services in Putnam County, Georgia.

IN WITNESS WHEREOF, this resolution has been duly adopted by the Commission of Putnam County, Georgia on the 16<sup>th</sup> day of August, 2011.

  
Tom Thompson, Chairman

ATTEST:

  
Lynn Barber, County Clerk

**Backup material for agenda item:**

16. Appointments to the Eatonton-Putnam County Library Board (staff-CC)

The Board of Commissioners reserves the right to continue the meeting to another time and place in the event the number of people in attendance at the meeting, including the Board of Commissioners, staff, and members of the public exceeds the legal limits. The meeting cannot be closed to the public except by a majority vote of a quorum present for the meeting. The board can vote to go into an executive session on a legally exempt matter during a public meeting even if not advertised or listed on the agenda. Individuals with disabilities who require certain accommodations in order to allow them to observe and/or participate in this meeting, or who have questions regarding the accessibility of the meeting or the facilities are required to contact the ADA Compliance Officer, at least three business days in advance of the meeting at 706-485-2776 to allow the County to make reasonable accommodations for those persons.

<b>NAME</b>	<b>ADDRESS</b>	<b>DISTRICT</b>	<b>BACKGROUND</b>	<b>APPLICATION DATE</b>
Georgette Craig	160 Rockville Springs Drive	3	Retired educator	8/3/2018
Lynn Hobbs	184 Sinclair Circle	4	Editor	8/15/2018



# PUTNAM COUNTY BOARD OF COMMISSIONERS



---

117 Putnam Drive, Suite A ♦ Eatonton, GA 31024  
706-485-5826  
[www.putnamcountyga.us](http://www.putnamcountyga.us)

## NOTICE

The Putnam County Board of Commissioners is seeking individuals to serve on the **Eatonton-Putnam County Library Board**. Candidates must be Putnam County residents and willing to serve a six year term. As a member of the Eatonton-Putnam Board you would also serve on the Uncle Remus Regional Library Board of Trustees.

Interested persons should submit an **application** to the Putnam County Board of Commissioners, 117 Putnam Drive, Suite A, Eatonton, Georgia 31024. Applications will be accepted until the positions are filled. The board application form can be found on the county website at [www.putnamcountyga.us](http://www.putnamcountyga.us) (in the "How Do I..." or "Forms & Documents" sections) or by calling 706-485-5826.

08/02/2018 & 08/09/2018

## EATONTON-PUTNAM LIBRARY BOARD OF TRUSTEES

### TRUSTEE

### TERM EXPIRES

#### Putnam County Appointees:

John Quinn Clary, Jr. 06/30/2021  
 105 Island Court  
 Eatonton, GA 31024  
 Home Phone: (706) 991-5080  
 Cell Phone: (678) 491-9358  
[johnqclary@yahoo.com](mailto:johnqclary@yahoo.com)

Christopher J. Bassett 06/22/2022  
 302 N. Lafayette Street  
 Eatonton, GA 31024  
 Work Phone: (706) 454-1210  
 Cell Phone: (706) 817-3215  
[cbassettmd@gmail.com](mailto:cbassettmd@gmail.com)

Jane Richards 08/03/2018  
 108 Doug Lane  
 Eatonton, GA 31024  
 (706) 485-9043  
 (770) 496-0304 (cell)  
[j\\_richards@bellsouth.net](mailto:j_richards@bellsouth.net)

James Michael (Mike) Mize 08/03/2018  
 411 North Madison Avenue  
 Eatonton, GA 31024  
 (478) 414-8744 (cell)  
[rhinobosco@yahoo.com](mailto:rhinobosco@yahoo.com)

#### City of Eatonton Appointees:

Patricia Hone 06/30/2022  
 253 Reynolds Drive  
 Eatonton, GA 31024  
 (706) 484-0865

Beth Huskins 06/30/2019  
 115 North Jenkins Drive  
 Eatonton, GA 31024

6 year terms  
 Putnam County has 4 members  
 Appointed by BOC

Last Updated 8/29/2018

# PUTNAM COUNTY BOARD OF COMMISSIONERS

295

AUG 3 18 8:57AM



117 Putnam Drive, Suite A ♦ Eatonton, GA 31024  
706-485-5826 ♦ 706-923-2345 fax  
www.putnamcountyga.us

## APPLICATION FOR BOARDS, COMMITTEES, & AUTHORITIES

Name: Georgette Craig Home Phone: \_\_\_\_\_  
Address: 160 Rockville Springs Drive Work Phone: \_\_\_\_\_  
Eatonton, Ga 31024 Cell Phone: 404-590-9681  
Occupation: Retired educator E-mail: kwylie36@hotmail.com

I would like to apply for appointment to the following Board, Committee, or Authority:

Library Board

Which district do you live in?  1  2  3  4

Briefly explain your educational background I have been in private education for 32 years. I recently reti  
and I absolutely love seeing children with books, teaching parents how to read to them, etc.

Are you an owner or officer in any business or corporation?  Yes  No

If yes, please list the name and activity of the business or corporation: The Georgia Parenting  
Project, Inc.

Please explain any previous experience with State or Local Government: I have indirect experience as I  
have owned two private schools and have worked closely with DFCS and young and senior families

Briefly explain why you seek this appointment: I adore books. I have taught children of all ages to read  
and have worked closely with parents of all ages in the development of reading programs at home. I feel  
I would bring a lot of excitement to the table and foster a wonderful sense of appreciation of reading to  
the community. I would be very active in all promotions and would enjoy any opportunity to work hands on

If appointed, I agree to serve.

Georgette Craig  
Signature

August 2, 2018  
Application Date

\*This application should be submitted to the Putnam County Board of Commissioners. Any additional information may be included on a separate page.

# PUTNAM COUNTY BOARD OF COMMISSIONERS



AUG 15 18 10:56 AM

117 Putnam Drive, Suite A ♦ Eatonton, GA 31024  
706-485-5826 ♦ 706-923-2345 fax  
www.putnamcountyga.us

### APPLICATION FOR BOARDS, COMMITTEES, & AUTHORITIES

Name: Lynn Hobbs Home Phone: n/a  
 Address: 184 Sinclair Circle Work Phone: 706-485-3501 ext.4, ext.18  
Eatonton, GA 31024 Cell Phone: 706-816-4570  
 Occupation: Editor E-mail: lynn@msgr.com

I would like to apply for appointment to the following Board, Committee, or Authority:  
Eatonton-Putnam Library / Uncle Remus Regional Library System Board of Directors

Which district do you live in?  1  2  3  4

Briefly explain your educational background High school, business college, and technical college  
diplomas and certifications, plus a lot of on-the-job training by experts.

Are you an owner or officer in any business or corporation?  Yes  No

If yes, please list the name and activity of the business or corporation: Previous editor of The Eatonton  
Messenger newspaper, current editor of Smith Communications Inc. magazine division, board member of  
Eatonton Kiwanis Club.

Please explain any previous experience with State or Local Government: In my 16 years of journalism, I  
have attended and covered probably a thousand government meetings and know the laws pertaining to them, as  
well as Roberts Rules of Order.

Briefly explain why you seek this appointment: Coming from a poor background, the public library was  
instrumental in successes in education and career for myself and my own children, who are now adults.  
Libraries today face many obstacles, but are a vital resource to help those with limited finances and re-  
sources. With my many professional contacts, knowledge and experience, I know I can help ours.

If appointed, I agree to serve.

Lynn Hobbs  
Signature

August 10, 2018  
Application Date

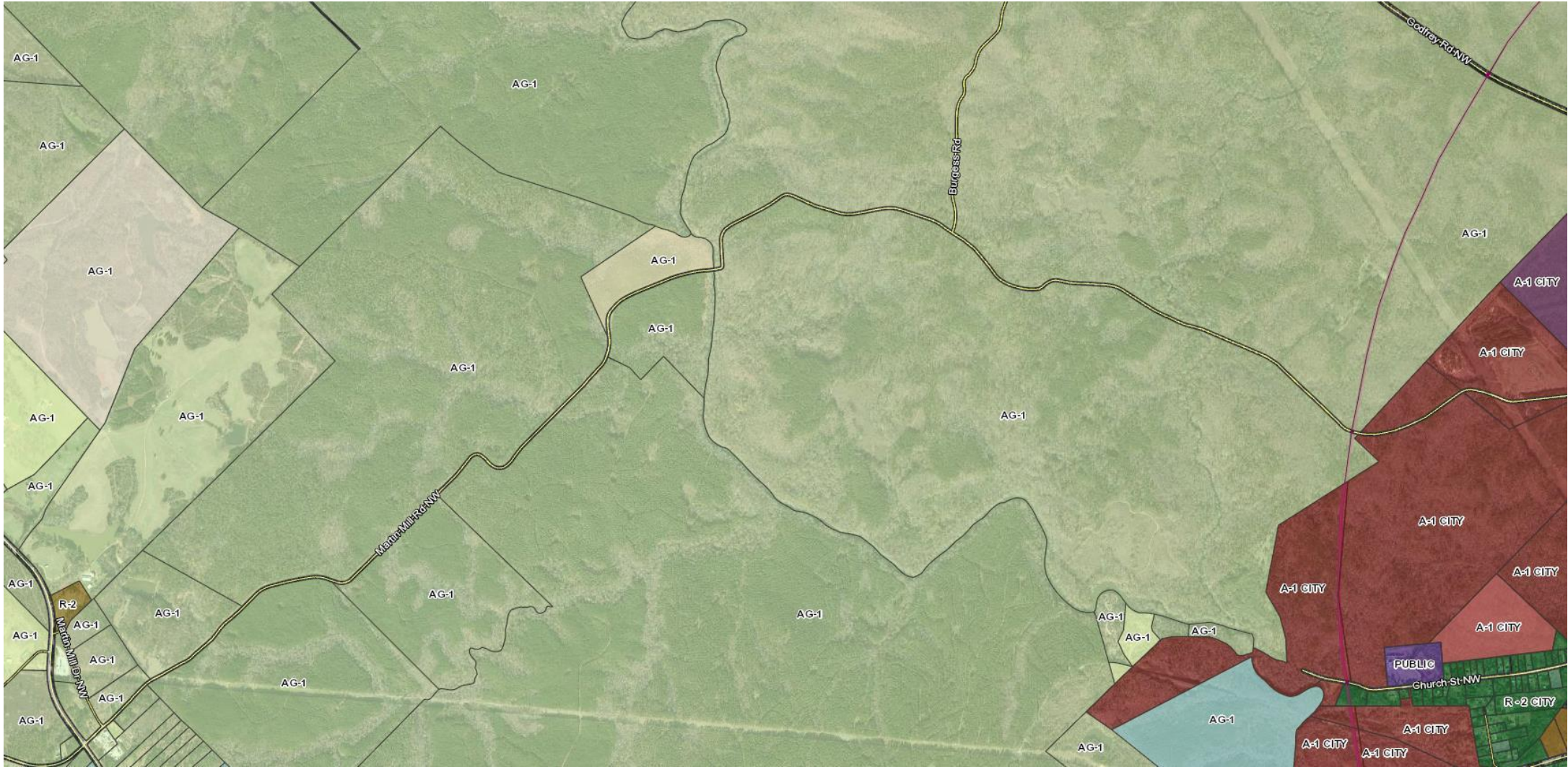
\*This application should be submitted to the Putnam County Board of Commissioners. Any additional information may be included on a separate page.

**Backup material for agenda item:**

17. Discussion and possible action regarding GDOT Local Bridge Replacement Program for Martins Mill Road at Little River (tabled from 08-21-18 meeting)

The Board of Commissioners reserves the right to continue the meeting to another time and place in the event the number of people in attendance at the meeting, including the Board of Commissioners, staff, and members of the public exceeds the legal limits. The meeting cannot be closed to the public except by a majority vote of a quorum present for the meeting. The board can vote to go into an executive session on a legally exempt matter during a public meeting even if not advertised or listed on the agenda. Individuals with disabilities who require certain accommodations in order to allow them to observe and/or participate in this meeting, or who have questions regarding the accessibility of the meeting or the facilities are required to contact the ADA Compliance Officer, at least three business days in advance of the meeting at 706-485-2776 to allow the County to make reasonable accommodations for those persons.





GEORGIA DEPARTMENT OF TRANSPORTATION  
PRE-CONCEPT LEVEL ROW COST ESTIMATE

Date: 6/19/2017                      Project:  
 Revised:                                  County: Putnam  
    PI: N/A 237-5006-0

Description: MARTIN MILL ROAD @ LITTLE RIVER  
 Project Termini: LITTLE RIVER

Existing ROW: Varies  
 Required ROW: Varies  
 Parcels: 5

Land and Improvements \_\_\_\_\_ \$3,285.00

<i>Proximity Damage</i>	<i>\$0.00</i>
<i>Consequential Damage</i>	<i>\$0.00</i>
<i>Cost to Cures</i>	<i>\$0.00</i>
<i>Trade Fixtures</i>	<i>\$0.00</i>
<i>Improvements</i>	<i>\$0.00</i>

Valuation Services \_\_\_\_\_ \$0.00

Legal Services \_\_\_\_\_ \$40,875.00

Relocation \_\_\_\_\_ \$11,250.00

Demolition \_\_\_\_\_ \$0.00

Administrative \_\_\_\_\_ \$45,000.00

TOTAL ESTIMATED COSTS \_\_\_\_\_ \$100,410.00

**TOTAL ESTIMATED COSTS (ROUNDED)                      \$126,000.00**


Prepared By: \_\_\_\_\_ CG#: \_\_\_\_\_ (DATE) \_\_\_\_\_  
 Approved By: \_\_\_\_\_ CG#: \_\_\_\_\_ (DATE) \_\_\_\_\_

**NOTE: No Market Appreciation is included in this Preliminary Cost Estimate**

\*This Programmatic Cost Estimate does not include damages to improvements, damages to remaining land, nor relocation assistance cost . This Pre-Concept level ROW Land Cost Estimate is solely based off of estimated data provided by Office of Program Delivery (AECOM). Office of Program Delivery will need to request more detailed R/W Cost Estimates once Concept have been developed.



Georgia Department of Transportation  
Preliminary ROW Cost Estimate Worksheet

Project/County/PI

0 Putnam

N/A 237-5006-0

		A	B	C	D
Land and Improvements		Agriculture	Residential	Commercial	Industrial
1	Estimate Low (ac)	\$1,200.00	\$0.00	\$0.00	\$0.00
2	Estimate High (ac)	\$3,400.00	\$0.00	\$0.00	\$0.00
3	Estimate Used (ac)	\$1,000.00	\$0.00	\$0.00	\$0.00
4	Fee Simple Area (ac)	2.19	0.00	0.00	0.00
5	Fee Simple Estimate	\$2,190.00	\$0.00	\$0.00	\$0.00
6	Perm Esmt Area (ac)	0.00	0.00	0.00	0.00
7	Perm Esmt Factor	0%	0%	0%	0%
8	Perm Esmt Estimate	\$0.00	\$0.00	\$0.00	\$0.00
9	Temp Esmt Area (ac)	0.00	0.00	0.00	0.00
10	Temp Esmt Factor	0%	0%	0%	0%
11	Temp Esmt Estimate	\$0.00	\$0.00	\$0.00	\$0.00
12	Proximity Damages	\$0.00	\$0.00	\$0.00	\$0.00
13	Consequential Damages	\$0.00	\$0.00	\$0.00	\$0.00
14	Cost to Cures	\$0.00	\$0.00	\$0.00	\$0.00
15	Improvements	\$0.00	\$0.00	\$0.00	\$0.00
16	Trade Fixtures	\$0.00	\$0.00	\$0.00	\$0.00
17					
18	<b>PROPERTY TYPE TOTALS</b>	<b>\$2,190.00</b>	<b>\$0.00</b>	<b>\$0.00</b>	<b>\$0.00</b>
19			<b>SUB TOTAL PROPERTY TYPES</b>		<b>\$2,190.00</b>
20			Counter Offers and Condemnation Increases		\$1,095.00
21					
22			<b>GRAND TOTAL LANDS AND IMPROVEMENTS</b>		<b>\$3,285.00</b>



Georgia Department of Transportation  
Preliminary ROW Cost Estimate Worksheet

301

Project/County/PI

0 Putnam

N/A 237-5006-0

	A	B	C	D
Valuation Services	Agriculture	Residential	Commercial	Industrial
1 Appraisals (# of Parcels)	0	0	0	0
2 Estimated Fees (per Parcel)	\$0.00	\$0.00	\$0.00	\$0.00
3 <b>TOTAL APPRAISALS</b>	\$0.00	\$0.00	\$0.00	\$0.00
4 Sign Estimates	0	0	0	0
5 Estimated Fees	\$0.00	\$0.00	\$0.00	\$0.00
6 <b>TOTAL SIGN ESTIMATES</b>	\$0.00	\$0.00	\$0.00	\$0.00
7 Specialty Reports	0	0	0	0
8 Estimated Fees	\$0.00	\$0.00	\$0.00	\$0.00
9 <b>TOTAL SPECIALTY REPORTS</b>	\$0.00	\$0.00	\$0.00	\$0.00
10 Septic/Well Reports	0	0	0	0
11 Estimated Fees	\$0.00	\$0.00	\$0.00	\$0.00
12 <b>TOTAL SEPTIC/WELL REPORTS</b>	\$0.00	\$0.00	\$0.00	\$0.00
13				
14				
15				
16 <b>TOTAL VALUATION FEES</b>	\$0.00	\$0.00	\$0.00	\$0.00
17	<b>SUB TOTAL VALUATION SERVICES</b>			\$0.00
18	Updates and Incidentals (Min \$2,500 or 25%)			\$2,500.00
19	<b>GRAND TOTAL VALUATION SERVICES</b>			<b>\$0.00</b>

Georgia Department of Transportation  
Preliminary ROW Cost Estimate Worksheet

302

Project/County/PI

0 Putnam

N/A 237-5006-0

		A	B	C	D
	Legal Services	Parcels	Estimated Fees		TOTALS
1	Meeting with Attorney	5	\$125.00		\$625.00
2	Preliminary Titles	5	\$200.00		\$1,000.00
3	Closing and Final Title	5	\$300.00		\$1,500.00
4	Recording Fees	5	\$50.00		\$250.00
5	Condemnation Filing	1	\$5,000.00		\$5,000.00
6	Litigation Costs	1	\$25,000.00		\$25,000.00
7	Updates and Incidentals	1	\$7,500.00		\$7,500.00
8					
9					
10					
11					
12					
13					
14					
15					
16					
17			<b>GRAND TOTAL LEGAL SERVICES</b>		<b>\$40,875.00</b>

Georgia Department of Transportation  
Preliminary ROW Cost Estimate Worksheet

303

Project/County/PI

O Putnam

N/A 237-5006-0

		A	B	C	D
Relocation	Displacements		Estimated Costs		TOTALS
1	Business Displacement		\$20,000.00		\$0.00
2	Residential Tenant		\$25,000.00		\$0.00
3	Residential Owner		\$45,000.00		\$0.00
4	Pro-Rata Taxes	5	\$1,000.00		\$5,000.00
5	Property Pin Replacement	5	\$1,250.00		\$6,250.00
6					
7					
8					
9					
10					
11					
12					
13					
14					
15					
16					
17			<b>GRAND TOTAL RELOCATION</b>		<b>\$11,250.00</b>

Georgia Department of Transportation  
 Preliminary ROW Cost Estimate Worksheet

Project/County/PI

0 Putnam

N/A 237-5006-0

		A	B	C	D
	Demolition	Items/Improvements	Estimated Costs		TOTALS
1	Residential Structures		\$15,000.00		\$0.00
2	Commercial Structures		\$25,000.00		\$0.00
3	Hotels/Apartments		\$60,000.00		\$0.00
4	UST's - Dispensers		\$50,000.00		\$0.00
5	Billboards		\$8,000.00		\$0.00
6	Signs - Light Standards		\$1,500.00		\$0.00
7	Water Vaults		\$15,000.00		\$0.00
8	Gas/Water Service Separation		\$2,500.00		\$0.00
9					
10					
11					
12					
13					
14					
15					
16					
17			<b>GRAND TOTAL DEMOLITION</b>		<b>\$0.00</b>

Georgia Department of Transportation  
Preliminary ROW Cost Estimate Worksheet

Project/County/PI

0 Putnam

N/A 237-5006-0

		A	B	C	D
	Administrative	Parcels	Man hours per Parcel		TOTALS
1	Pre-Acquisition	5	40		\$10,000.00
2	Acquisition	5	100		\$25,000.00
3	Relocation	0	50		\$0.00
4	Administrative Appeals	2	50		\$5,000.00
5	Post-Acquisition	1	100		\$5,000.00
6					
7					
8					
9					
10					
11					
12					
13					
14					
15					
16					
17			<b>GRAND TOTAL INHOUSE</b>		<b>\$45,000.00</b>

19. Discussion and possible action regarding Payment in Lieu of Taxes (PILT) Class Action (staff-CM)

The Board of Commissioners reserves the right to continue the meeting to another time and place in the event the number of people in attendance at the meeting, including the Board of Commissioners, staff, and members of the public exceeds the legal limits. The meeting cannot be closed to the public except by a majority vote of a quorum present for the meeting. The board can vote to go into an executive session on a legally exempt matter during a public meeting even if not advertised or listed on the agenda. Individuals with disabilities who require certain accommodations in order to allow them to observe and/or participate in this meeting, or who have questions regarding the accessibility of the meeting or the facilities are required to contact the ADA Compliance Officer, at least three business days in advance of the meeting at 706-485-2776 to allow the County to make reasonable accommodations for those persons.

**From:** Stearns, Nichole <[NStearns@smithcurrie.com](mailto:NStearns@smithcurrie.com)>

**Sent:** Friday, August 10, 2018 2:56 PM

**To:** Steve Hersey <[shersey@putnamcountyga.us](mailto:shersey@putnamcountyga.us)>; Linda Cook <[lcook@putnamcountyga.us](mailto:lcook@putnamcountyga.us)>; Paul Van Haute <[pvanhaute@putnamcountyga.us](mailto:pvanhaute@putnamcountyga.us)>

**Subject:** Kane County, Utah v. United States, U.S. Court of Federal Claims

Good afternoon,

I am contacting you about the *Kane County* class action lawsuit to recover Payment in Lieu of Taxes Act (PILT) underpayments for fiscal years 2015 – 2017. Your county may be at risk of missing out on monies it is owed by the federal government. According to our records Putnam County has not yet taken advantage of the PILT Class Action.

My law firm, Smith, Currie & Hancock LLP, has been appointed Class Counsel.

Here is what you need to know:

In the *Kane County, Utah v. United States* class action lawsuit (the Lawsuit), the United States Court of Federal Claims in Washington D.C. has ruled that **the United States is liable to all counties (and other local governments) that received PILT payments in fiscal years 2015, 2016 and/or 2017.**

Why so? Because all of them were underpaid in those years. Congress appropriated insufficient amounts to fully fund the PILT statutory entitlement, forcing the Department of the Interior to make partial, pro rata payments from those insufficient funds.

What must a county or other local government do to benefit from this favorable ruling?

- To join in the Lawsuit and receive monies that the Court has already determined the federal government owes, all a county has to do is fill out and submit a simple Class Action Opt-In Notice Form. This Form can be completed and submitted, quickly and securely, online at [www.PILTpayments.com](http://www.PILTpayments.com). The Form may also be downloaded, printed, and submitted by first class mail or prepaid delivery service, if you prefer, but online submission is quickest and easiest.
- NOTE: The Court of Federal claims—unlike almost every other court in the land—requires that Class Members affirmatively opt into the Lawsuit to benefit from it.
- ***A completed Class Action Opt-In Notice Form must be submitted no later than September 14, 2018.***
- Counties that do not complete and timely submit a Class Action Opt-In Notice Form will **not** be able to participate in this Lawsuit.

- Each county that chooses to participate in the Lawsuit,
  - will be represented by Class Counsel, who will take all actions necessary to protect the county's rights;
  - need not hire its own lawyer;
  - will receive the benefit of, and be bound by, all rulings, orders, judgments entered, or settlements approved by the Court, whether favorable or unfavorable;
  - will **not** be asked to make any out-of-pocket payment of attorney's fees or expenses in the Lawsuit; and
  - will **not** be asked to do anything else (*i.e.*, no production of records, no affidavits, no witnesses, etc.).
  
- Class Counsel will submit a request for its fees and expenses to the Court. Counties will not have to make any out-of-pocket payments. Whatever fees and expenses the Court determines to be reasonable and awards to Class Counsel will be deducted from the money obtained for the Class, and will therefore reduce the amount of money each county receives. In effect, each county that opts into the Lawsuit will pay its pro rata share of the fees and expenses the Court awards. That share will be a small fraction of the cost any county would have incurred to recover its underpayment in its own individual lawsuit; lower costs for each Class Member is a principal advantage of a class action lawsuit.
  
- Additional information—the Official Notice sent to each underpaid county, important Lawsuit documents, answers to Frequently Asked Questions, and a list of counties that have opted in—is available at [www.Smithcurrie.com/PILTPaymentsInfo](http://www.Smithcurrie.com/PILTPaymentsInfo). That site also provides an opportunity to submit questions directly to Class Counsel.

If you have questions or concerns, I would be happy to address them with you. I will try and contact you next week or you can always reach me at (404) 582-8123 or [nstearns@smithcurrie.com](mailto:nstearns@smithcurrie.com).

Regards,

**Nichole Stearns**  
*Paralegal*

**SMITHCURRIE**

2700 Marquis One Tower | 245 Peachtree Center Avenue NE | Atlanta, GA 30303  
Direct (404) 582-8123 | Fax (404) 688-0671